DO NOT SCALE FROM THIS DRAWING

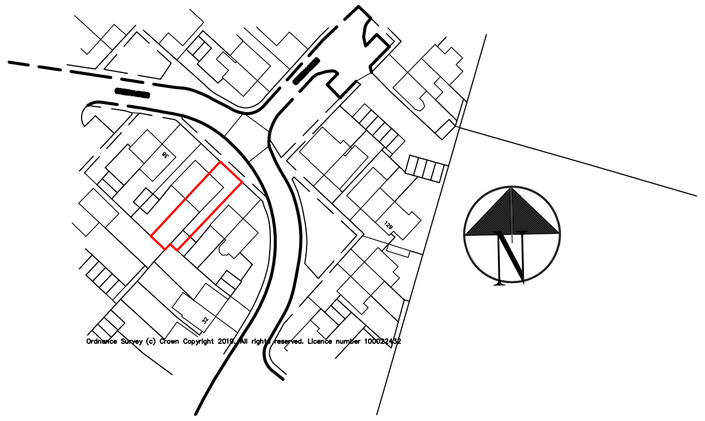

Location Plan 1:250

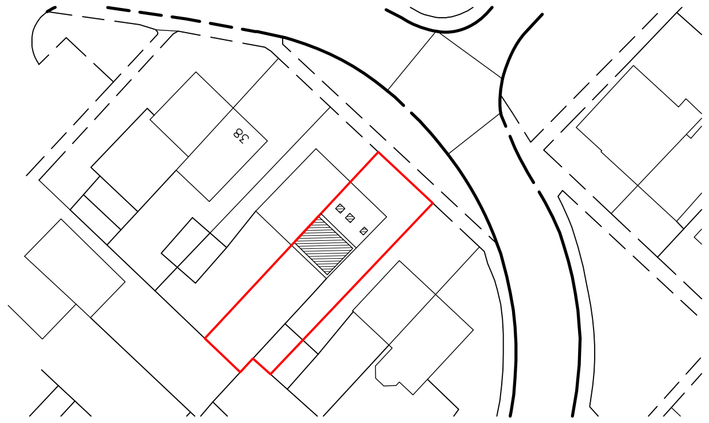

Block Plan 1:500

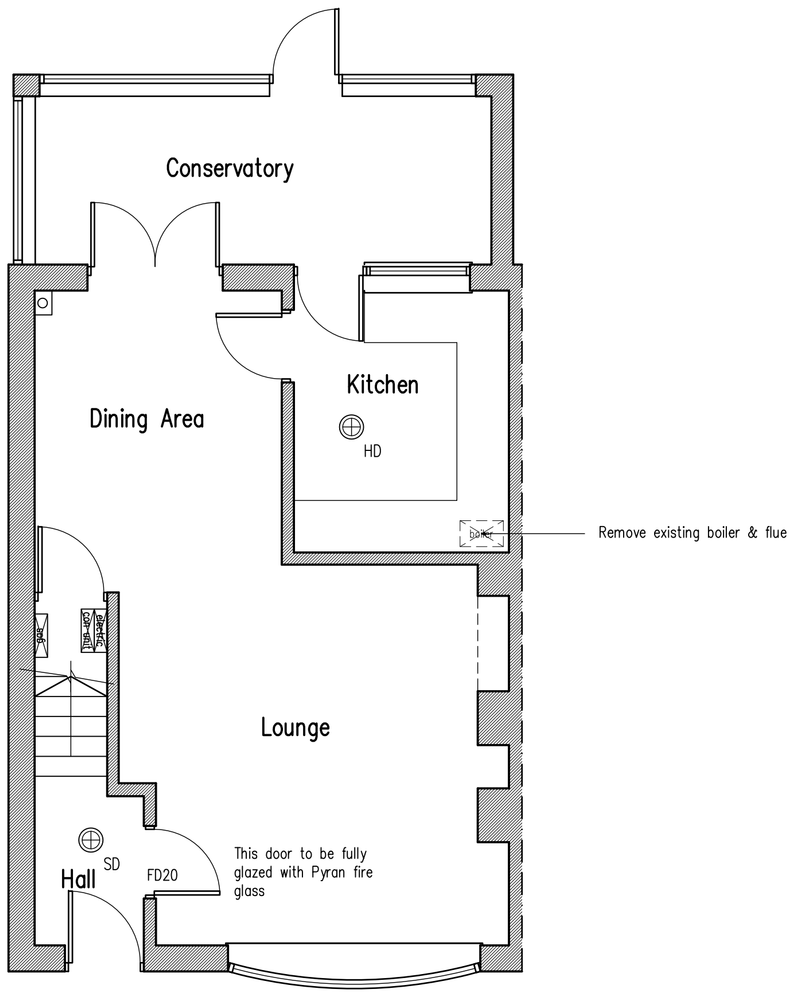

Ground Floor Plan

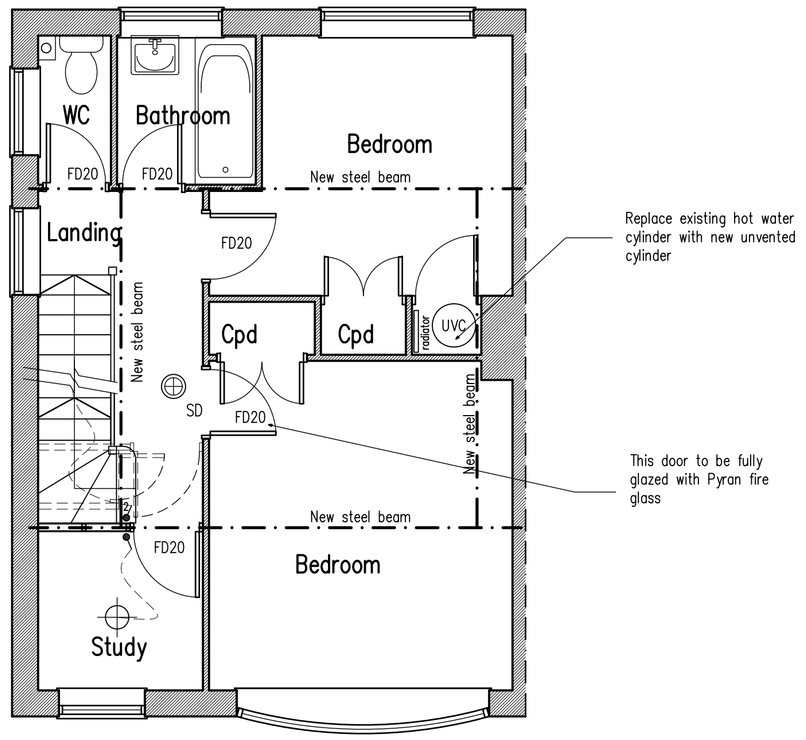

First Floor Plan

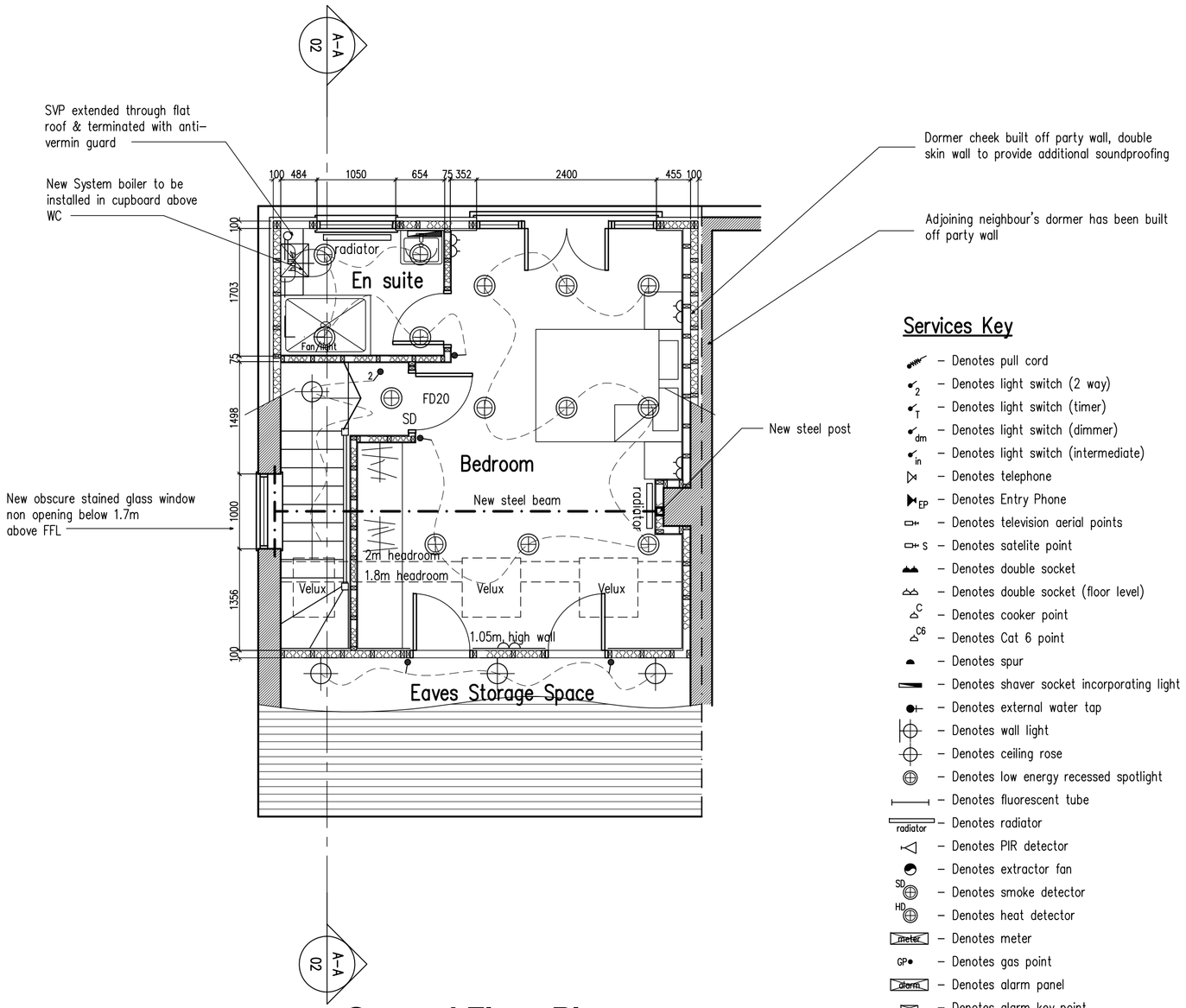

Second Floor Plan

Services Key

- – Denotes pull cord
- $_{2}$ – Denotes light switch (2 way)
- $_{T}$ – Denotes light switch (timer)
- $_{dm}$ – Denotes light switch (dimmer)
- $_{in}$ – Denotes light switch (intermediate)
- – Denotes telephone
- $_{EP}$ – Denotes Entry Phone
- – Denotes television aerial points
- $_{S}$ – Denotes satelite point
- – Denotes double socket
- – Denotes double socket (floor level)
- ^{C} – Denotes cooker point
- ^{C6} – Denotes Cat 6 point
- – Denotes spur
- – Denotes shaver socket incorporating light
- – Denotes external water tap
- – Denotes wall light
- – Denotes ceiling rose
- – Denotes low energy recessed spotlight
- – Denotes fluorescent tube
- radiator – Denotes radiator
- – Denotes PIR detector
- – Denotes extractor fan
- SD – Denotes smoke detector
- HD – Denotes heat detector
- Meter – Denotes meter
- GP – Denotes gas point
- Alarm – Denotes alarm panel
- key – Denotes alarm key point
- P – Denotes alarm call point
- – Denotes emergency lighting self contained
- – Denotes door bell sounder
- – Denotes door bell push
- T – Denotes thermostat
- – Denotes speaker
- – Denotes fire extinguisher

1m 2m 3m 4m 5m 6m 7m 8m 9m 10m
1:50 Scale Bar

10m 20m 30m 40m
1:500 Scale Bar

10m 20m 30m 40m 50m
1:1250 Scale Bar

A	22.08.19	Block Plan added

Proposed Conversion Of Roof Space at: 36 Greenacres, Shoreham-By-Sea, West Sussex

rja Planning & Building Consultants Ltd.
1st Floor
10 High Street
Shoreham-By-Sea
West Sussex BN43 5DA
t: 01273 467297 mob: 07971 375739
e: rex@rjapbc.co.uk web: www.rjapbc.co.uk

Chartered Institute of Architectural Technologists

PROJECT: 36 Greenacres, Shoreham–By–Sea
DRAWING TITLE: Proposed Floor Plans
CLIENT: K Willis & L Nicholson
DWG NO: 19750–01
REVISION: A
SCALE: 1:50 @ A1
DATE: 13.08.19
DRAWN: rex