

4 Proposed South Elevation
1 : 100

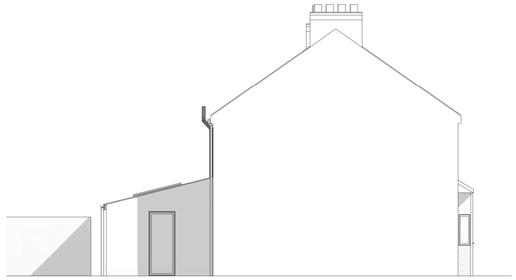

5 Proposed East Elevation
1 : 100

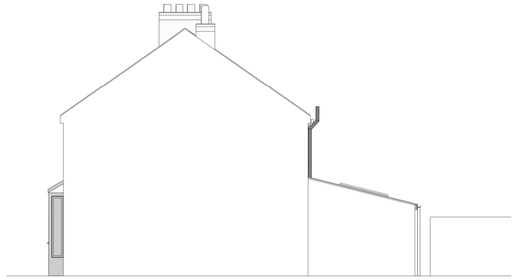

6 Proposed West Elevation
1 : 100

1:100 @ A1 / 1:200 @ A3

meters 2 4 6 8 10

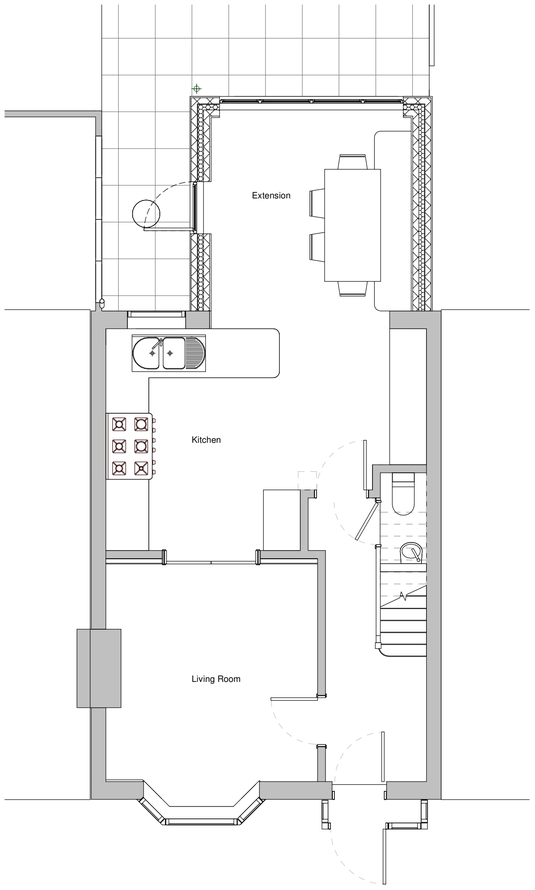

1 Proposed Ground Floor
1 : 50

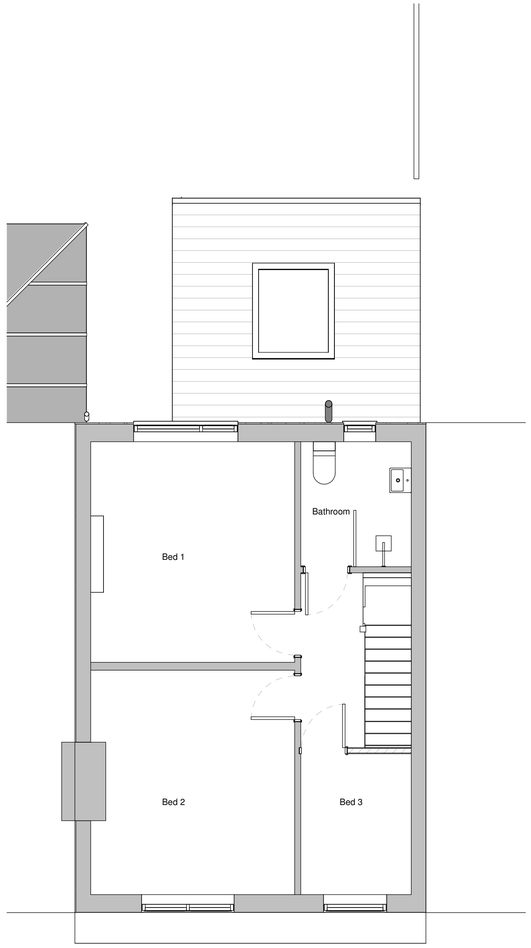

2 Proposed First Floor
1 : 50

1:50 @ A1 / 1:100 @ A3

meters 1 2 3 4 5

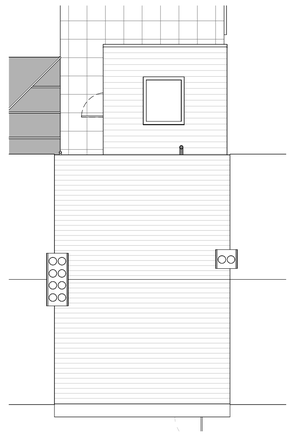

3 Proposed Roof Plan
1 : 100

Do not scale from this drawing except for planning as photocopies will be subject to distortion.

Drawings to be read in conjunction with all other Designers information and structural engineers contract drawings and specifications:
Any discrepancies must be brought to the attention of the designer immediatialy.

The contractor must verify all dimensions by site measurement before ordering materials or manufacturing components.

MATERIALS TO MATCH EXISTING

New windows and doors to be thermally broken aluminium, colour TBC

Substitute materials and products to those named will be acceptable if proven to be of equal or higher performance and not in conflict with other elements

Rev.	Description	Date
A	Preliminary Issue	13.01.24
B	Revised to clients comments	03.02.24
C	Issued for planning	09.03.24
D	Revised to Planners comments	20.05.24
E	Elev refs corrected	24.05.24

GreenJay Architecture
Email - ngreen@greenjayarchitecture.com
Tel - 07584043865
www.greenjayarchitecture.com

CIAT
REGISTERED PRACTICE

Client
Mr & Mrs Lambert

Project
7 Fifth Ave, Lancing

Sheet
Proposed Plans & Elevations

Project number	130124
Date	13.01.24
Drawn by	ng

GA001

Scale
SCALE VARIES