Form Ref. No. 331846

ADUR DISTRICT COUNCIL

Application For Planning Permission

TOWN AND COUNTRY PLANNING ACT, 1990

4 copies of this form required, together with plans and appropriate fee.
All measurements are to be given in metric.
If site relates to Lancing or Sompting, please submit 5 copies.

FOR OFFICIAL USE ONLY	
Appl. No.	AD/0672/07
Date Received	04 MAY 2007
Fee	795
Rem. List	

Applicant's Details

Title	
Forenames	
Surname or Company/ Organisation	RICARDO UK LTD
Telephone	01273 794121
Email	graham.rowley@ricardo.com

Address: Ricardo Uk Ltd, Shoreham Technical Centre, Old Shoreham Road, SHOREHAM BY SEA, West Sussex

Postcode: BN43 5FG

Do you have an agent? Yes

Agent's Details

Title	MR
Forenames	GRAHAM
Surname	ROWLEY
Telephone	01273 794121
Email Address	graham.rowley@ricardo.com

Address: Ricardo Uk Ltd, Shoreham Technical Centre, Old Shoreham Road, SHOREHAM BY SEA, West Sussex

Postcode: BN43 5FG

Application Type

(a) Full planning permission (including changes of use)

(b) Outline planning permission

If 'Yes', state those matters to which this application relates (tick where appropriate)

- (i) Layout ☐
- (ii) Scale ☐
- (iii) External Appearance ☐
- (iv) The means of access ☐
- (v) Landscaping of the site ☐

(c) Renewal of a temporary permission

If 'Yes', state the Date

and Permission Application

and the Condition Number

(d) Permission for retention of building or continuance of use without complying with a condition imposed on a planning permission

If 'Yes', state the Date

and Permission Application

and the Condition Number

(e) Permission to develop land without complying with a condition imposed on a planning permission

If 'Yes', state the Date

and Permission Application

and the Condition Number

Land Details

Full address or location of the land to which this application relates

Ricardo UK Ltd
Shoreham Technical Centre
Shoreham By Sea
BN43 5FG

Does the applicant own or control any adjoining land? Yes

If 'Yes', this land must be edged blue on the location plan

Area of site (Hectares) 6.30

Dimensions of the application site and distances from the new buildings to boundaries must be clearly indicated on plans

Proposal Details

For Residential Developments, please enter the number of units (flats, bungalows, houses)
- for a Change of Use that REDUCES the number of units, please enter a negative(-) number.

Description of proposed development: Erection of two off steel garage buildings

(If residential development, state type if known, e.g. houses, bungalows, flats)

State whether the proposal involved:-

(i) New building(s) or structure(s) Yes

(ii) Alteration or extension of building(s) No

(iii) Construction of a new *vehicular* access to a highway No

Construction of a new *pedestrian* access to a highway No

(iv) Alteration of an existing *vehicular* access to a highway No

Alteration of an existing *pedestrian* access to a highway No

(v) Closure of existing access No

(vi) Change of use only No

Is there to be any 'furniture' placed on a street/highway? No

Use of Land

Particulars of **Use** of Building or Land: Please State

Present use: Temporary stores portakabin & containers

If vacant, the last use:

Additional Information

(a) Is the application for industrial, office warehousing, storage, shopping, commercial purposes or places of public assembly? Yes

(b) Is the application for the winning or working of minerals? No

(c) Is the application for an agricultural dwelling or building? No

(d) Does the proposed development involve the demolition of any residential units? No

If 'Yes', how many units? Please indicate their position on plans

(e) Does the proposed development involve the felling of any trees? No If 'Yes', indicate their position on plans

(f) Does the proposed development involve any public right of way within the site? No If 'Yes', indicate their position on plans

(g) Does the proposed development involve demolition or alteration of a building or Special Architectural or Historic interest or demolition within a Conservation Area? No

If 'Yes', a separate application for **Listed Building Consent** or **Conservation Area Consent** may be necessary

(h) (i) How will surface water be disposed of? Discharged to existing site system

(ii) How will foul sewage be disposed of? na (e.g. mains, cesspit, etc.)

(i) Is there to be any 'furniture' placed on the street/highway? No

Process Description

Additional information required in respect of applications for Industrial, Office, Warehousing, Storage, Shopping, Rest and Nursing Homes, Commercial Purposes or Places of Public Assembly.

In the case of industrial development, give a description of the processes to be carried on and of the end products, and the type of plant or machinery to be installed. Please relate your answer to the 'Floor Areas & Uses' section.

Confidential storage of vehicles as part of our Engineering Consultancy .

Details of Proposal

Is the proposal related to an existing use on or near the site? Yes

If 'Yes', please explain the relationship: additional garage space

Is this a proposal to replace existing premises in this area or elsewhere which have become obsolete, inadequate or otherwise unsatisfactory? Yes

If 'Yes', please give details including gross floor area of such premises and state your intentions in respect of those premises.

will require the removal of a portakabin building & up to five off shipping containers .

Details of Floor Areas and Uses - please specify in square metres

	Existing Floor Space or use (if any)	**Proposed New Floor Space or use**	**Total Floor Space** (Allow for any space lost)
What is the amount of industrial floor space?	60	184	244
What is the amount of office floor space?			
What is the amount of retail floor space?			
What is the amount of storage or warehousing floor space?			
Other Use 1 (please specify)			
Other Use 2 (please specify)			
TOTALS	60	184	244

Other Uses 1 or Comments/Information

Portakabin our building number 51a to be removed

Details of Staff	**Office**		**Industrial**		**Other**	
	Male	Female	Male	Female	Male	Female
(i) **Number of staff in existing premises on the site**	471	43				
(ii) **How many new staff will be employed on the site as a result of the development?**						
(iii) **If you propose to transfer staff from other premises, please give details of the numbers involved***						

*and details of the premises affected. figures are for the total site

Premises Details

In the case of restaurants, hotels, public houses, theatres, cinemas, meeting halls, Rest and Nursing homes, etc., please specify:

Type of Business: na

Public floor space (Total):

Seating capacity:

Bar floor area (sq.m):

Single bedrooms:

Double bedrooms:

Parking & Traffic

What provisions have been made for parking, loading and unloading of vehicles within the curtilage on the site?

na - as before existing parking , loading & unloading .

State number of car spaces:

and Lorry spaces:

What is the estimated vehicular traffic flow to the site during a normal working day?
Please include all vehicles:

Separately specify those used by employees driving to work:

Waste

What is the nature of disposal of any trade effluents or trade refuse?

na

What is the volume of any trade effluents or trade refuse?

and the proposed means of disposal of any trade effluents or trade refuse?

Will the proposed use involve the use or storage of any hazardous substances?

If 'Yes', please indicate

Plans

List of drawings and plans submitted as part of the application - indicate drawing numbers and scales.
4 sets of all drawings are required.
Additional copies in respect of major applications will assist in determination of such applications.
All measurements are to be given in metric (89/617 EEC Directive).

Plan / Drawing	Number	Scale
Building survey - proposed location indicated in blue	7883	1:250
Exterior Elevations 12 x 12 /001	1/7	1:200
Plan Elevation 12x12 /001	2/7	1:100
Exterior Elevations 10 x 10 /001	3/7	1:200
Plan Elevation 10 x 10 /001	4/7	1:100
End Elevation / 001	5/7	na
Expoded Views / 001	6/7	na

Fees

If a fee is submitted, please give the amount £795.00 Calculated Fee £795.00

I/WE APPLY FOR PLANNING PERMISSION AS DETAILED ABOVE ☑ Tick to agree to this statement.

Signed: [redacted] G.R. RONLEY RICARDO UK LTD

On behalf of: (Insert applicant's name if signed by agent)

Certificate

Certificate under Section 65 of the Town and Country Planning Act 1990 (Article 7 of the T & CP (General Development Procedure) Order 1995. **N.B.** A signed certificate MUST accompany this application. If the applicant is the sole owner (a) the following certificate should be completed and signed.
'Owner' means a person having a freehold interest or tenancy the unexpired term of which was not less than 7 years

Certificate A

I certify that:
on the day 21 days before the date of the accompanying application nobody, except the applicant, was the owner of any part of the land to which the application relates.
None of the land to which the application relates is or is part of an agricultural holding.

Do you agree to these statements? Yes

OR

[ ] given requisite notice to every person other than [ ] who, on the day 21 days before the date of the application was a tenant of an agricultural holding on all or part of the land to which the application relates, as follows

Name of Tenant	Address at which Notice was served	Date on which Notice was served

Do you agree to these statements?

Signed: [redacted] Date: 3/5/07

On behalf of: RICARDO UK LTD

Additional sheets

Site plan
Dwg No. TFL8006-001 Not to scale

Key Plan (Planned location in red)
Dwg No. 1019/4 Not to scale

Design & Access statement .

On behalf of Ricardo UK Ltd :- Design & Access Statement 1/5/07

ADUR DISTRICT COUNCIL
PLANNING DIVISION

PLAN No.	AD/0272/07
DATE RECEIVED	04 MAY 2007

Erection of two off steel garage buildings.

Application for Planning Permission
Form ref 331846

The Design Process – A requirement for confidential covered vehicle storage combined with improvement to site appearance led the proposal - to install two off pre fabricated steel buildings.The location of these allows the removal of a portakabin in a poor state of repair and several shipping / storage containers also of poor appearance .

The style of the garage(s) is from a standard range of prefabricated steel buildings manufactured by Steeltek Systems Ltd of Alresford ,Hampshire . To compliment existing buildings on the site .

Use - Confidential covered storage of vehicles (garage) as part of automotive design activities as an engineering consultancy.

Layout – two separate garages located in the north west corner of the site adjacent to larger test shop buildings .

Scale - The dimensions of the new buildings are

- 10m x 10 m (building 1)
- 12 x 12 m (building 2).
- 3.5 m high

Appearance – Fully clad in composite panels in grey (Goose wing grey or similar) . Roller shutter door fitted centrally to front in RAL 5010 blue with personal door to the right .

Landscaping – to be located on an existing area of concrete hard standing with some renewed surface to the same standard and consistent with this part of the site . Replacing buildings of poor repair and several shipping containers (4 off) .

Access – within the complex of existing buildings .Clear and identified vehicular / pedestrian access to and from the building (including good access for emergency vehicles).

Graham Rowley B.Sc (Hons)
Manager Maintenance & Site Services
Ricardo UK Ltd

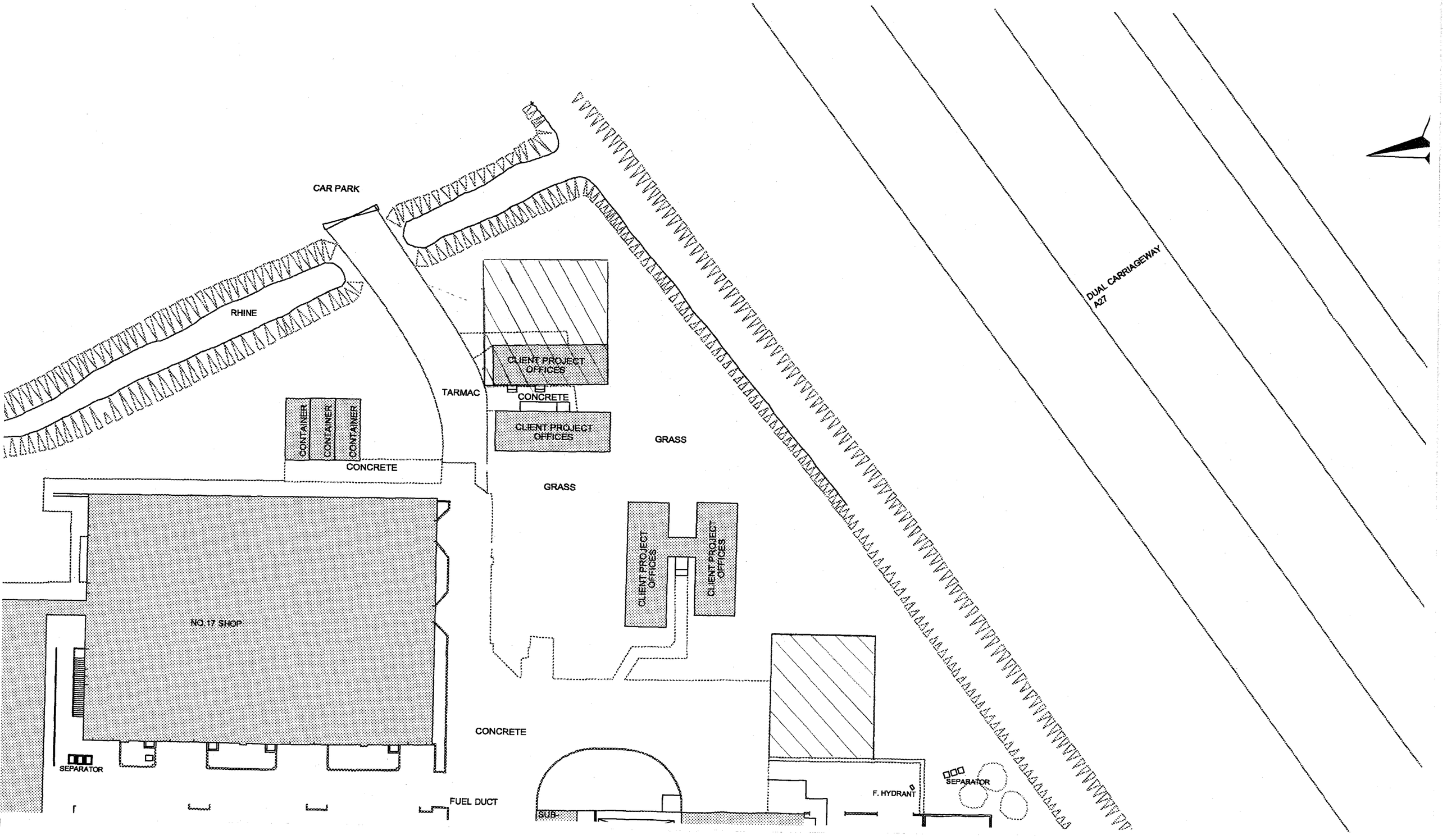
CAR PARK
RHINE
CLIENT PROJECT OFFICES
TARMAC
CONCRETE
CLIENT PROJECT OFFICES
CONTAINER
CONTAINER
CONTAINER
CONCRETE
GRASS
GRASS
CLIENT PROJECT OFFICES
CLIENT PROJECT OFFICES
NO.17 SHOP
CONCRETE
SEPARATOR
FUEL DUCT
SUB
F. HYDRANT
SEPARATOR
DUAL CARRIAGEWAY
A27

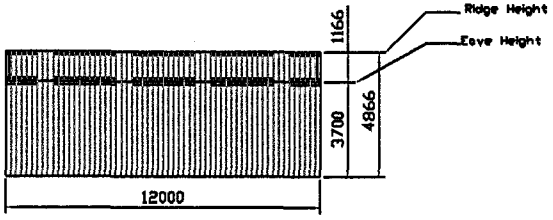

ELEVATION 1 - SIDEWALL
Scale 1 : 200



ELEVATION 2 - SIDEWALL
Scale 1 : 200

ADUR DISTRICT COUNCIL
PLANNING DIVISION
PLAN No. AD/0272/07
DATE RECEIVED 04 MAY 2007



ELEVATION 3 - GABLE END
Scale 1 : 200

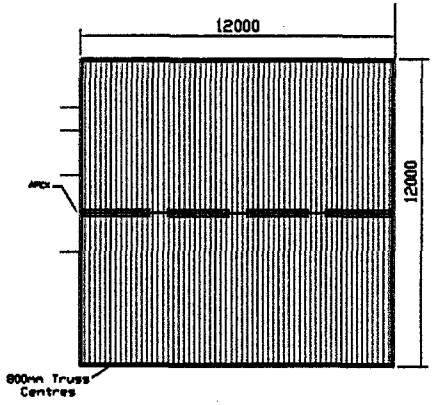

ROOF PLAN VIEW
Scale 1 : 200

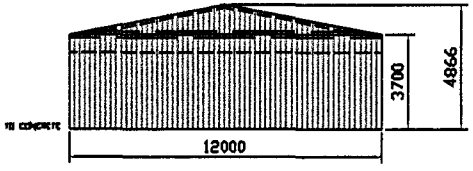

ELEVATION 4 - GABLE END
Scale 1 : 200

Notes:

See Sheet #5 for Cladding and Flashing detail

Client: Ricardo Consulting	Drawing No: Exterior Elevations 12 x 12 / 001	Date: 02/05/2007	SteelTek Systems The Barn Sutton Wood Farm Bighton Hampshire SO24 9SG
Scale: 1 : 200	Sheet No: 1 / 7	Drawn By: Matt Johnston	steelTek systems Ltd TEL: 01962 773338 FAX: 01962 773746 www.steelteksystems.co.uk

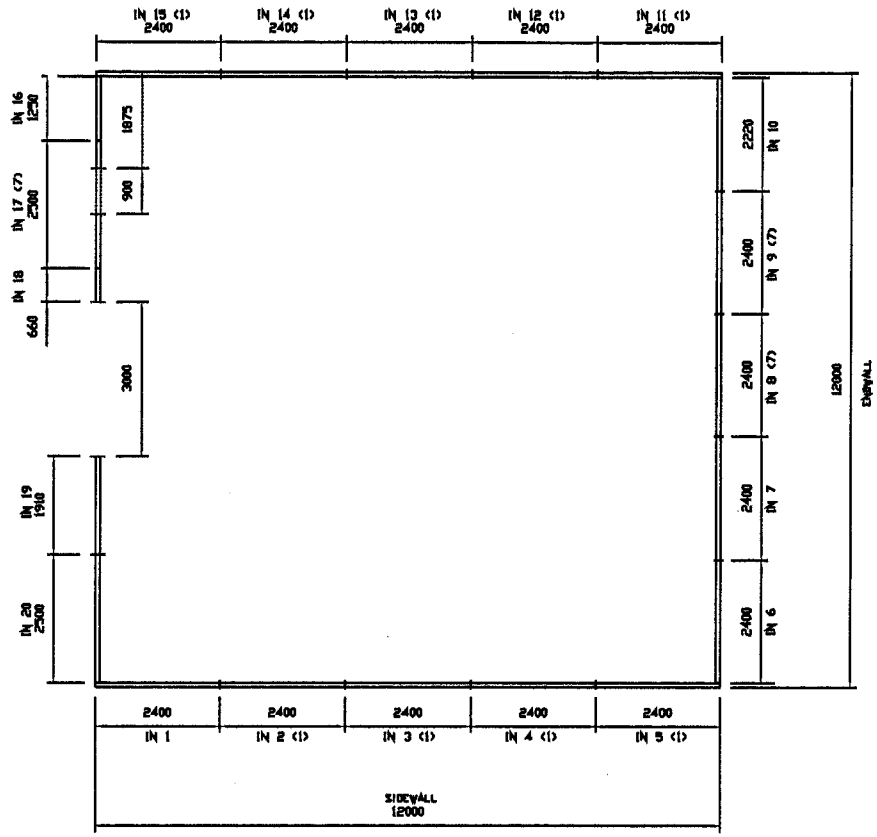

ADUR DISTRICT COUNCIL
PLANNING DIVISION
PLAN No. ADC/0272/07
DATE RECEIVED 04 MAY 2007

Notes:

Plan Elevation showing wall panel layout

"IN" numbers for SteelTek wall reference

Client: Ricardo Consulting	Drawing No: Plan Elevation 12 x 12 / 001	Date: 02/05/2007	
Scale: 1 : 100	Sheet No: 2 / 7	Drawn By: Matt Johnston	

SteelTek Systems
The Barn
Sutton Wood Farm
Bighton
Hampshire
SO24 9SG

steelTek systems Ltd
TEL: 01962 773338
FAX: 01962 773746
www.steelteksystems.co.uk

ADUR DISTRICT COUNCIL
PLANNING DIVISION
PLAN No. AB/1027/07
DATE RECEIVED 04 MAY 2007



ELEVATION 1 - SIDEWALL
Scale 1 : 200

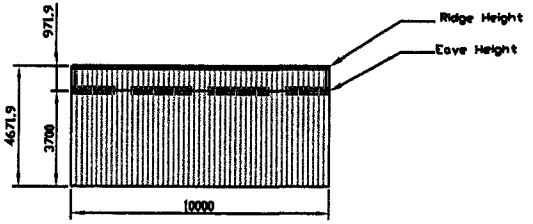

ELEVATION 2 - SIDEWALL
Scale 1 : 200

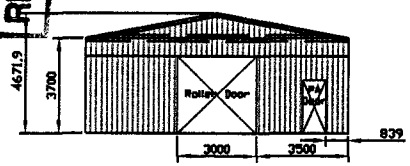

ELEVATION 3 - GABLE END
Scale 1 : 200

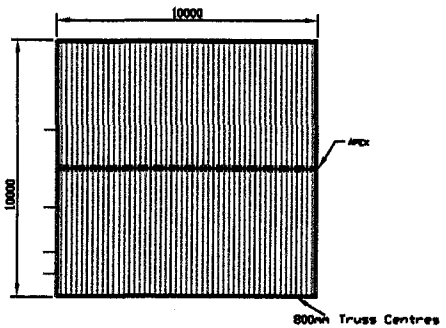

ROOF PLAN VIEW
Scale 1 : 200

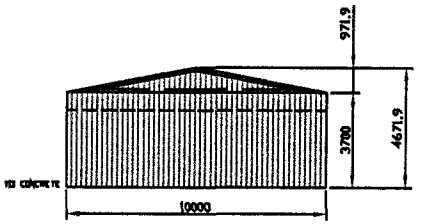

ELEVATION 4 - GABLE END
Scale 1 : 200

Notes:

See Sheet #5 for Cladding and Flashing detail

Client: Ricardo Consulting	Drawing No: Exterior Elevations 10 x 10 / 001	Date: 02/05/2007	SteelTek Systems The Barn Sutton Wood Farm Bighton Hampshire SO24 9SG
Scale: 1 : 200	Sheet No: 3 / 7	Drawn By: Matt Johnston	steelTek systems Ltd TEL: 01962 773338 FAX: 01962 773746 www.steelteksystems.co.uk

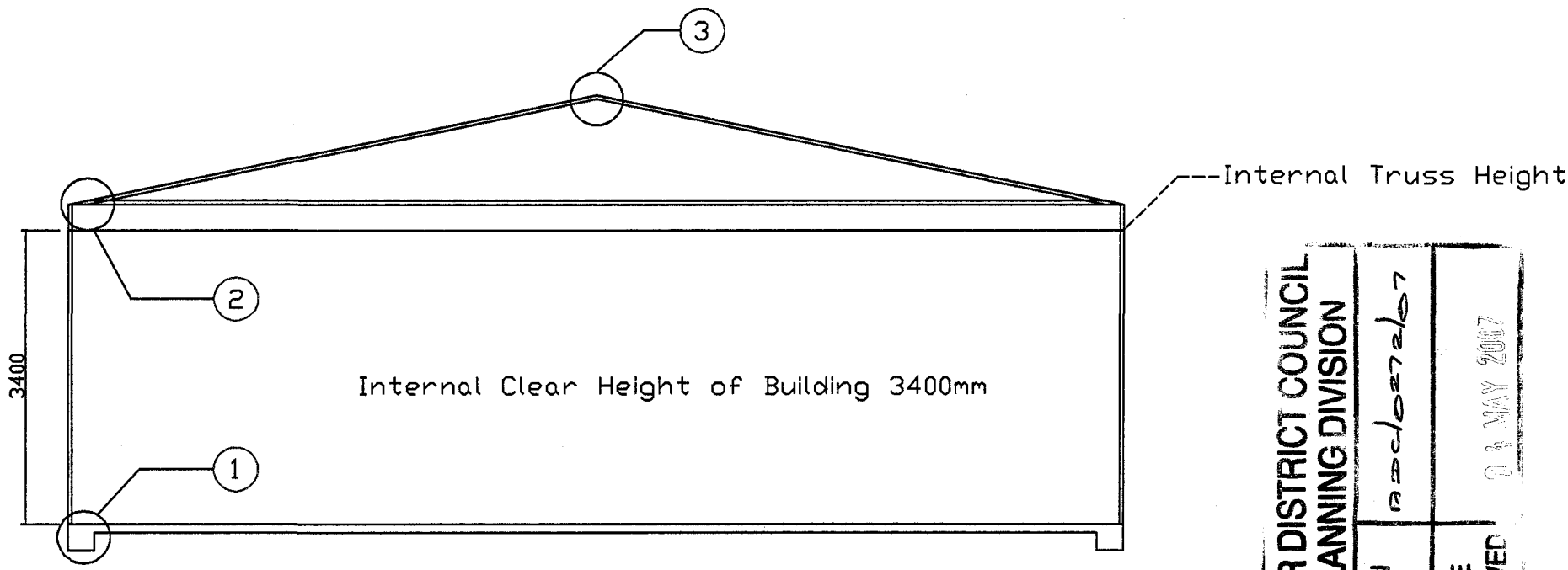

ADUR DISTRICT COUNCIL
PLANNING DIVISION
PLAN No. AD/0272/07
DATE RECEIVED 01 MAY 2007

Notes:

Do not scale off these drawings

Client: Ricardo Consulting	Drawing No: End Elevation / 001	Date: 02/05/2007	SteelTek Systems The Barn Sutton Wood Farm Bighton Hampshire SO24 9SG
Scale: N/A	Sheet No: 5 / 7	Drawn By: Matt Johnston	steelTek systems Ltd TEL: 01962 773338 FAX: 01962 773746 www.steelteksystems.co.uk

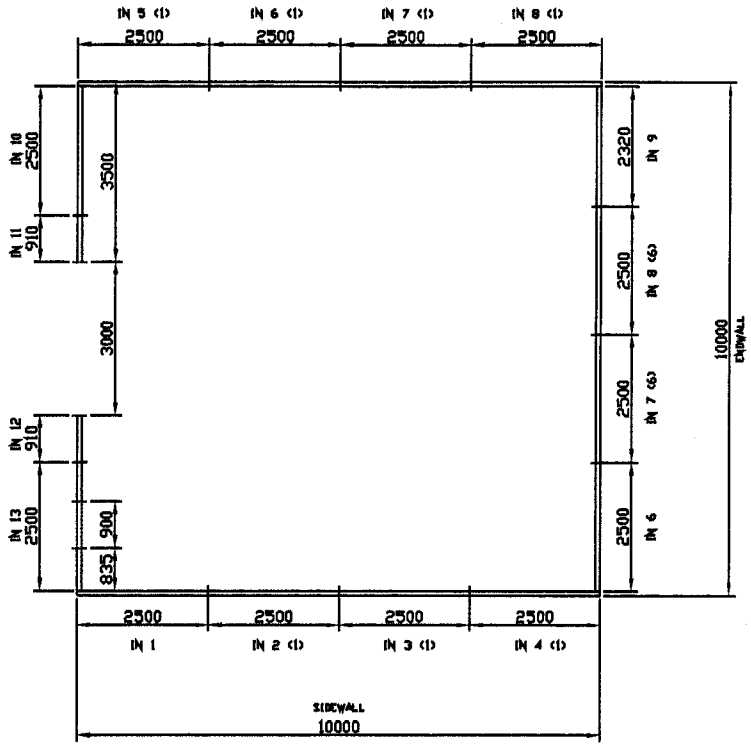

ADUR DISTRICT COUNCIL
PLANNING DIVISION
PLAN No. ad/0272/07
DATE RECEIVED 24 MAY 2007

Notes:

Plan Elevation showing wall panel layout

"IN" numbers for SteelTek wall reference

Client: Ricardo Consulting	Drawing No: Plan Elevation 10 x 10 / 001	Date: 02/05/2007	
Scale: 1 : 100	Sheet No: 4 / 7	Drawn By: Matt Johnston	

SteelTek Systems
The Barn
Sutton Wood Farm
Bighton
Hampshire
SO24 9SG

steelTek systems Ltd
TEL: 01962 773338
FAX: 01962 773746
www.steelteksystems.co.uk

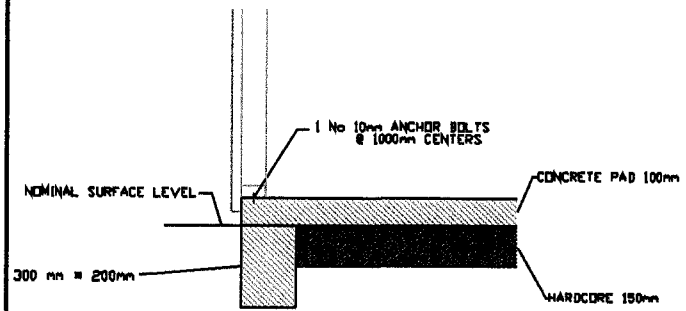

1

Pad Detail

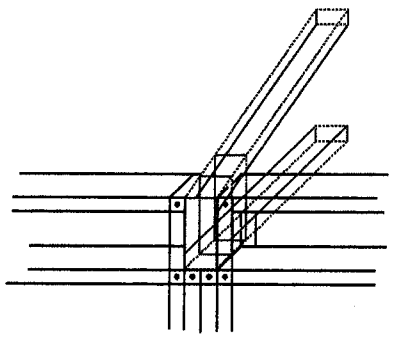

2A

Main Truss Attachment

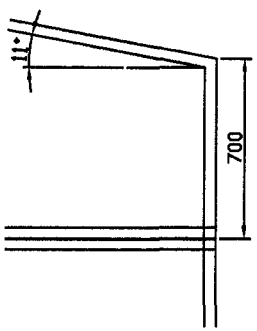

2B

End Truss Attachment

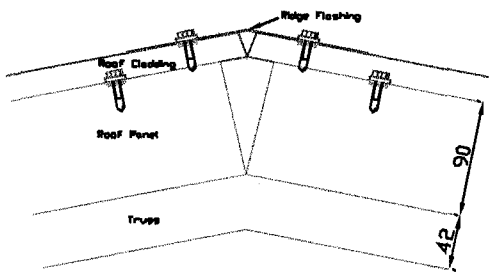

3

Ridge Detail

ADUR DISTRICT COUNCIL
PLANNING DIVISION
PLAN No. ADC/0272/07
DATE RECEIVED 04 MAY 2007

Notes:

Do not scale off these drawings

Client: Ricardo Consulting	Drawing No: Exploded Views / 001	Date: 02/05/2007
Scale: N/A	Sheet No: 6 / 7	Drawn By: Matt Johnston

SteelTek Systems
The Barn
Sutton Wood Farm
Bighton
Hampshire
SO24 9SG

steelTek systems Ltd
TEL: 01962 773338
FAX: 01962 773746
www.steelteksystems.co.uk

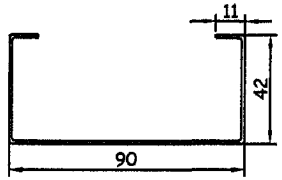

Steel Tek 1.2mm Steel Section

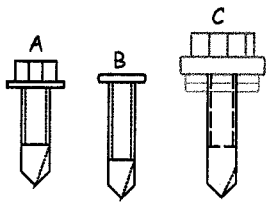

Cladding and Framing Screws



Wall Cladding



Roof Cladding

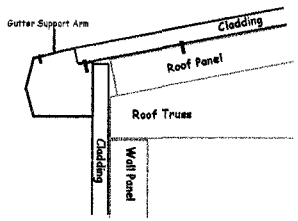

Guttering Detail

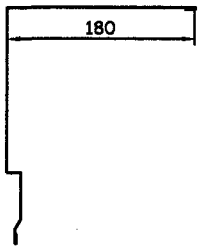

Barge Flashing 0.7mm

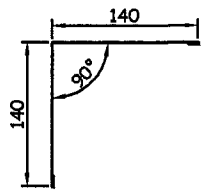

Corner Flashing 0.7mm(Safety Edges)

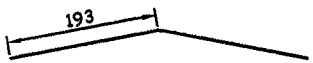

Ridge Flashing 0.7mm (3)

Member & Material List

No.	Name	Details
1	SteelTek Frame Stud	C 90mm x 41mm x 1.2mm
2	Anchor Bolts	100mm @ 1000mm Centers
3	Stud Spacing	400 mm Centers
4	Nog Heights	1000mm & 2000mm & 3000mm
5	Roof Truss Centers	800mm (Max.)
6	Framing Screw A	8mm Hex Head 19mm x 4.8mm
7	Framing Screws B	PH2 19mm x 4.8mm
8	Cladding Screw C	Ejot 10mm x 25mm x 5.2mm
9	Wall Cladding	AS30/1000 0.7mm Plastisol Forward Profile
10	Wall Cladding Colour	Goosewing Grey
11	Roof Cladding	AS30/1000 0.7mm Plastisol Reverse Profile
12	Roof Cladding Colour	Goosewing Grey
13	Roller Door Size	3000mm x 3000mm x 2
14	Roller Door Colour	Royal Blue
15	PA Door Size	2100mm x 900mm x 2
16	PA Door Colour	Royal Blue
17	Guttering Colour	Goosewing Grey
18	Flashing	0.7mm Plastisol
19	Flashing Colour	Goosewing Grey

ADUR DISTRICT COUNCIL
PLANNING DIVISION
PLAN NO ADC/0272/07
DATE RECEIVED 04 MAY 2007

Notes:

Do not scale off these drawings

Client: Ricardo Consulting	Drawing No: Exploded Views / 002	Date: 02/05/2007
Scale: N/A	Sheet No: 7 / 7	Drawn By: Matt Johnston

SteelTek Systems
The Barn
Sutton Wood Farm
Bighton
Hampshire
SO24 9SG

steelTek systems Ltd
TEL: 01962 773338
FAX: 01962 773746
www.steelteksystems.co.uk

DO NOT SCALE

THIS DRAWING WILL BE MICROFILMED APPLY APPROPRIATE DRAUGHTING TECHNIQUE

1 No. 1 Test Shop
3 Parts Store
4 Storage Area/Test Cell
5 No. 5 Shop & Store
6 PM&A Workshop
7 No. 7 Shop
8 Training Room/Store
9 Facilities
10 No. 10 Shop
11 Main Stores
12 No. 12 Test Shop
13 No. 13 Test Shop
14 No. 14 Test Shop
15 No. 15 Test Shop
16 C & E Offices & Vehicle Calibration
17 No. 17 Test Shop/Offices
18 Steel Store
19 Library
20 Mechatronics Workshop
21 Publications
22 P.M&A Dept. (M/C)
23 Emission Lab. Offices
24 P.M&A Dept. (ASSY)
25 Chemistry & Offices
26 Build Area
27 VETF (Emissions Lab).
29 Human Resources & Bus. Dev (upper)
30 Inspection
31 Engine and Plant Store
32 Gym / 32 Test Shop
33 Garage & No 33 Test Shop
34 Maint. Workshop/ Carpentry Shop
35 Staff Restaurant & Kitchen
36 Board Room And Admin. Offices
38 Admin Office
39 Fuel Store
40 Cold Test Facility
41 Fire Fighting Equipment
42 Health & Safety, Enviroment, Quality Office
44 Electricians Work shop / Stores
48 Security Fence
49 Chemistry Lab Stores (Grd Floor)
49 Chemistry Lab (1st floor)
50 Office (Gd floor). Finance (1st Floor)
51a Client Project Offices
51b Client Project Offices
52 Oil Separator
55 Social Club and Car Park Security
56 First Aid & Site Service's Office
57 M/C Emissions Lab & Test DPS Training Facility
59 Print room and Archives
60 Site Security Hut
62 Reception
63 V.A.T.F.
65 Container x 3
66 Design and Computing Centre
67 Boat Club
68 Project Vehicle Compound / Scop Metal Skip
69 Purchasing Office
70 Test Shop Offices
71 Test Shop Offices
72 Test Shop Offices
73 Fuel Store
74 Bungalow Offices
75 Boiler House
76 Sewage Treatment Plant
78 Maintenance
80 Client Project Offices
82 Client Project Offices
85 Sewage Pumping Station
87 Motorcycle Sheds
88 Technical Support Services / Site Services
92 Cycle compound
93 Gas cylinder store
94 Battery Charging Room
95 P.A.T.F 1,2 & 3
96 M/C Test Facility & Metal Storage
98 Library Stores & Archive

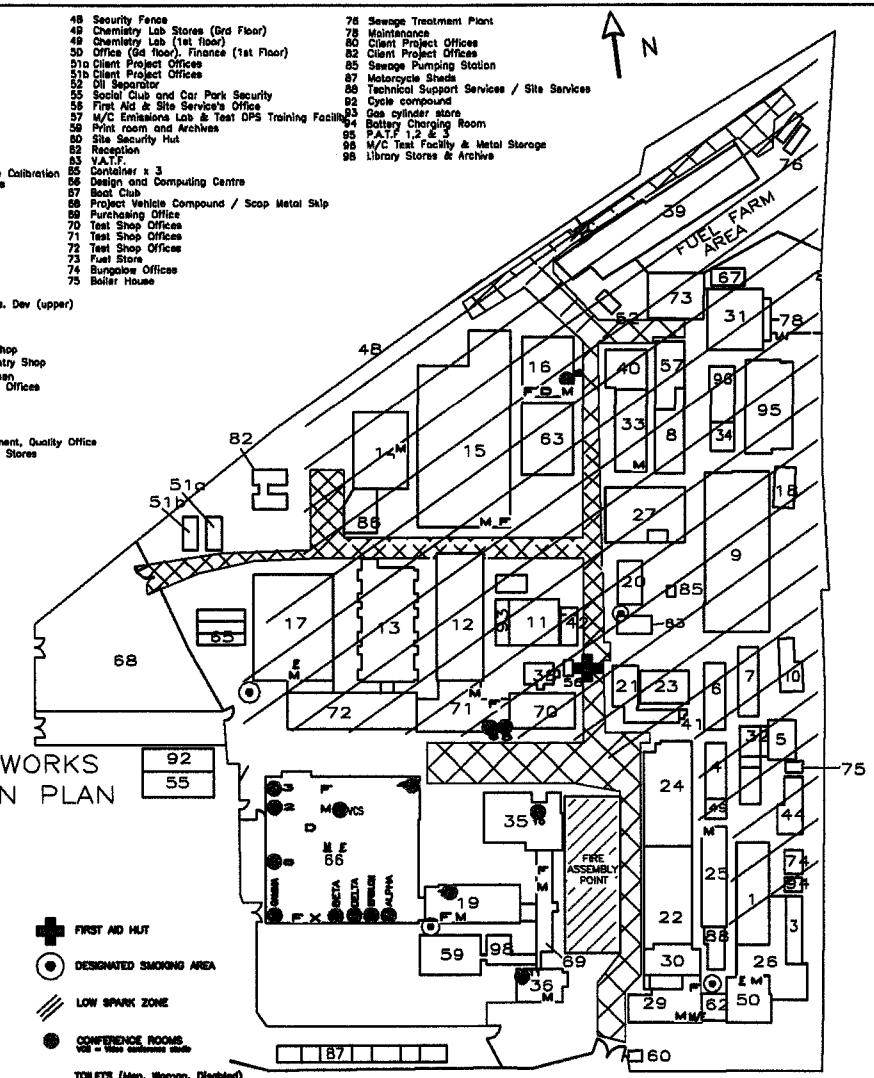

ADUR DISTRICT COUNCIL
PLANNING DIVISION

PLAN No. ADC/0272/07

DATE RECEIVED 04 MAY 2007

Material

UNLESS OTHERWISE STATED MACHINED DIMENSIONS TO BE WITHIN ± 0.25mm

REMOVE ALL BURRS AND SHARP CORNERS

SURFACE ROUGHNESS VALUE Rsp m | MANUFACTURING CODE & PART No.TO BE PUT SURFACES SHOWN | UNLESS OTHERWISE STATED DIMENSIONS IN MILLIMETRES GEOMETRIC TOLERANCES TO BS 308

Title SITE PLAN RICARDO CONSULTING ENGINEERS
CONFERENCE ROOMS, TOILETS, FIRST AID, EMERGENCY AREA & SMOKING

REFERENCE LAYOUT DRAWING No.

Scale NTS | Projection

Drawn AWP | Date 10/1/2005

Ricardo Consulting Engineers Ltd

Checked | Date

Approved | Date

DRAWING No. TFL8006-0001

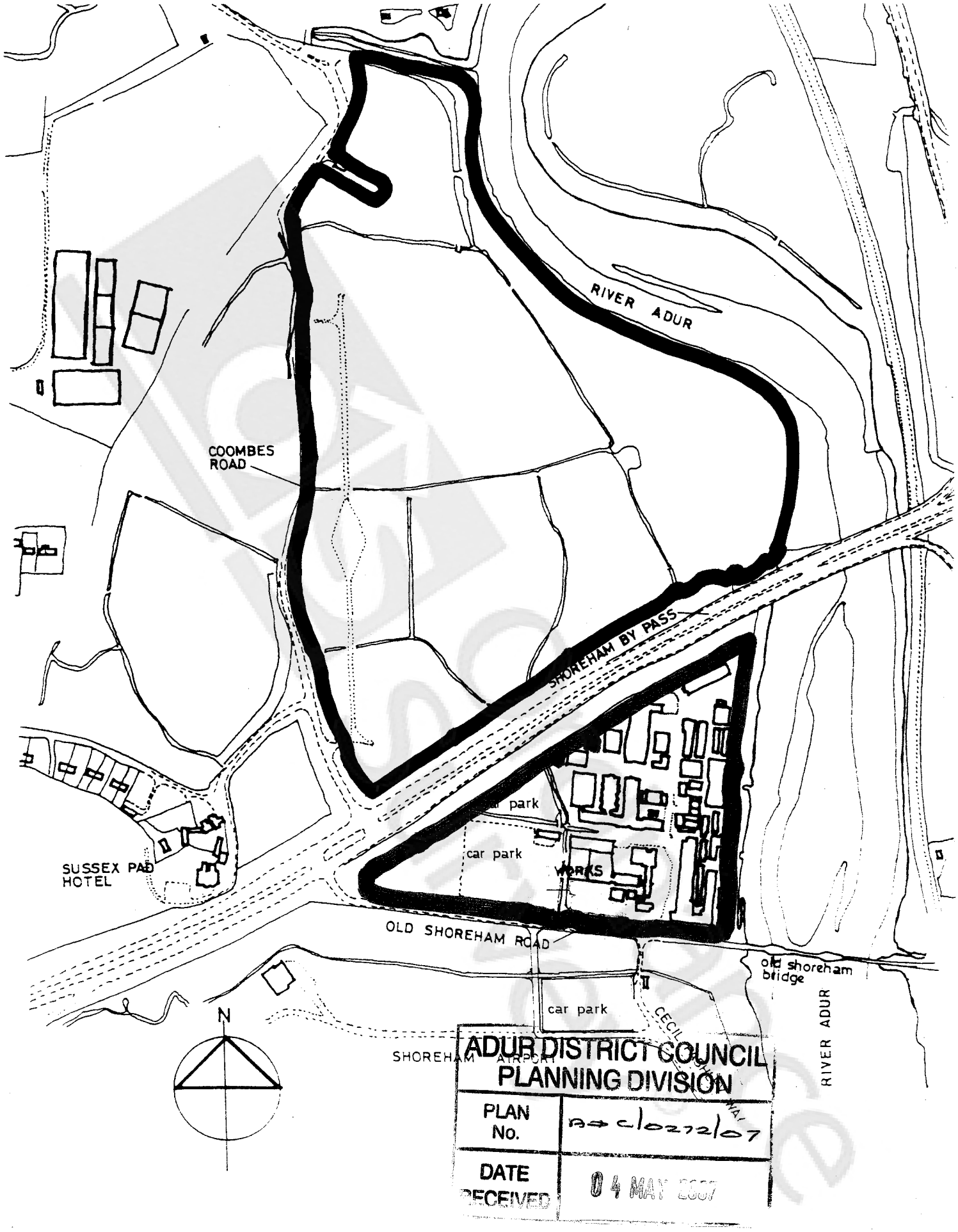

ADUR DISTRICT COUNCIL
PLANNING DIVISION

PLAN No.	AD 0127/07
DATE RECEIVED	04 MAY 2007

Ricardo UK Ltd , Shoreham Technical Centre Shoreham By Sea ,BN43 5FG	DATE	SCALE
PROJECT Proposed Planning application	May '07	1:5000
DRAWING Key Plan	DRAWING NUMBER 1019/4	

NOTES

DENOTES SURFACE WATER & WASTE WATER OTHER THAN FOUL

DENOTES FOUL WATER DRAINAGE

N

CAR PARK

SOCIAL CLUB

CLF BWF 2.20

CYCLE COMPOUND

CAR PARK SECURITY

SUB STATION

MPF 1.80

CULVERT

RHINE

RHINE

CAR PARK

TARMAC

CONCRETE

CLIENT PROJECT OFFICES

GRASS

CONCRETE

GRASS

Proposed garage location

Proposed garage location

DUAL CARRIAGEWAY A27

ROAD RUN

ROAD RUN

DUAL CARRIAGEWAY A27

ACCESS ROAD TO AIRPORT

WATER METERS

TARMAC

PAVING

PAVING

PAVING

BICYCLE SHED

BICYCLE SHED

BICYCLE SHED

BICYCLE SHED

DESIGN AND COMPUTING CENTRE

TARMAC

PAVING

FLOWER BED

PRINT ROOM AND ARCHIVES

LIBRARY

LIBRARY STORES AND ARCHIVE

PATIO

LAWN

CYPRESS TREE

ADMINISTRATION OFFICES (MEDELIN)

PAVING

WATER FOUNTAIN FISH POND

LAWN

PLANT BOXES

CANTEEN

GRAVEL

CANTEEN

SERVICE PUMP

PURCHASING

TOILETS

FLOWER

FLOWER BED

PAVING

GRAVEL

GAS METER UNDER

LAWN & FLOWER BEDS

LAWN & FLOWER BEDS

MAIN ENTRANCE

SECURITY OFFICE

VISITORS CAR PARK

RECEPTION

WATER METERS HYDRANT

VISITORS CAR PARK

MAIN OFFICE BLOCK

PROTOTYPE MANUFACTURE AND ASSEMBLY

INSTRUMENTATION AND CONTROL OFFICES

TOILETS

TEST SERVICES

NO.1 TEST SHOP

NO.2 TEST SHOP

STORE

TEST SERVICES FITTING SHOP

NO.3 TEST SHOP

NO.3 ANNEXE

TEST SHOP

STORE

OFFICES

BICYCLE SHED

CHEMISTRY LAB OFFICES

BOILER

NO.4 TEST SHOP

CHEMISTRY LAB

NO.4 ANNEXE

NO.5 TEST SHOP

PURCHASING OFFICE

PUBLICATIONS

TEST FACILITIES OFFICES

RE-LOCATED

NO.17 SHOP

SEPARATOR

NO.13 TEST SHOP

FUEL DUCT

NO.12 TEST SHOP

NO.12 SHOP OFFICES

PLANTING BOXES

PAVING

SEPARATOR

GRAVEL SURFACE

BICYCLE SHED

PLANT EXPERIMENTAL OFFICES

NO.11 SHOP

CANOPY

FUEL DUCT

CONCRETE

SUB STATION ROOF

NO.14 TEST SHOP

COOLING PLANT

F. HYDRANT

SEPARATOR

CONCRETE

FUEL DUCT

NO.16 TEST SHOP

FUEL DUCT

PLANT

CONCRETE

CONCRETE

CONCRETE

W.A.T.F.

C.& E OFFICES & VIBRATOR CALIBRATION

CONCRETE

FUEL DUCT

CONCRETE

CONCRETE

GRAVEL

GRAVEL

GRAVEL

PLANTING BOXES

GRAVEL

SUB-STATION NO.2

TRANS-FORMERS

CONTAINER

GAS CALIBRATION LABORATORY

EMISSIONS LABORATORY

SURFACES

TOILETS

OCED TEST CHAMBER

NO.9 TEST SHOP

ANECHOIC

RETAINING PLANT & SUMP 1

FUEL PUMP

CONCRETE

GRAVEL

INSTALLATION

STORES

INSTRUMENTATION

LIGHT FABRICATION

NO.7 SHOP WELDING

CARPENTERS

ANECHOIC

ANECHOIC

ANECHOIC

ANECHOIC

ANECHOIC

NO.7 SHOP COMPRESSORS

TEST SHOP NO.10

POWER HOUSE

STORE

NO.8 TEST SHOP

NO.10 TEST SHOP

NO.15 TEST SHOP

ENGINE & PLANT STORE

BOAT CLUB

SAILING CLUB LOOKOUT

CONTROL OFFICE

STORE

PUMPS

BARREL STORE

DISPENSE PUMPS

OIL SEPARATOR

PETROL SEPARATOR

FUEL FARM

FUEL STORAGE TANKS

SECURITY FENCE

SLIPWAY

GRASS EMBANKMENT TO RIVER

CONCRETE RAMP

H.W.M.O.T.

H.W.M.O.T.

BUILDINGS SURVEY

BRIDGE WORKS

SHOREHAM-BY-SEA

SCALE 1:250

NO 7883

ADUR DISTRICT COUNCIL
PLANNING DIVISION
PLAN NO.
DATE
0 4 MAY 2006