THE BOAT HOUSE
Upper Floor Terrace 5.5m AOD
Ridge Ht 11.35
Eave 7.98
Eaves 7.8m
Ridge Ht 11.34
Eave Ht 7.78m
THE OLD LIFEBOAT HOUSE
Upper Floor Terrace 5.5m AOD
Ridge Ht 11.34
Eaves 7.82m
Eave Ht 7.78m
Conc and conc Block RW 1.2m
Gravel
Conc Wall
Conc Wall 1.1mh (on .18mh plinth)
TP
IC
Retaining Wall
Hedge 2.5mh
Conc Wall 1.4mh
EXISTING GARAGE
SHOPSDAM ROAD
CARAVAN PARK
DINGHY PARK
Eave Ht 11.6m
Upper Ridge 13.99m
Lower Ridge 12.36m
SAILING CLUB
Deck Level 6.20
Decking
Public Toilets
Flat Roof 7.95m
Lawn
Deck Level
HOUSE No.1
HOUSE No.2
HOUSE No.3
HOUSE No.4
TERRACE
BALCONY
OPEN AIR STORE
SKYLIGHT
3 No. SOLAR PV PANEL FRAMES
HATCH
PITCHED ROOF FALL
NEW TREE
NEW TREES AND PLANTING SHOWN THUS
EXISTING SPECIMEN TREE RETAINED
CLOSE-BOARDED FENCE, 1.8m HIGH
NEW TREES
NEW CAR ACCESS
OFF-WHITE-RENDER FINISHED WALL. 2.1m HIGH
BRICK WALL 0.9m HIGH
Flat Roof 7.35m
Boat Park
Beach Huts
Ridge 8.41 Eave 7.82
Ridge 8.30 Eave 7.63
Ridge 8.30 Eave 8.00
Ridge 8.54 Eave 8.00
Ridge 8.65 Eave 8.00
Ridge 8.42 Eave 8.06
Ridge 8.2 Eaves 7.69
Ridge 8.2 Eaves 7.79
Ridge 8.21 Eaves 7.79
Ridge 8.31 Eaves 7.63
Ridge 8.48 Eaves 7.85
Ridge 8.29 Eaves 7.65
Clk 1.7mh
Wood shuttering 0.3mh
Shingle
Conc Path
Conc
Mkr
Winch
STN
NORTH
0 5m 10m 25m

PLAN, 1:125 @ A1, 1:250 @ A3 (CHECK SCALE BAR)

IMPORTANT

Do not work from reduced scale drawings. Please refer to scale and sheet size as indicated.

Dimensions are not to be scaled from this drawing. Use only written dimensions. Consultants and Contractors must verify all dimensions before starting work and any discrepancies are to be reported to Urban View.

This drawing is the property of Urban View and Copyright is reserved by them. This drawing is issued on condition that it is not copied or disclosed by or to any unauthorised persons without prior consent in writing of Urban View.

Revision. Date
- -
- -

URBAN VIEW
architecture
Studio 1, 48 Osmond Road,
Hove, Brighton, BN3 1TD.
telephone 01273 77 66 65
facsimile 01273 77 55 73
email mail@urbanview.co.uk

Project
OVERSTRAND, SHOPSDAM ROAD, LANCING.

Drawing Title
PLANNING: PROPOSED SITE PLAN

Scale: AS SHOWN
Drawn by: DB
Date: DEC 09
Checked by: HD
Drawing Number: 1117-P-202
Revision: -

FIRST FLOOR PLAN

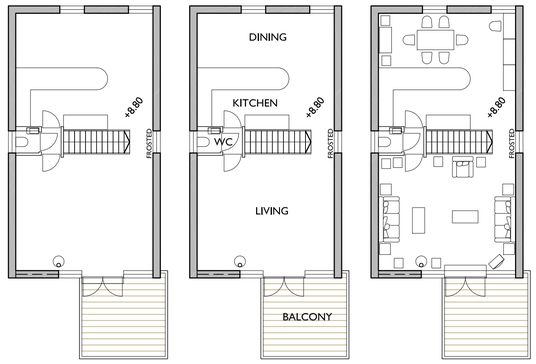

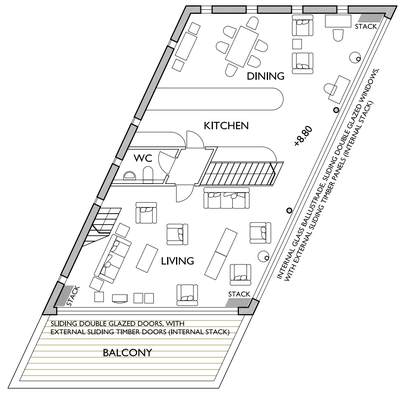





GROUND FLOOR PLAN

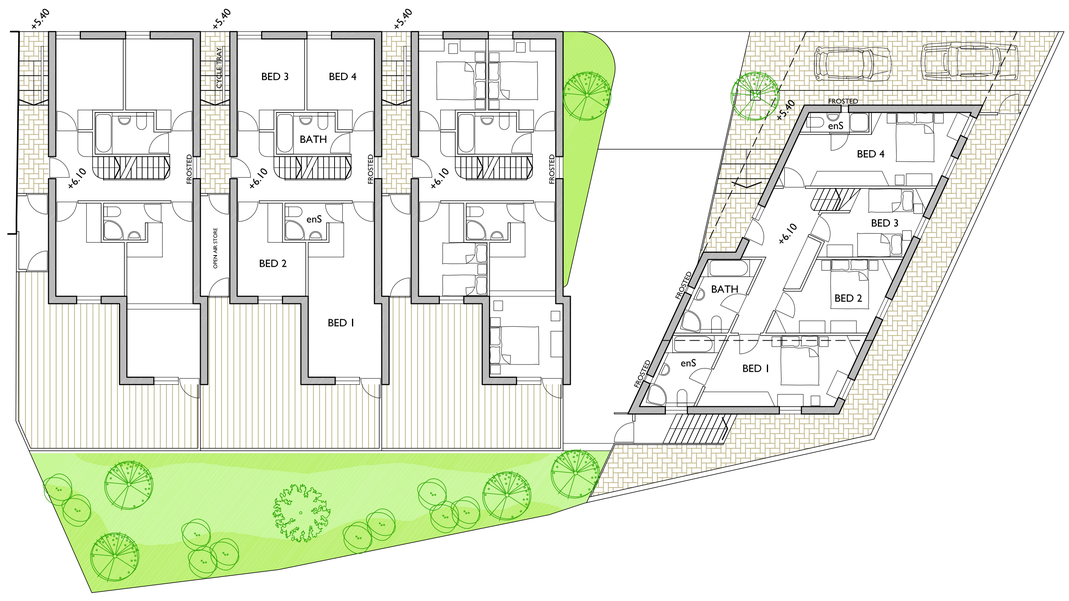

LOWER GROUND FLOOR PLAN

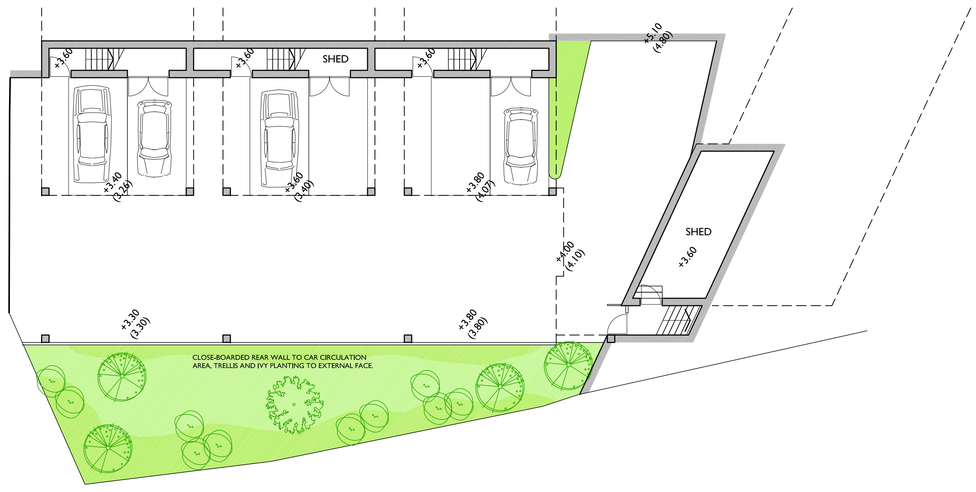

PLANS, 1:125 @ A1, 1:250 @ A3 (CHECK SCALE BAR)

IMPORTANT

Do not work from reduced scale drawings. Please refer to scale and sheet size as indicated.

Dimensions are not to be scaled from this drawing. Use only written dimensions. Consultants and Contractors must verify all dimensions before starting work and any discrepancies are to be reported to Urban View.

This drawing is the property of Urban View and Copyright is reserved by them. This drawing is issued on condition that it is not copied or disclosed by or to any unauthorised persons without prior consent in writing of Urban View.

Revision Date

- -
- -

URBAN VIEW
architecture

Studio 1, 48 Osmond Road,
Hove, Brighton, BN3 1TD.
telephone 01273 77 66 65
facsimile 01273 77 55 73
email mail@urbanview.co.uk

Project
OVERSTRAND, SHOPSDAM ROAD, LANCING.

Drawing Title
PLANNING: PROPOSED FLOOR PLANS

Scale	Drawn by
AS SHOWN	DB
Date	Checked by
DEC 09	HD
Drawing Number	Revision
1117-P-203	-

IMPORTANT

Do not work from reduced scale drawings. Please refer to scale and sheet size as indicated.

Dimensions are not to be scaled from this drawing. Use only written dimensions. Consultants and Contractors must verify all dimensions before starting work and any discrepancies are to be reported to Urban View.

This drawing is the property of Urban View and Copyright is reserved by them. This drawing is issued on condition that it is not copied or disclosed by or to any unauthorised persons without prior consent in writing of Urban View.

Revision. Date

-
-
-



LANCING SAILING CLUB PROFILE (DOTTED) HOUSE No.4 HOUSE No.3 HOUSE No.2 HOUSE No.1

HOUSE No.s 1-4 EAST ELEVATION

HOUSE No.s 1-3: OFF-WHITE RENDER GABLED FRAME, WHITE-PAINTED TIMBER PANELS, METAL FRAMED WINDOWS, NATURAL STAIN TIMBER DOORS, METAL RAINWATER GOODS, METAL FLUE WITH 30cm INTEGRATED "SECRET ENERGY TURBINE" (S.E.T.) COWL.
HOUSE No.4: OFF-WHITE RENDER WALLS, NATURAL STAIN TIMBER PANELS AND DOORS, METAL FRAMED WINDOWS, FRAMELESS GLASS BALUSTRADE, METAL RAILINGS BY ENTRANCE DOOR, BRICK PLINTH AND STEPS, METAL FEATURE SOLAR PANEL FRAMES.



HOUSE No. 4 SOUTH ELEVATION

HOUSE No.4: OFF-WHITE RENDER WALLS, NATURAL STAIN TIMBER PANELS AND DOORS, METAL FRAMED WINDOWS, FRAMELESS GLASS BALCONIES, BRICK PLINTH AND STEPS, METAL FEATURE SOLAR PANEL FRAMES.



HOUSE No. 4 NORTH ELEVATION

HOUSE No.4: OFF-WHITE RENDER WALLS, NATURAL STAIN TIMBER PANELS AND DOORS, METAL FRAMED WINDOWS, FRAMELESS GLASS BALUSTRADE, 1.5m HIGH FROSTED GLASS BALUSTRADE TO NORTH SIDE ONLY, BRICK PLINTH AND STEPS, METAL RAILINGS BY ENTRANCE DOOR,



HOUSE No.s 1-4 WEST ELEVATION

HOUSE No.s 1-3: OFF-WHITE RENDER GABLED FRAME, NATURAL / GREEN / BLUE STAINED TIMBER PANELS, METAL FRAMED WINDOWS, NATURAL STAIN TIMBER DOORS, METAL RAINWATER GOODS, METAL FLUE WITH 30cm INTEGRATED "S.E.T." COWL, CLOSE-BOARDING TO CAR CIRCULATION AREA WITH TIMBER TRELLIS TO EXTERNAL FACE, PLANTED WITH IVY.
HOUSE No.4: OFF-WHITE RENDER WALLS, NATURAL STAIN TIMBER PANELS AND DOORS, METAL FRAMED WINDOWS, FRAMELESS GLASS BALCONY, BRICK PLINTH AND STEPS, METAL FEATURE SOLAR PANEL FRAMES.

0 5m 10m 25m

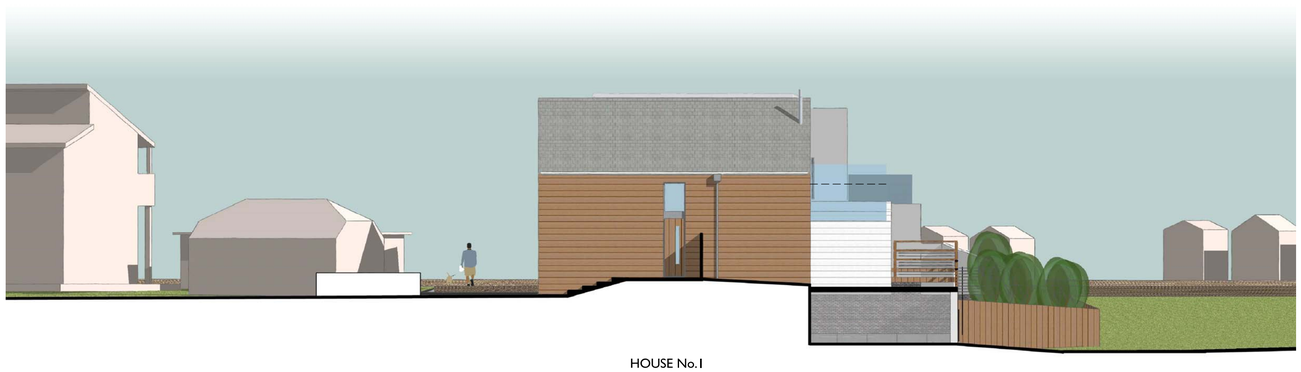

HOUSE No.1

HOUSE No.s 1-3 NORTH ELEV.

HOUSE No.s 1-3: NATURAL STAINED TIMBER PANELS (HOUSE No.1), GREEN STAINED TIMBER PANELS (HOUSE No.2), BLUE STAINED TIMBER PANELS (HOUSE No.3), METAL FRAMED WINDOWS, NATURAL STAIN TIMBER DOORS, METAL RAINWATER GOODS, METAL FLUE WITH 30cm INTEGRATED "SECRET ENERGY TURBINE" COWL, WHITE PAINTED TIMBER PANELS TO REAR GROUND FLOOR ANNEX, FRAMELESS GLASS BALUSTRADE ABOVE ANNEX, 1.5m HIGH FROSTED GLASS BALUSTRADE TO NORTH SIDE ONLY.



HOUSE No.3

HOUSE No.s 1-3 SOUTH ELEVATION

HOUSE No.s 1-3: NATURAL / GREEN / BLUE STAINED TIMBER PANELS (REFER NORTH ELEV.), METAL FRAMED WINDOWS AND ROOF-LIGHT, WHITE PAINTED TIMBER PANELS TO REAR GROUND FLOOR ANNEX, FRAMELESS GLASS BALUSTRADE ABOVE ANNEX, METAL SOLAR PANEL FRAMES.

ELEVATIONS, 1:125 @ A1, 1:250 @ A3 (CHECK SCALE BAR)

URBAN VIEW
architecture

Studio 1, 48 Osmond Road,
Hove, Brighton, BN3 1TD
telephone 01273 77 66 65
facsimile 01273 77 55 73
email mail@urbanview.co.uk

Project
OVERSTRAND, SHOPSDAM ROAD, LANCING.

Drawing Title
PLANNING: PROPOSED ELEVATIONS

Scale: AS SHOWN
Drawn by: DB
Date: DEC 09
Checked by: HD
Drawing Number: 1117-P-204
Revision: -

IMPORTANT

Do not work from reduced scale drawings. Please refer to scale and sheet size as indicated.

Dimensions are not to be scaled from this drawing. Use only written dimensions. Consultants and Contractors must verify all dimensions before starting work and any discrepancies are to be reported to Urban View.

This drawing is the property of Urban View and Copyright is reserved by them. This drawing is issued on condition that it is not copied or disclosed by or to any unauthorised persons without prior consent in writing of Urban View.

Revision. Date

-
-
-



AERIAL VIEW FROM THE SOUTH WEST



AERIAL VIEW FROM THE SOUTH EAST



ELEVATION FROM THE DINGHY PARK



ELEVATION FROM SHOPSDAM ROAD

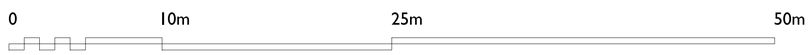

ELEVATION STUDIES, 1:200 @ A1, 1:400 @ A3 (CHECK SCALE BAR)

URBAN VIEW
architecture

Studio 1, 48 Osmond Road,
Hove, Brighton, BN3 1TD.
telephone 01273 77 66 65
facsimile 01273 77 55 73
email mail@urbanview.co.uk

Project
OVERSTRAND,
SHOPSDAM ROAD,
LANCING.

Drawing Title
PLANNING:
CONTEXTUAL
STUDIES

Scale	Drawn by
AS SHOWN	DB
Date	Checked by
DEC 09	HD
Drawing Number	Revision
1117-P-205	-

IMPORTANT

Do not work from reduced scale drawings. Please refer to scale and sheet size as indicated.

Dimensions are not to be scaled from this drawing. Use only written dimensions. Consultants and Contractors must verify all dimensions before starting work and any discrepancies are to be reported to Urban View.

This drawing is the property of Urban View and Copyright is reserved by them. This drawing is issued on condition that it is not copied or disclosed by or to any unauthorised persons without prior consent in writing of Urban View.

Revision. Date

-
-
-



VIEW FROM THE NORTH-WEST



VIEW FROM THE NORTH-EAST

COMPUTER GENERATED ARTISTS IMPRESSIONS

URBAN VIEW
architecture

Studio 1, 48 Osmond Road,
Hove, Brighton, BN3 1TD.
telephone 01273 77 66 65
facsimile 01273 77 55 73
email mail@urbanview.co.uk

Project
OVERSTRAND,
SHOPSDAM ROAD,
LANCING.

Drawing Title
PLANNING:
ARTISTS
IMPRESSIONS

Scale: AS SHOWN
Drawn by: DB
Date: DEC 09
Checked by: HD
Drawing Number: 1117-P-206
Revision: -