Notes:
1. All dimensions are in mm and should be checked on site. Any differences should be brought to the attention of GrumittWade.
2. To be read in accordance with the specification and building notes.
3. Contractor should refer to specification and Building Notes as well as drawings for details of construction

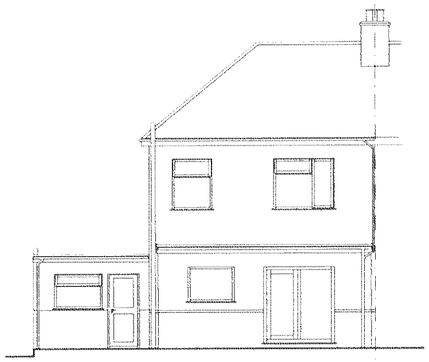

EXISTING REAR ELEVATION

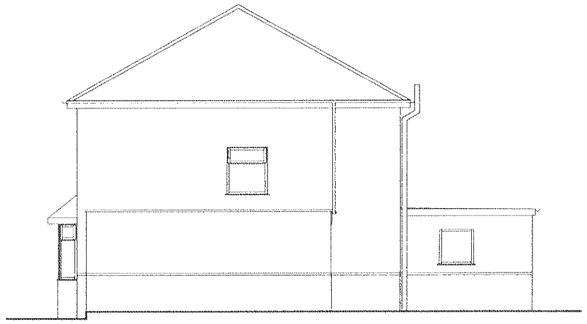

EXISTING SIDE ELEVATION



EXISTING FRONT ELEVATION

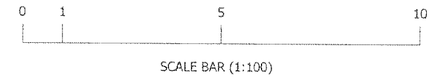

SCALE BAR (1:100)



SCALE BAR (1:50)

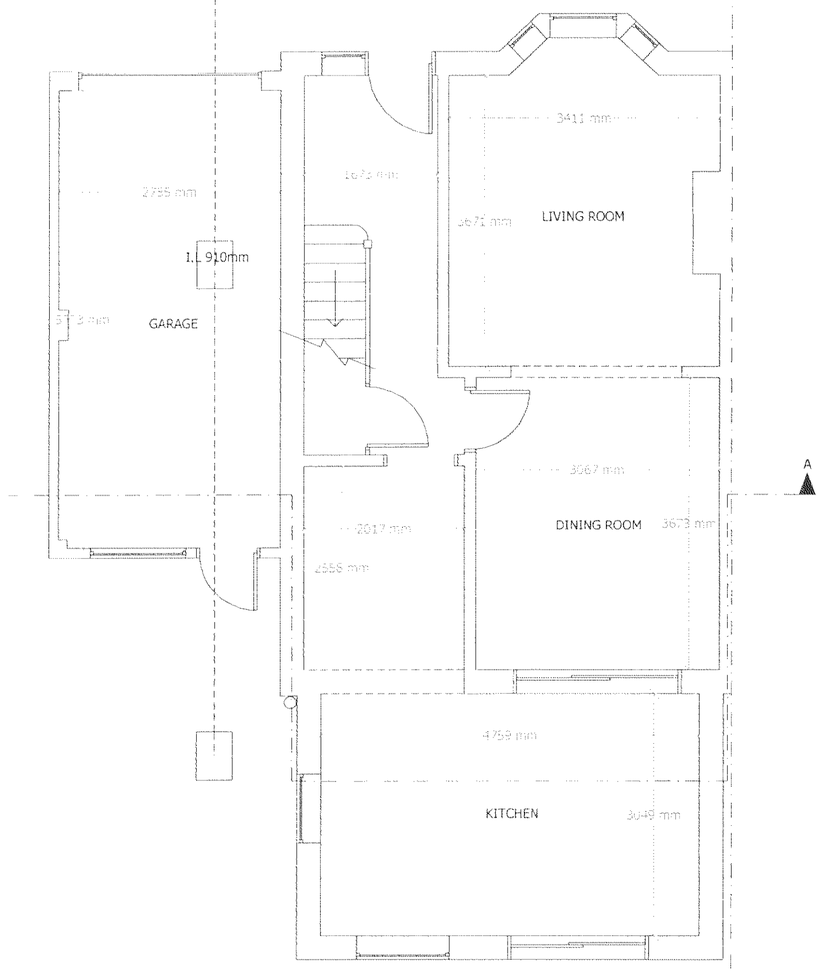

EXISTING GROUND FLOOR PLAN

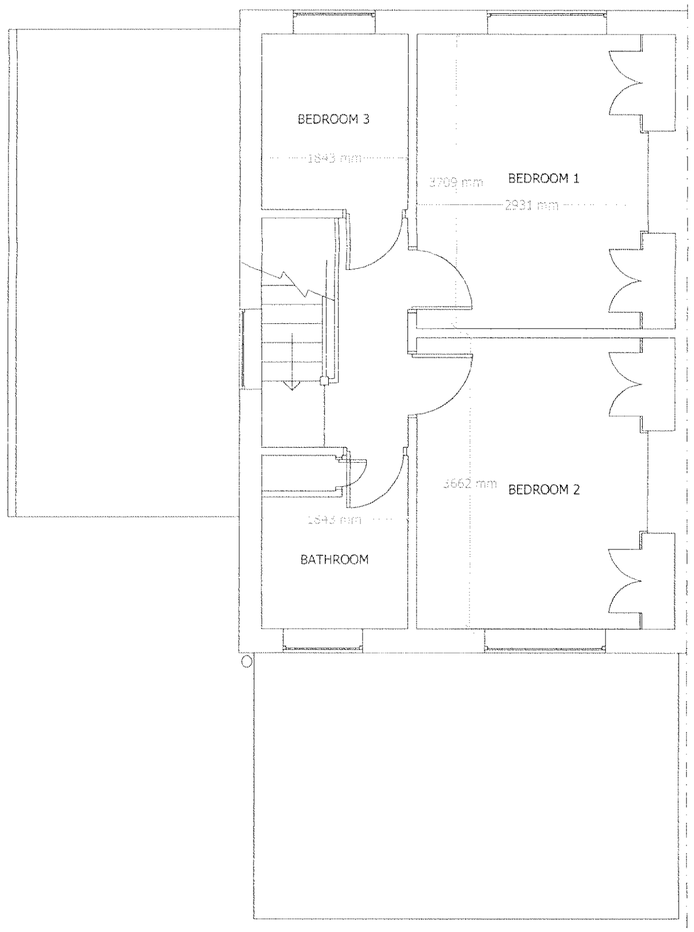

EXISTING FIRST FLOOR PLAN

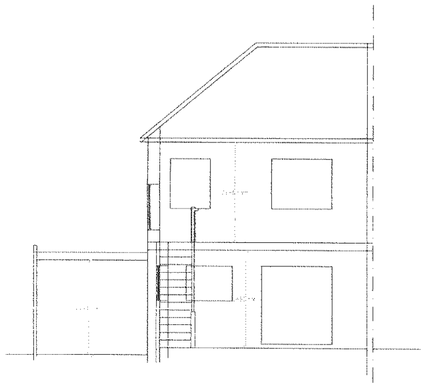

EXISTING SECTION A - A

Addendum

No.	Description	Date
Amendments:		19.01.2010

Address:	21 First Avenue Lancing West Sussex	Client:	DMB Design Build Ltd
Drawing Title:	Existing Plans & Elevations	Drawing Ref.:	mm/01/First21

grumittwade chartered surveyors

Planning Applications
Building Regulation Drawings
Design Consultants
Party Wall Surveyors
Building Surveys/ Homebuyers Survey
Project Management
Disabled Access Auditing
Building Defect Analysis
CDM
Expert Witness

RICS

Contact Details: Telephone: 01273 384975 | Fax: 01273 384976 | Email: mark@grumittwade.com
Contact Address: Maritime House, Basin Road North, Hove, BN41 1WR, East Sussex

Scale:	Paper:	Date:	Revision No:	
Floor Plans 1:50 Elevations & Section 1:100	A2	05/10/2009		N