

PROPOSED REAR ELEVATION

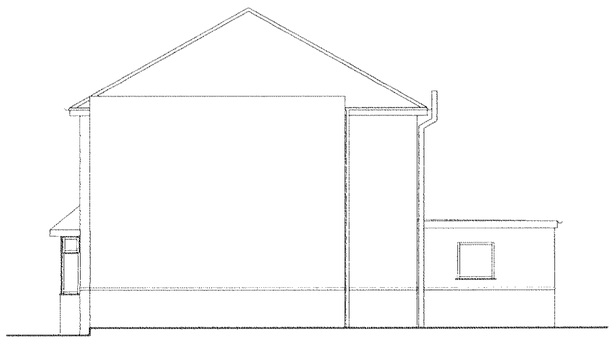

PROPOSED SIDE ELEVATION



PROPOSED FRONT ELEVATION

Notes:
1. All dimensions are in mm and should be checked on site. Any differences should be brought to the attention of GrumittWade.
2. To be read in accordance with the specification and building notes.
3. Contractor should refer to specification and Building Notes as well as drawings for details of construction



SCALE BAR (1:100)



SCALE BAR (1:50)

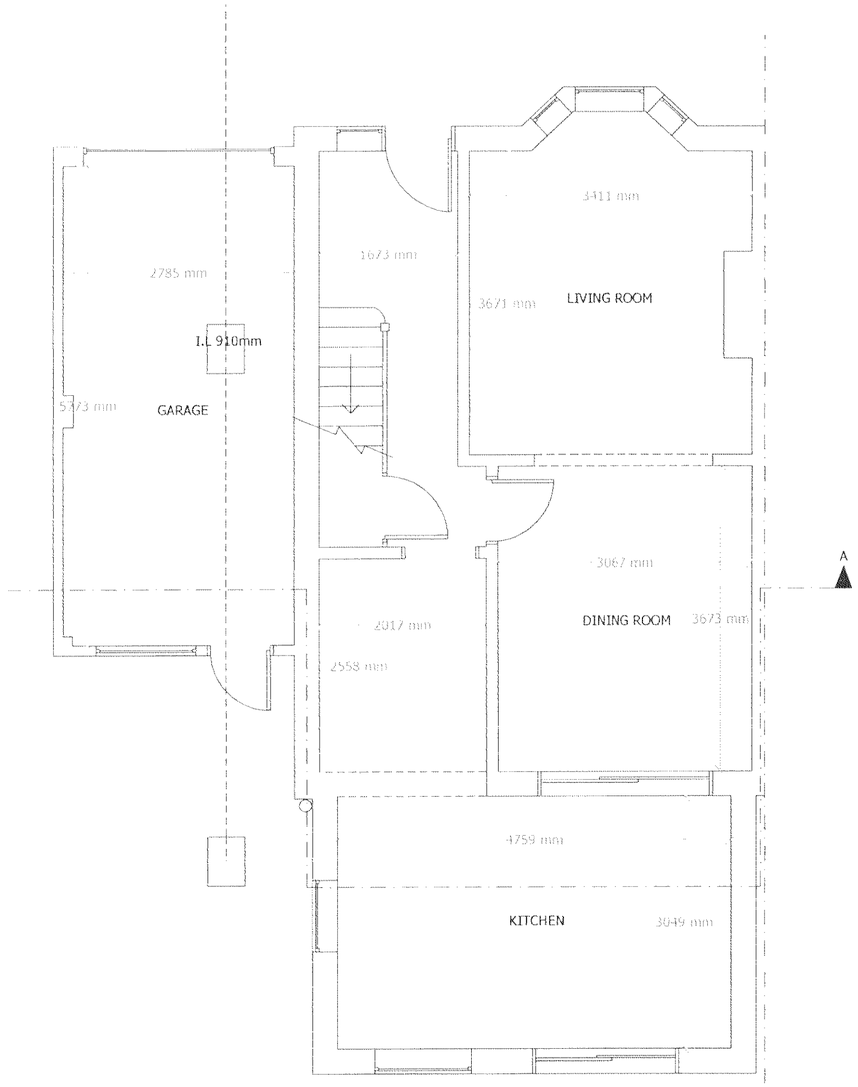

PROPOSED GROUND FLOOR PLAN

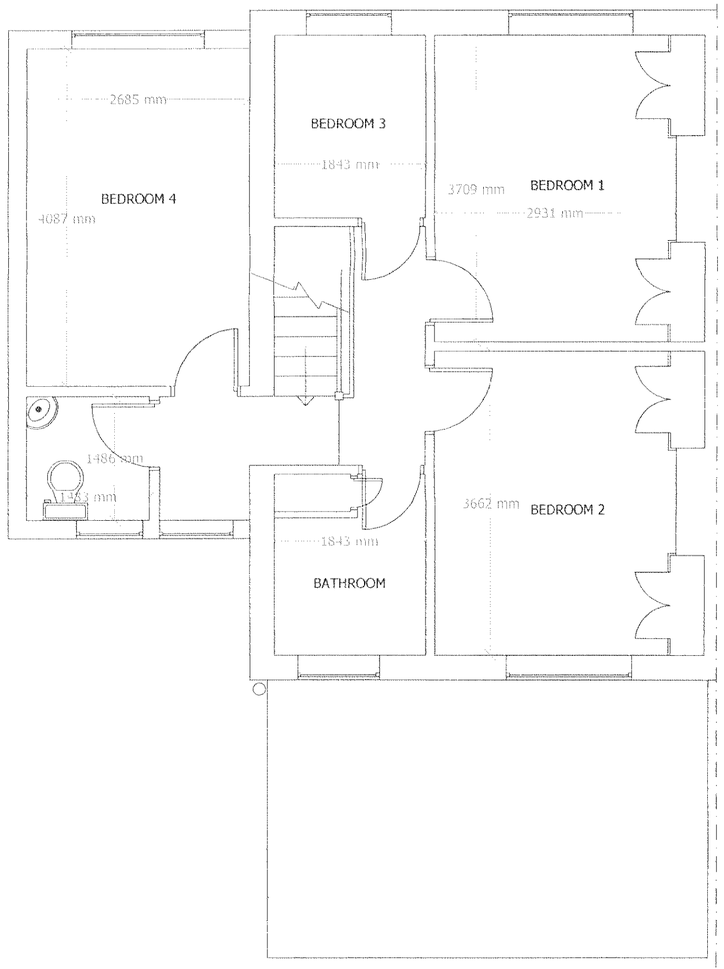

PROPOSED FIRST FLOOR PLAN

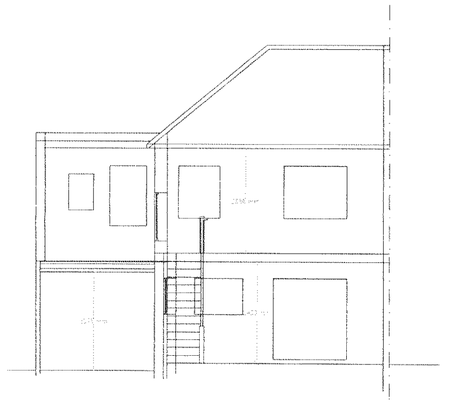

PROPOSED SECTION A - A

Approved
19 OCT 2009

No.	Description	Date
Amendments:		

Address:	21 First Avenue Lancing West Sussex
Client:	DMB Building Services Limited
Drawing Title:	Proposed Plans & Elevations
Drawing Ref.:	mm/02/First21

grumittwade chartered surveyors

Planning Applications
Building Regulation Drawings
Design Consultants
Party Wall Surveyors
Building Surveys/ Homebuyers Survey
Project Management
Disabled Access Auditing
Building Defect Analysis
CDM
Expert Witness
RICS

Contact Details: Telephone: 01273 384975 | Fax: 01273 384976 | Email: mark@grumittwade.com

Contact Address: Maritime House, Basin Road North, Hove, BN41 1WR, East Sussex

Scale:	Paper:	Date:	Revision No:	
Floor Plans 1:50 Elevations & Section 1:100	A2	05/10/2009		N