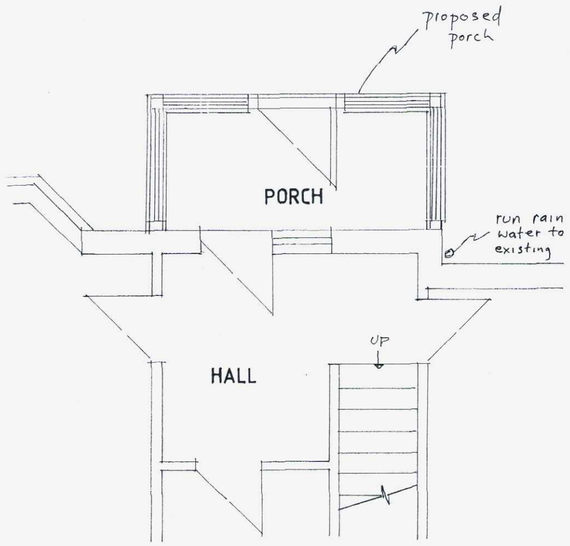

FLOOR PLAN

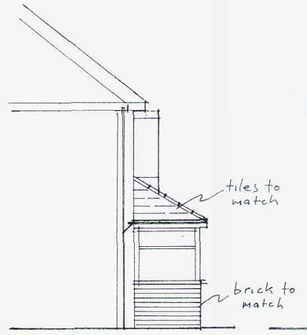

SIDE ELEVATION (E)



FRONT ELEVATION

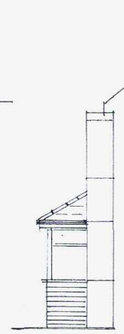

SIDE ELEVATION (W)



LOCATION PLAN Scale 1:1250

N

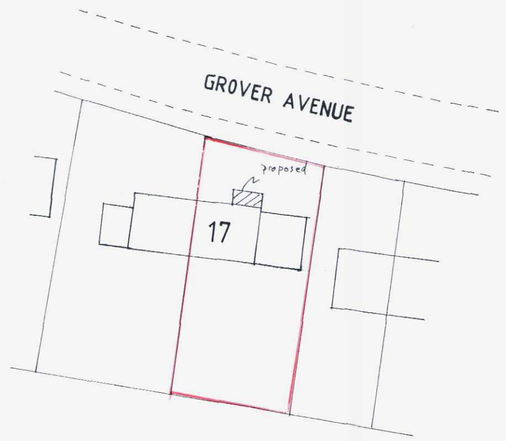

BLOCK PLAN Scale 1:500

16 MAY 2011

Careful inspection is to be carried out prior to the removal of any structural elements to ensure proper and adequate support is provided and maintained by new works.

All building work is to be carried out in accordance with all current building regs and codes of practice in force at this time.

Any parts of structure covered over or inaccessible have not been inspected and no responsibility is accepted for these areas including underground.

No work to encroach over the boundary of the neighbours property.

All electrics, heating, plumbing and decorations to be altered/extended all to client's choice.

These construction notes are for the purposes of Building Regulation approval only and do not represent a detailed specification.

All lengths of proposed beams to be measured on site prior to ordering, to verify structural engineer's dimensions.

ALL FOUNDATIONS TAKEN ADDITIONAL LOADS ARE TO BE EXPOSED AND CHECKED FOR ADEQUACY AND SUITABILITY FOR GROUND CONDITIONS PRIOR TO COMMENCEMENT OF WORKS.

All existing lintels taking additional loads are to be exposed and checked for adequacy on commencement of work and replaced if necessary.

© Copyright

John Wright MRICS

12 Seamill Park Crescent
Worthing
West Sussex
BN11 2PN

Phone: 01903 205572
Mobile: 07809 205095
Email: johnforplans@yahoo.co.uk

RICS

Client
Mr. VAN HOUGHTON

Job Title
17 GROVER AVENUE
LANCING

Drawing Title:
FRONT PORCH

Scale: 1:50 & 1:100

Date: May 2011

Drawn by: JW

Drg No. JW/11/042

Rev.