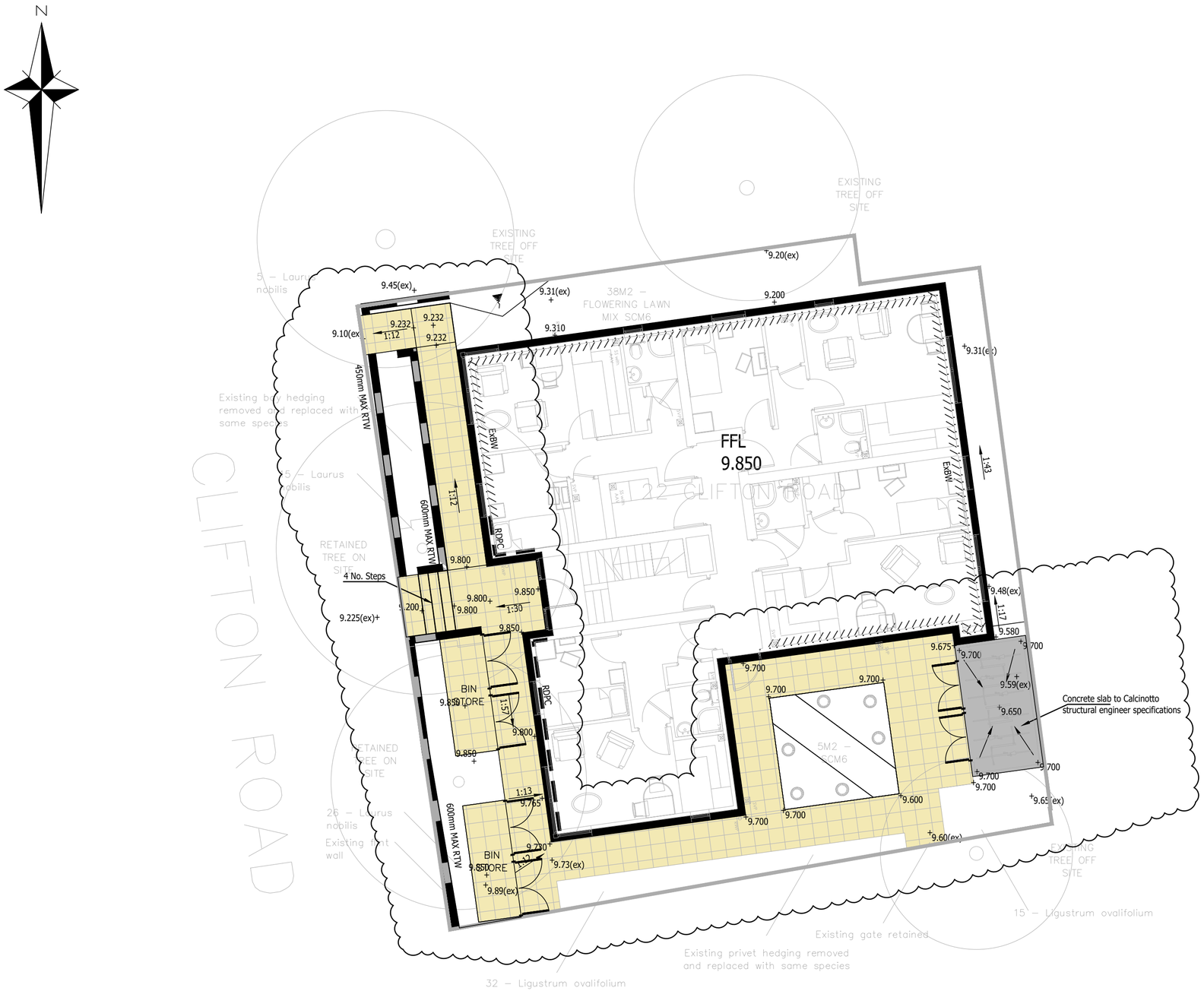

GENERAL NOTES

1. The location, size, depth and identification of existing services that may be shown or referred to on this drawing have been assessed from non intrusive observations , record drawings or the like. The contractor shall safely carry out intrusive investigations, trial holes or soundings prior to commencing work to satisfy himself that it is safe to proceed and that the assessments are accurate. any discrepancies shall be notified to gta prior to works commencing.

2. Tender or billing drawings shall not be used for construction or the ordering of materials.

3. Do not scale. All dimensions and levels to be site confirmed.

4. This drawing shall be read in conjunction with all relevant architects, consultants drawings and specifications, together with H&S plan requirements

5. Copyright : This drawing must not be copied, amended nor reproduced without the prior written agreement of gta.

6. All drawings specifications and recommendations made by gta are subject to Local Authority and other relevant Statutory Authorities approval. Any works or services made abortive due to the client proceeding prior to these approvals is considered wholly at the Clients risk. gta hold no responsibility for resulting abortive works or costs.

KEY

- 9.200 + — Proposed Level
- 9.31(ex) + — Existing level (from toposurvey)
- 1:17 — Proposed gradient + direction
- Exposed Brickwork
- Raised DPC
- Retaining Wall

BITUMINOUS PARKING COURT CONSTRUCTION

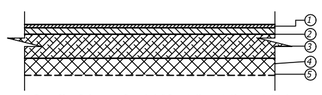

1. 30mm Surface course Dense Asphalt Concrete (Aggregate 10mm nominal size) BSEN13108-1. 100-150 Pen
2. 60mm Binder course, Dense Asphalt Concrete (Aggregate size nominal 20mm). BSEN13108-1. 40-60 Pen
3. Sub-Base Type 1 material to Clause 803, and compacted to Clause 802 and Table 8/4. See table opposite for depth.
4. Capping 6F2 material to SHW, to be laid and compacted to Specification for Highway Works series 600 Table 6/1 & Table 6/4. See table opposite for depth.
5. Terram 1000 geotextile over formation.

Sub-base only option to NHBC Standards

CBR value to be tested on site and Sub-base/ capping layer thickness agreed on site with engineer and shall be within the following ranges. Any soft spots or fill areas to be built up in 6F2:

	Sub-base only (Type 1)
CBR <2%	Contact engineer for advice
CBR 2% to 3%	325mm
CBR 3% to 5%	250mm
CBR >5%	150mm

Sub-base & Capping option - Equivalent to NHBC Standards

CBR value to be tested on site and capping layer thickness agreed on site with engineer and shall be within the following ranges. Any soft spots or fill areas to be built up in 6F2:

	Sub-Base	Capping
CBR <2%	Contact engineer for advice	
CBR 2% to 3%	150mm	300mm
CBR 3% to 5%	150mm	225mm
CBR >5%	150mm	-

PRIVATE PAVING CONSTRUCTION

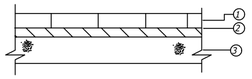

1. 50mm thick, 600 x 600 PCC paving slabs as architect's specification
2. 25mm Mortar bed, Class 1
3. 100mm Sub-Base Type 1 material to Clause 803

Rev	Amendments	Date	Dsn	Chk
C6	Private paving updated to new landscape layout	16/12/24	KW	MW
C5	Levels revised as per client`s comments	18/09/24	KW	MW
C4	Bin store added, levels revised	24/06/24	KW	MW
C3	Bin store retaining wall amended	21/12/23	LT	MW
C2	Bin store levels amended	06/12/23	LT	MW
C1	Construction Issue	17/10/23	RS	MW
T2	Revised to HH comments	25/07/23	NG	MW
T1	Tender Issue	13/07/23	NG	MW
P1	Initial Issue	10/04/23	LT	MW

Status: CONSTRUCTION

Client: HAMPSHIRE HOMES

Architect:

Project: CLIFTON ROAD, WORTHING

Title: PROPOSED LEVELS AND EXTERNAL WORKS LAYOUT

Date: APRIL 2023

Scale @ A2: 1:100

Clients Ref.:

Project Ref.: 12466

gta Civils & Transport
Maple House, 192-198 London Road,
Burgess Hill, West Sussex, RH15 9RD
Tel.01444 871444 Web: www.gtacivils.co.uk

Drawing Number: 12466/1800

Rev.: C6