North

First Floor

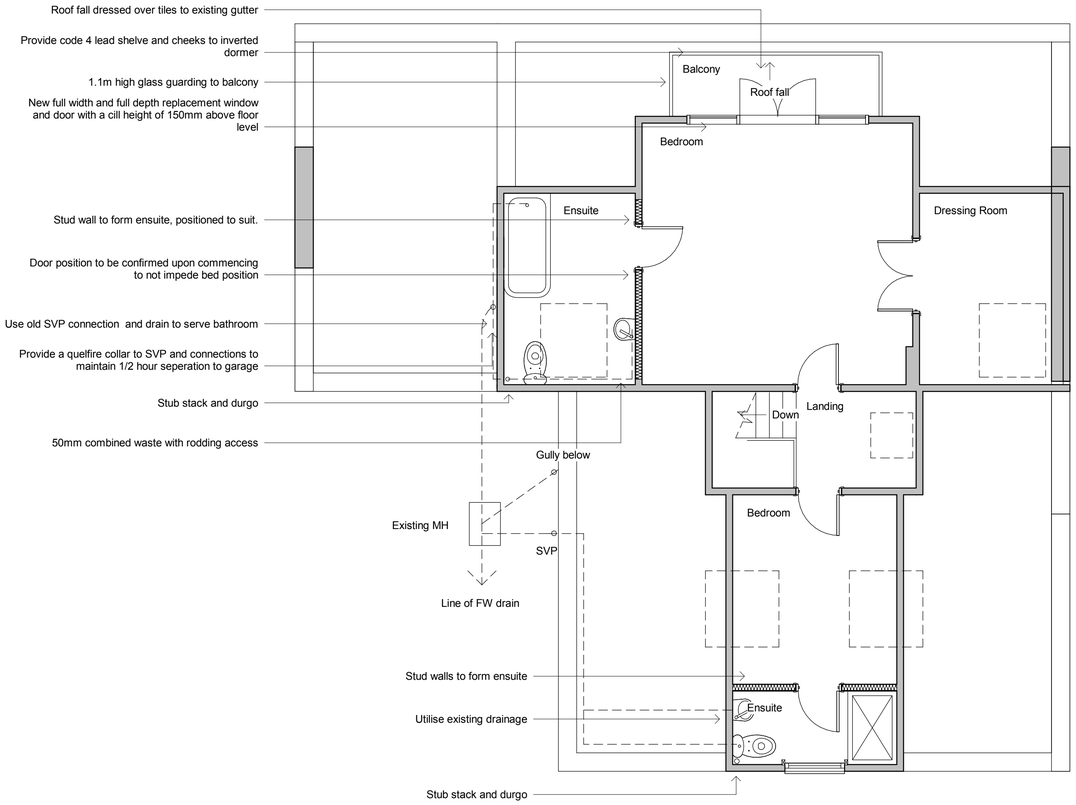

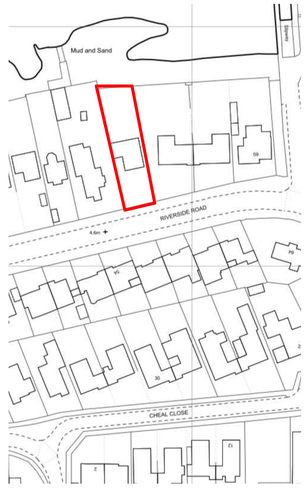

Site Plan 1:1250

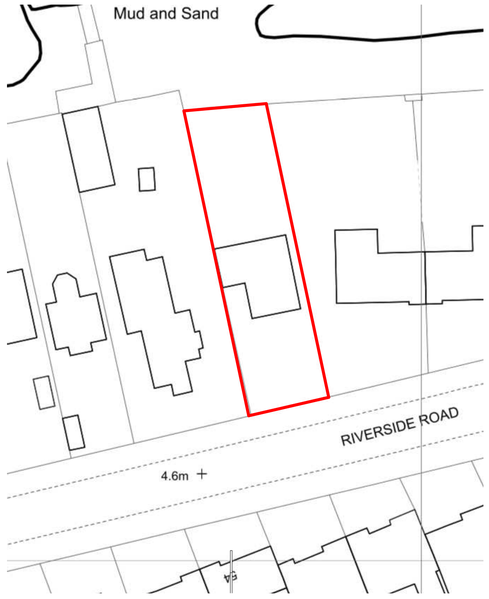

Site Plan 1:500

Rear Elevation (North)



Side Elevation (East and West)

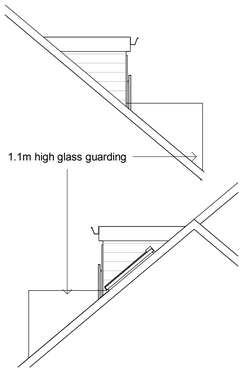

Revisions

0.5 0 0.5 1 1.5 2 2.5
SCALE 1: 50 m

5 0 5 10 15 20 25
SCALE 1: 500 m

10 0 10 20 30 40 50
SCALE 1: 1250 m

Materials

Drawing Number	2018/54	Sheet	1 of 1
Size	A1	Scale	1:50, 1:500, 1:1250

Project

Proposed details
August 2018

Job Title

53 Riverside Road
Shoreham By Sea
West Sussex
BN43 5JY

Do Not scale from this drawing except for planning as photocopies will be subject to distortion
Drawings to be read in conjunction with all other Designers and structural engineers contract drawings and specifications:
Any discrepancies must be brought to the attention of the Designer immediatialy.
The contractor must verify all dimensions by site measurement before ordering materials or manufacturing components
Substitute materials and products to those named will be acceptable if proven to be of equal or higher performance and not in conflict with other elements

M.J.Humphrey Ltd

RICS cabe chartered association of building engineers

Mel Humphrey MRICS, MBEng
39 Northease Drive
Hove
East Sussex
BN3 8PQ
Mel@mjhumphrey.co.uk
07701055182

Adam Humphrey
9 Racton Road
Emsworth
Hampshire
PO10 7SY
Adam@mjhumphrey.co.uk
07812419142