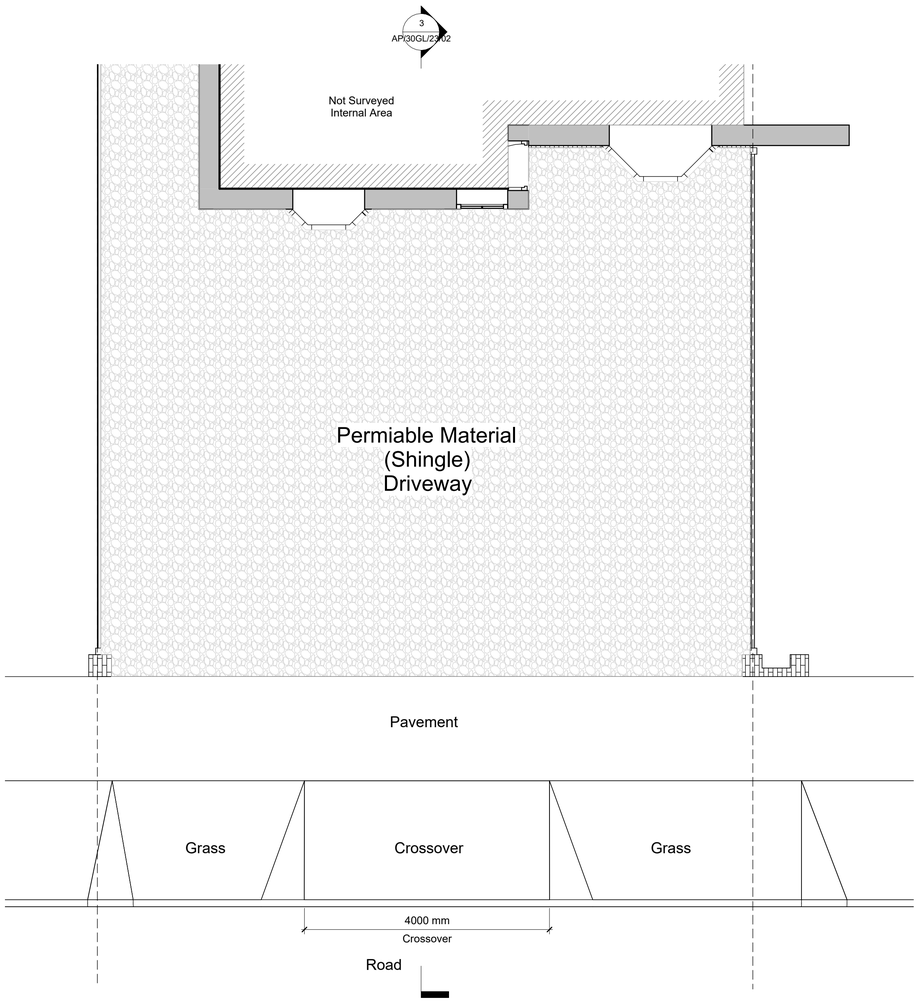

1 Ground Floor
1 : 50

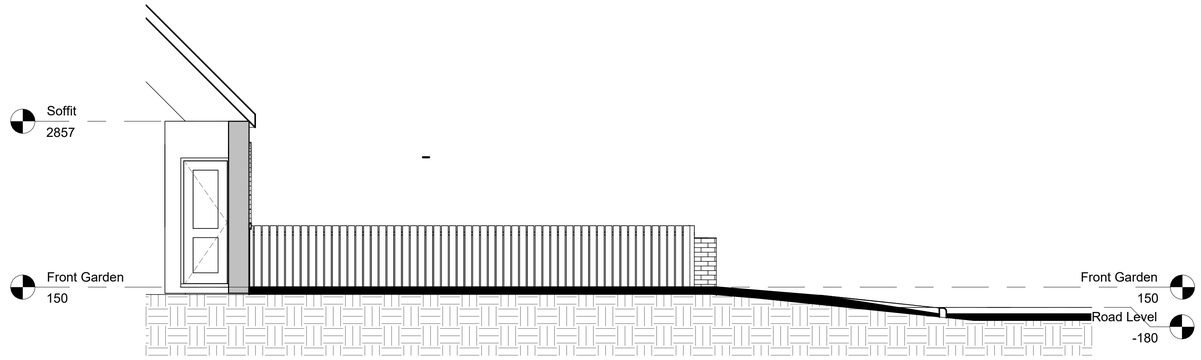

3 Section A-A
1 : 50



4 Location Plan
1 : 500

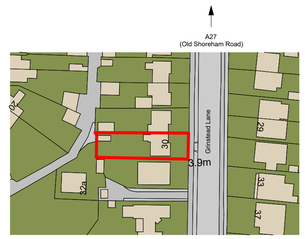

7 Site Plan
1 : 1250

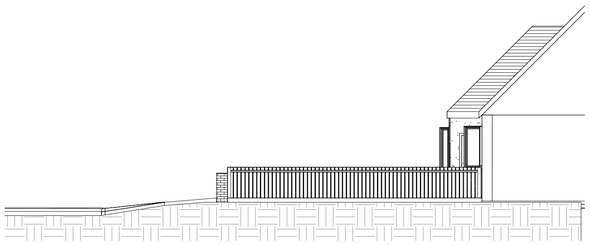

5 Side Elevation (North)
1 : 100

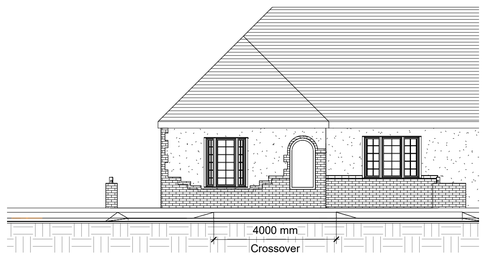

2 Front Elevation (East)
1 : 100

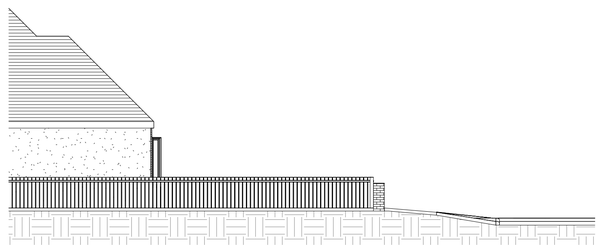

6 South Elevation (South)
1 : 100

0m 1m 2m 3m 4m 5m
VISUAL SCALE 1:50 @ A1

0m 2m 4m 6m 8m 10m
VISUAL SCALE 1:100 @ A1

All dimension to be verified on site, any discrepencies to be reported to Designer prior to setting out or ordering of any materials.

This drawing has been produced for the specific client and project identified below and is not intended for use by any other person or for any other purpose.

This drawing is protected under The Copyright, Designs and Patents Act 1988.

Revisions

Client
Miss K Farrell

Project Address
30 Grinstead Lane
Lancing
BN15 9DY

Project
Permiable Driveway with Associated Cross over

Drawing Title
Proposed Plans

Drawing number
AP/30GL/23/02

Rev

Scale:
As indicated

Paper Size:
A1