All work to comply with building regulations and planning consent.
Workmanship and materials to comply with British standards and code of practice.
Scaled dimensions are approximate, take exact dimensions from site.
This drawing was prepared for local authority approval and not as a working drawing.
LOCAL AUTHORITY MAY SCALE THE DRAWING
Any deviation from the drawing to be agreed with the local authority.
Any queries to be agreed prior to construction.
See separate details for Structural engineers calculations.

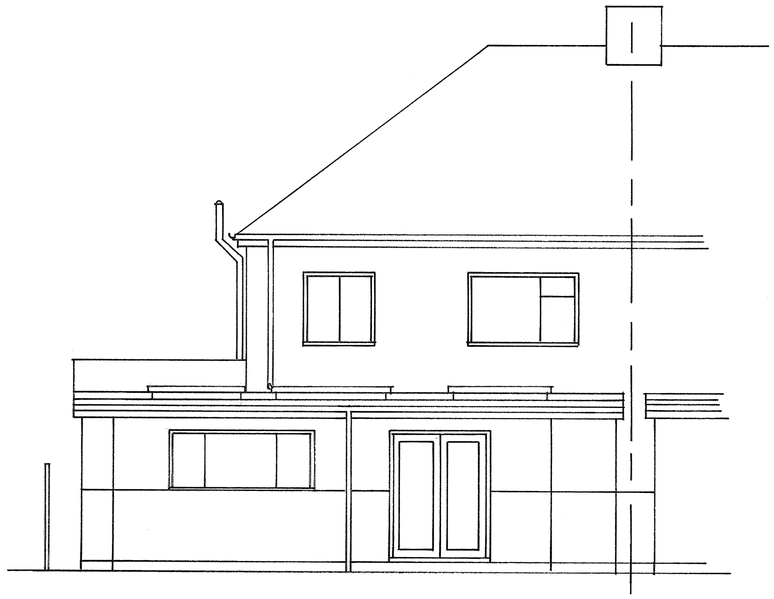

REAR ELEVATION (NORTH) 1:50 AT A1

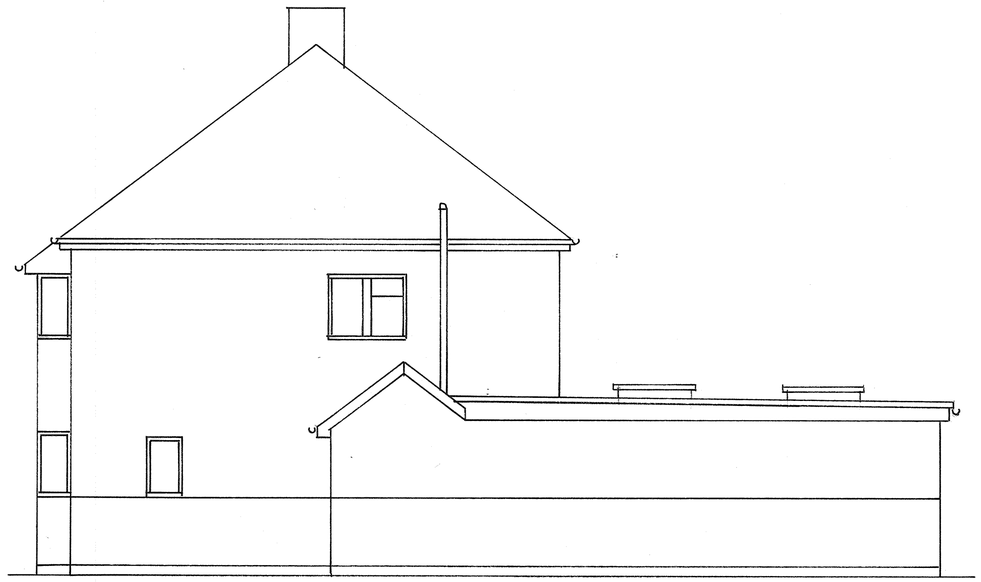

SIDE ELEVATION FROM 42 (EAST) 1:50 AT A1

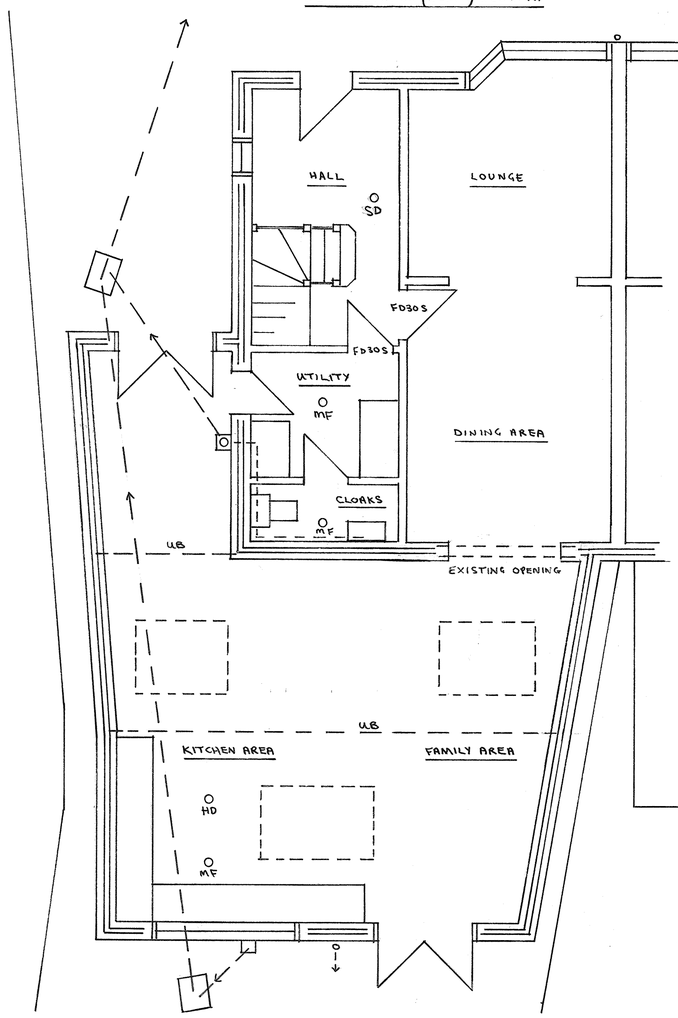

GROUND FLOOR PLAN 1:50 AT A1.



FRONT ELEVATION (SOUTH) 1:50 AT A1

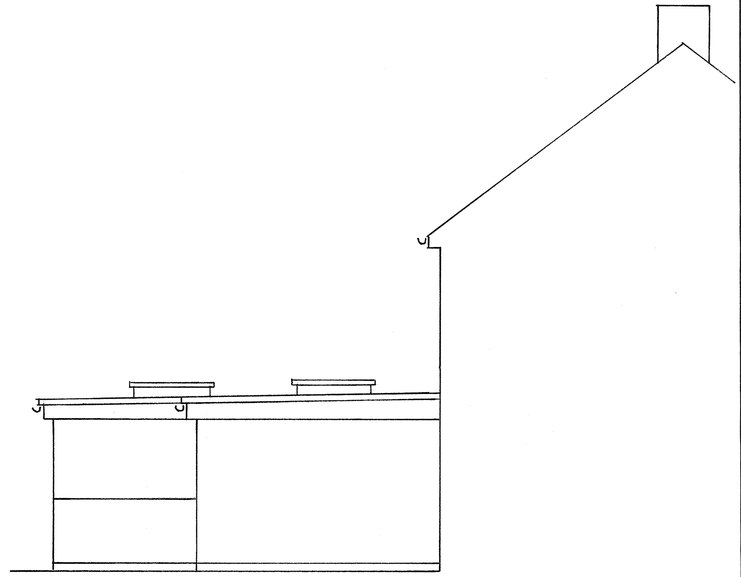

SIDE ELEVATION FROM 124 (WEST) 1:50 AT A1

0 1 2 3 4 5
0 1 2 4 6 8 10
1-50
1-100

Tony Standing Designs Drawing for Domestic Extensions					
Title	PROPOSED EXTENSION AT 122 TOWER ROAD, LANCING. BN15 9JJ.				
Client	MR. G. DIXON				
Drawn By: Date	TS MAY 2022	Drawing Revision	C1090-2 A	Scale	AS SHOWN
Mr A J G Standing 4 Coombe Road, Steyning BN44 3LF	Phone: 01903 814151 / 07595 277995				

Sheet Size A1