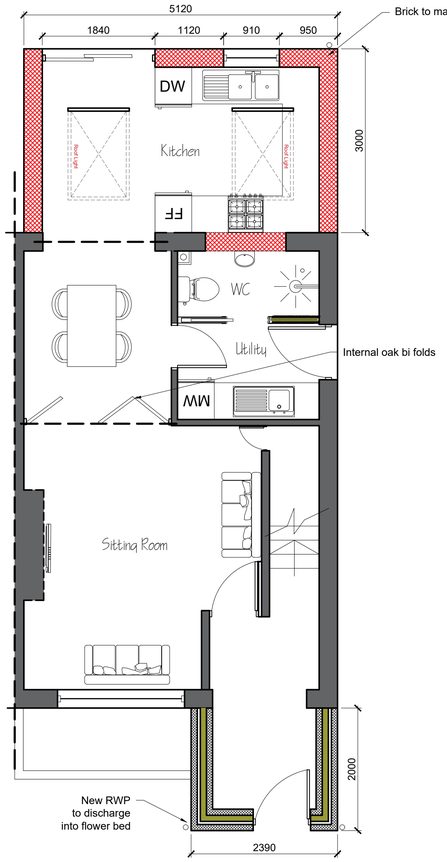

Proposed Ground Floor Plan
Scale: 1:50

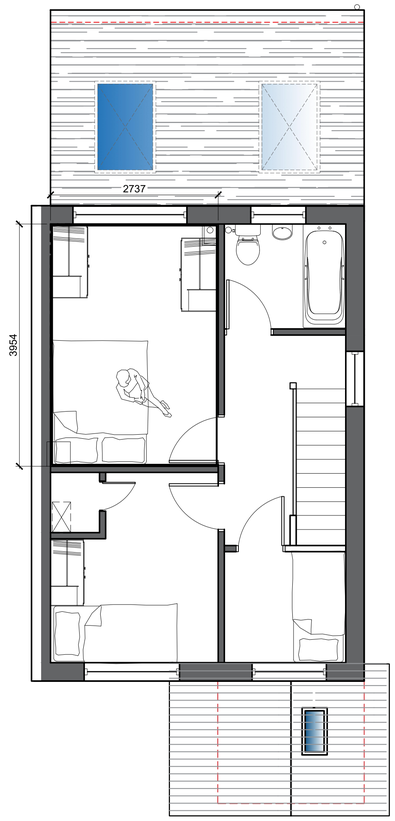

Proposed First Floor Plan
Scale: 1:50



Proposed Roof Plan
Scale: 1:50

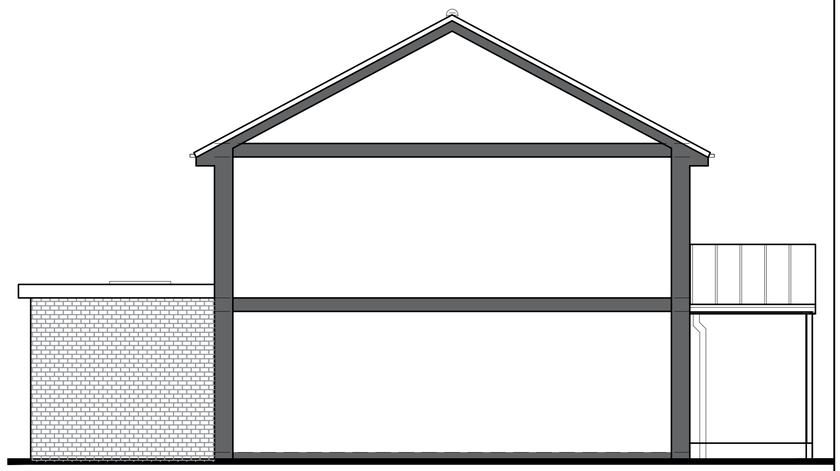

Proposed Side (South)) Elevation
Scale: 1:100

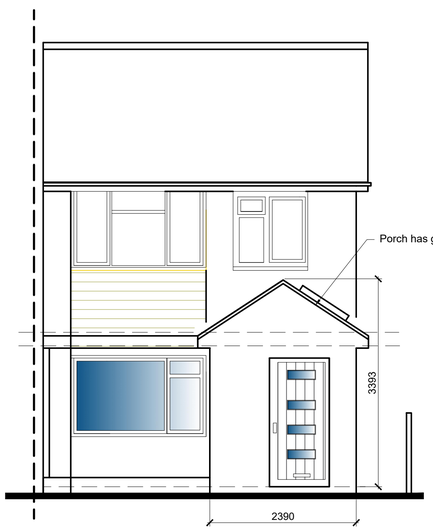

Proposed Front (East) Elevation
Scale: 1:100

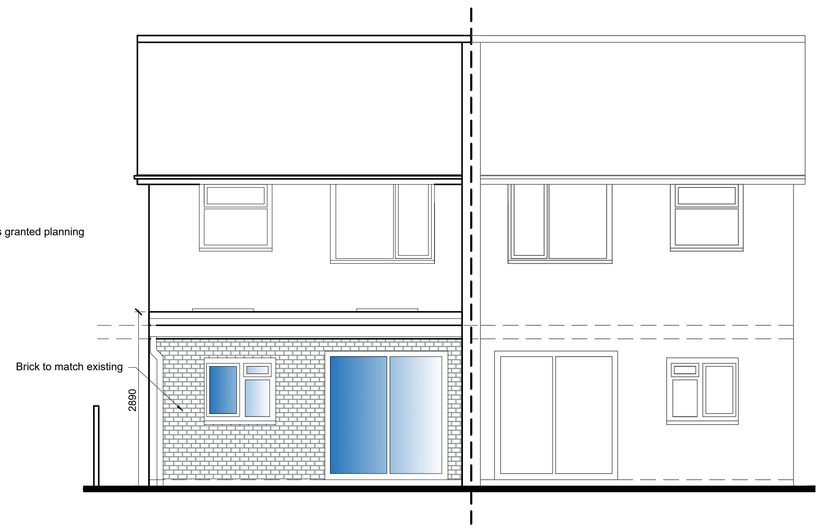

Proposed Rear (West)Elevation
Scale: 1:100

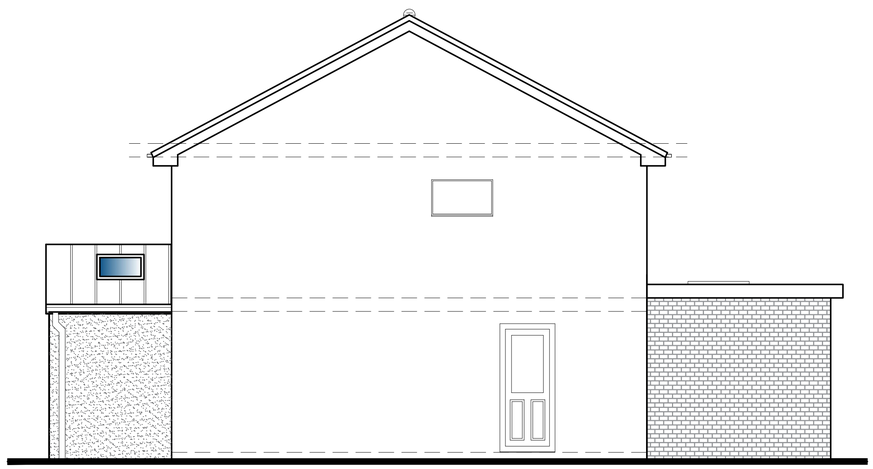

Proposed Side (North) Elevation
Scale: 1:100

NOTE:

This drawing is to be read in conjunction with the Construction Notes and Structural Engineer's details.

The Contractor is responsible for all setting out and must check levels and dimensions on site before ordering materials or commencing work.

Refer to written dimensions only. Do not scale from drawings, except for the purposes of Planning assessment.

The Architect is to be immediately notified of any omissions or discrepancies.

Building work should not commence until all statutory approvals have been granted, i.e. Planning, Building Control, etc.

If a public sewer is discovered, consent to 'Build-over/Close-to' may be required from the Water Authority.

PARTY WALLS:

Work to Party Walls (including insertion of flashings, beam bearings, etc) are subject to Party Wall agreements with neighbours and are to be arranged by the Client in accordance with the Party Wall Act (i.e. Providing two months written notice)

SERVICES LEGEND:

- (S) MAINS INTER-LINKED SMOKE DETECTOR
- (H) MAINS INTER-LINKED HEAT DETECTOR
- MECHANICAL EXTRACT FAN
- Direction of Joists
- Below ground drainage - Surface Water
- Below ground drainage - Foul Water
- Discharge pipes
- Existing structure
- Proposed structure
- Insulation
- Removed structure
- A — Section line

Revision	Date:	Details:	Initials:

These drawings and designs are the property of Shear Architectural Design Ltd and must not be copied, retained, or used without prior written consent.
© Copyright

SHEAR ARCHITECTURAL
CREATE INSPIRE ENHANCE

Maritime House - 2nd Floor Echo 3 office
Basin Rd N,
Portslade,
Brighton
BN41 1WR
07881 656512
info@sheararchitecturaldesign.co.uk
www.sheararchitecturaldesign.co.uk

PROJECT:
2 Saffron Close
Shoreham-By-Sea
West Sussex
BN43 6JF

DRAWING TITLE:
Rear Extension

NORTH

DATE:	17/06/2025
SCALE:	Various @ A1
DRAWN:	DS
CHECKED:	-
SHEET	OF

FOR APPROVAL

PROJECT NUMBER:	DRAWING NUMBER:	REVISION:
25/00	PL 1	

METERS @ 1:50 | METERS @ 1:100 | METERS @ 1:200 | METERS @ 1:500 | METERS @ 1:1250