# Planning Services, Adur District Council

Civic Centre,
Ham Road,
Shoreham-by-Sea,
West Sussex,
BN43 6PR

Tel : (01273) 263222 (calls may be recorded)
website : www.adur.gov.uk
e-mail : developmentcontrol@adur.gov.uk

ADUR DISTRICT COUNCIL

PLANNING DIVISION

PLAN NO. AD0570168

DATE RECEIVED 08 DEC 2008

Application for removal or variation of a condition following grant of planning permission.

Town and Country Planning Act 1990.

Planning (Listed Buildings and Conservation Areas) Act 1990

## Publication of planning applications on council websites

**Please note that with the exception of applicant contact details and Certificates of Ownership, the information provided on this application form and in supporting documents may be published on the council's website.**

**If you have provided any other information as part of your application which falls within the definition of personal data under the Data Protection Act which you do not wish to be published on the council's website, please contact the council's planning department.**

Please complete using block capitals and black ink.
It is important that you read the accompanying guidance notes as incorrect completion will delay the processing of your application.

| 1. Applicant Name and Address | | 2. Agent Name and Address | |
|---|---|---|---|
| Title: | | Title: | |
| First name: | Sara | Last name: | |
| Last name: | Butcher | Company (optional): | |
| Company (optional): | | Unit: | |
| Unit: | | House number: | |
| House number: | 36 | House suffix: | |
| House suffix: | | House name: | |
| House name: | | Address 1: | |
| Address 1: | Field Road | Address 2: | |
| Address 2: | | Address 3: | |
| Address 3: | | Town: | |
| Town: | Reading | County: | |
| County: | | Country: | |
| Country: | | Postcode: | |
| Postcode: | RG1 6AP | | |

Mel Humphrey
MRICS MBEng
39 Northease Drive
Hove, East Sussex BN3 8PQ
Mobile: 07701 055182
Email: mel_humphrey_uk@yahoo.co.uk

## 3. Site Address Details

Please provide the full postal address of the application site.

Unit: | House number: 76 | House suffix:

House name:

Address 1: Overhill

Address 2:

Address 3:

Town: Southwick

County: Sussex

Postcode (optional):

Description of location or a grid reference.
(must be completed if postcode is not known):

Easting: | Northing:

Description:

## 4. Pre-application Advice

Has assistance or prior advice been sought from the local authority about this application? ☑ Yes ☐ No

If Yes, please complete the following information about the advice you were given. (This will help the authority to deal with this application more efficiently).

Please tick if the full contact details are not known, and then complete as much as possible: ☐

Officer name: Hannah Barker

Reference:

Date (DD/MM/YYYY): (must be pre-application submission)

Details of pre-application advice received?

Site meeting, to assess situation.

## 5. Description Of Your Proposal

Please provide a description of the approved development as shown on the decision letter, including the application reference number and date of decision in the sections below:

Single storey rear extension & raised deck

Reference number: ADC/0207/08 Date of decision (DD/MM/YYYY): 02/06/08 (date must be pre-application submission)

Please state the condition number(s) to which this application relates:

| | | | |
|---|---|---|---|
| 1. | | 6. | |
| 2. | | 7. | |
| 3. | new windows on the South side. | 8. | |
| 4. | | 9. | |
| 5. | | 10. | |

Has the development already started? ☐ Yes ☑ No

If Yes, please state when the development started (DD/MM/YYYY): (date must be pre-application submission)

Has the development been completed? ☐ Yes ☑ No

If Yes, please state when the development was completed (DD/MM/YYYY): (date must be pre-application submission)

## 6. Condition(s) - Removal

Please state why you wish the condition(s) to be removed or changed: The two proposed windows are not considered to be unneighbourly & does not cause any overlooking or loss of privacy.

If you wish the existing condition to be changed, please state how you wish the condition to be varied:

## 7. Certificates

**One Certificate A, B, C, or D, must be completed with this application form**

**CERTIFICATE OF OWNERSHIP - CERTIFICATE A**

**Town and Country Planning (General Development Procedure) Order 1995 Certificate under Article 7**

I certify/The applicant certifies that on the day 21 days before the date of this application nobody except myself/ the applicant was the owner *(owner is a person with a freehold interest or leasehold interest with at least 7 years left to run)* of any part of the land or building to which the application relates.

| Signed - Applicant: | Or signed - Agent: | Date DD/MM/YYYY: |
|---|---|---|
| | [redacted] | 16/7/18 |

**CERTIFICATE OF OW[redacted] - CERTIFICATE B**

**Town and Country Planning (General Developm[redacted]dure) Order 1995 Certificate under Article 7**

I certify/ The applicant certifies that I have/the applicant has given the requisite notice to everyone else (as listed below) who, on the day 21 days before the date of this application, was the owner (*owner is a person with a freehold interest or leasehold interest with at least 7 years left to run)* of any part of the land or building to which this application relates.

| Name of Owner | Address | Date Notice Served |
|---|---|---|
| | | |
| | | |
| | | |
| | | |
| | | |

| Signed - Applicant: | Or signed - Agent: | Date DD/MM/YYYY: |
|---|---|---|
| | | |

**CERTIFICATE OF OWNERSHIP - CERTIFICATE C**

**Town and Country Planning (General Development Procedure) Order 1995 Certificate under Article 7**

I certify/ The applicant certifies that:

- Neither Certificate A or B can be issued for this application
- All reasonable steps have been taken to find out the names and addresses of the other owners *(owner is a person with a freehold interest or leasehold interest with at least 7 years left to run* )of the land or building, or of a part of it , but I have/ the applicant has been unable to do so.

The steps taken were:

| Name of Owner | Address | Date Notice Served |
|---|---|---|
| | | |
| | | |
| | | |
| | | |
| | | |

| Notice of the application has been published in the following newspaper (circulating in the area where the land is situated): | On the following date (which must not be earlier than 21 days before the date of the application): |
|---|---|
| | |

| Signed - Applicant: | Or signed - Agent: | Date DD/MM/YYYY: |
|---|---|---|
| | | |

## 7. Certificates (continued)

**CERTIFICATE OF OWNERSHIP - CERTIFICATE D**

**Town and Country Planning (General Development Procedure) Order 1995 Certificate under Article 7**

I certify/ The applicant certifies that:

- Certificate A cannot be issued for this application
- All reasonable steps have been taken to find out the names and addresses of everyone else who, on the day 21 days before the date of this application, was the owner *(owner is a person with a freehold interest or leasehold interest with at least 7 years left to run )* of any part of the land to which this application relates, but I have/ the applicant has been unable to do so.

The steps taken were:

Notice of the application has been published in the following newspaper (circulating in the area where the land is situated):

On the following date (which must not be earlier than 21 days before the date of the application):

Signed - Applicant:

Or signed - Agent:

Date DD/MM/YYYY:

**AGRICULTURAL HOLDINGS CERTIFICATE**

**Town and Country Planning (General Development Procedure)Order 1995 Certificate under Article 7**

Agricultural Land Declaration - You Must Complete Either A or B

(A) None of the land to which the application relates is, or is part of, an agricultural holding.

Signed - Applicant:

Or signed - [redacted]

Date DD/MM/YYYY: 16/7/18

B) I have/ The applicant has given the requisite notice to every person [redacted] myself/ the applicant who, on the day 21 days before the date of this application, was a tenant of an agricultural holding [redacted] rt of the land to which this application relates, as listed below:

| Name of Tenant | Address | Date Notice Served |
|---|---|---|
| | | |
| | | |
| | | |
| | | |
| | | |

Signed - Applicant:

Or signed - Agent:

Date DD/MM/YYYY:

## 8. Planning Application Requirements - Checklist

Please read the following checklist to make sure you have sent all the information in support of your proposal. Failure to submit all information required will result in your application being deemed invalid. It will not be considered valid until all information required by the Local Planning Authority has been submitted.

The original and 3 copies of a completed and dated application form: ☑

The original and 3 copies of other plans and drawings or information necessary to describe the subject of the application: ☑

The correct fee: £150.00 ☐

The original and 3 copies of the completed, dated Article 7 Certificate (Agricultural Holdings): ☑

The original and 3 copies of the completed, dated Ownership Certificate (A, B, C, or D - as applicable): ☑

## 9. Declaration

I/we hereby apply for planning permission/consent as described in this form and the accompanying plans/drawings and additional information.

Signed - Applicant:

Or signed - [redacted]

Date (DD/MM/YYYY): 16/7/18 (date cannot be pre-application)

## 10. Applicant Contact Details

Telephone numbers

| Country code: | National number: | Extension number: |
|---|---|---|
| | | |

Country code: Mobile number (optional):

[redacted]

Country code: Fax number (optional):

Email address (optional):

## 11. Agent Contact Details

Telephone numbers

| C | | Extension number: |
|---|---|---|
| | | |

Mel Humphrey
MRICS MBEng
39 Northease Drive
Hove, East Sussex BN3 8PQ
Mobile: 07701 055182
Email: mel_humphrey_uk@yahoo.co.uk

Email address (optional):

## 12. Site Visit

Can the site be seen from a public road, public footpath, bridleway or other public land? ☑ Yes ☐ No

If the planning authority needs to make an appointment to carry out a site visit, whom should they contact? *(Please select only one)* ☐ Agent ☑ Applicant ☐ Other (if different from the agent/applicant's details)

If Other has been selected, please provide:

Contact name: Telephone number:

Email address:

# 76 Overhill Southwich

Views from existing loggia, inside & out







SUTTON DISTRICT COUNCIL
PLANNING DIVISION
PLAN NO. B/6578/08
DATE 08 DEC 2008

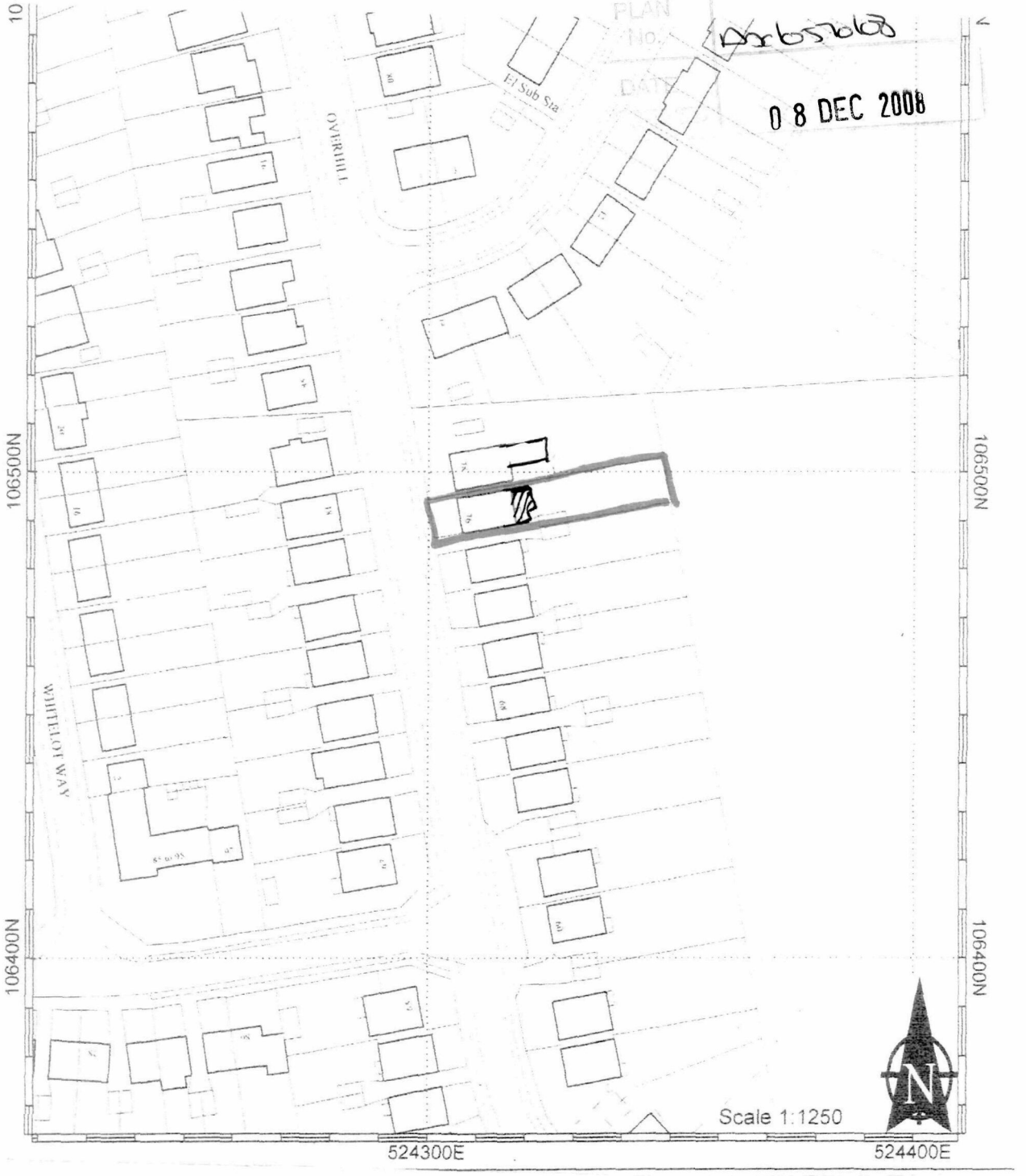


76 Overhill Southwick

Mel Humphrey
MRICS MBEng
39 Northease Drive
Hove, East Sussex BN3 8PQ
Mobile: 07701 055182
Email: mel_humphrey_uk@yahoo.co.uk

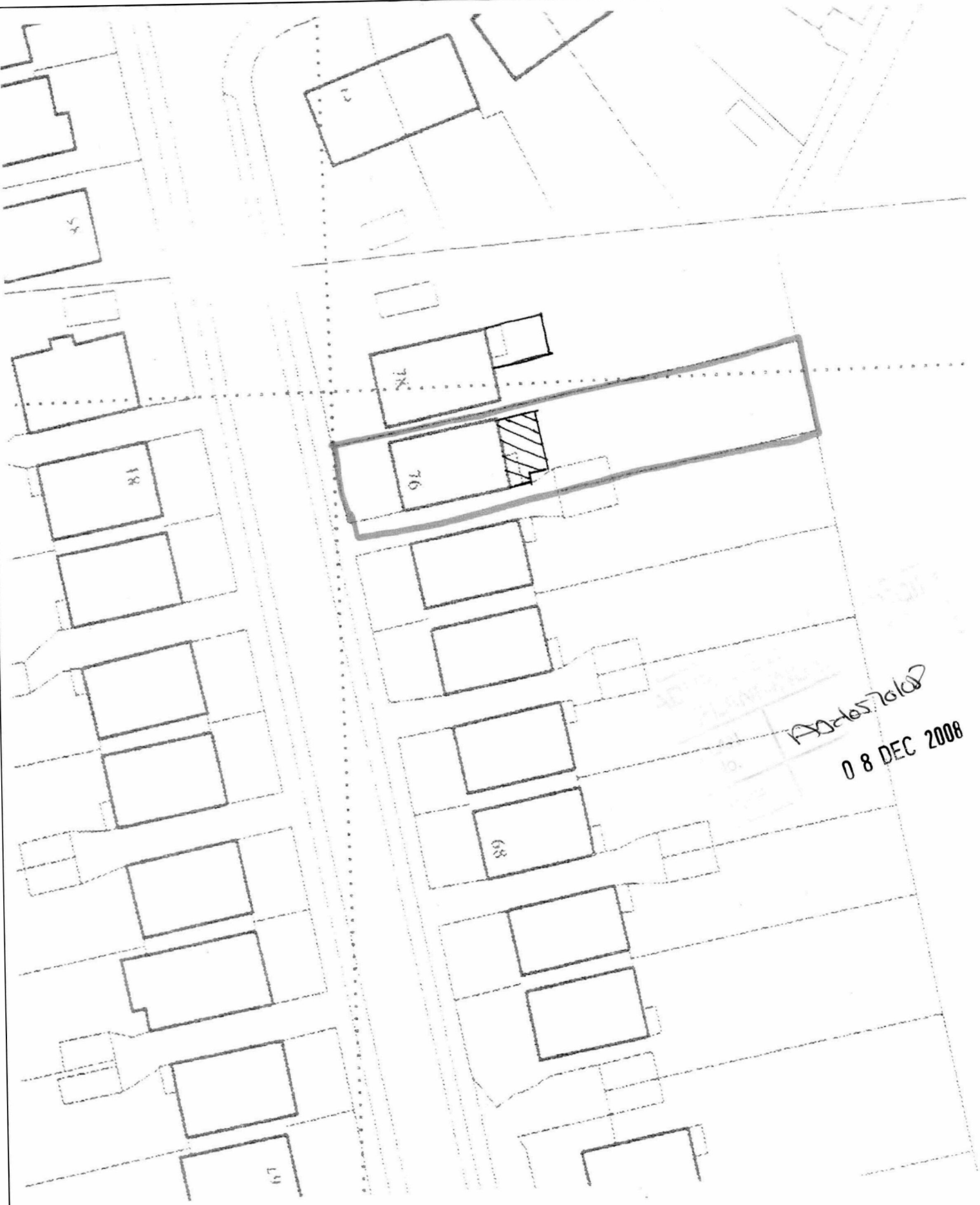


0 8 DEC 2008

76 Overhill Southwick 1:500.

Mel Humphrey
MRICS MBEng
39 Northease Drive
Hove, East Sussex BN3 8PQ
Mobile: 07701 055182
Email: mel_humphrey_uk@yahoo.co.uk

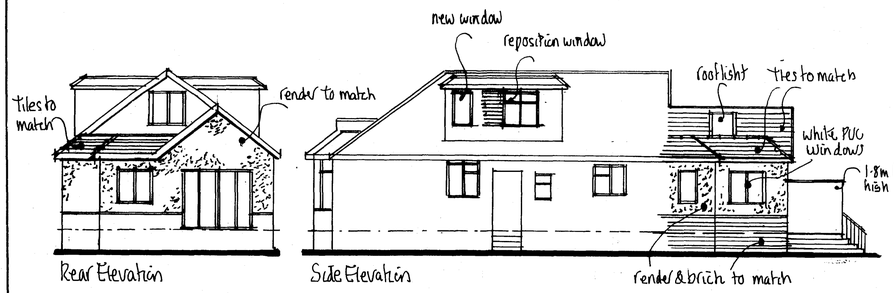


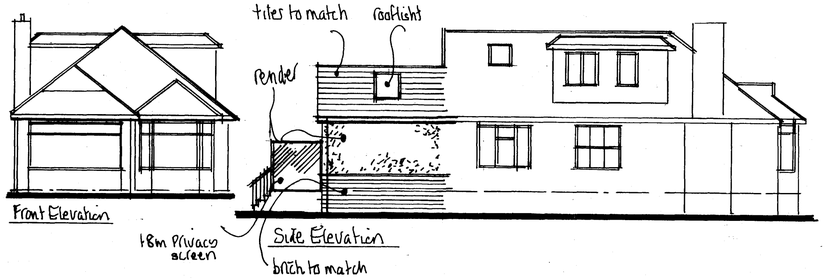


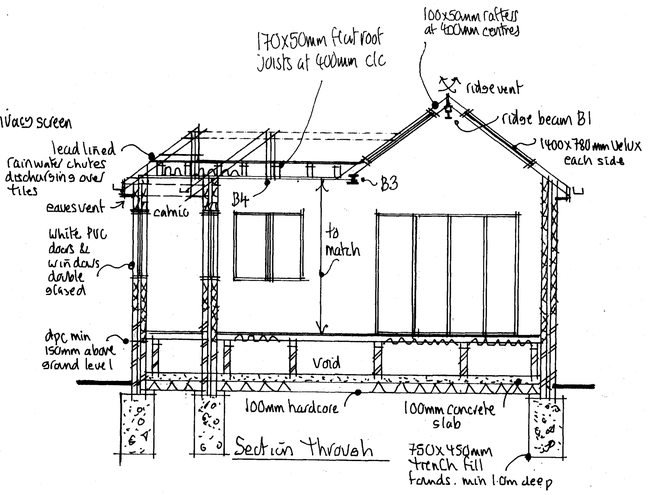


## Ground Floor Plan

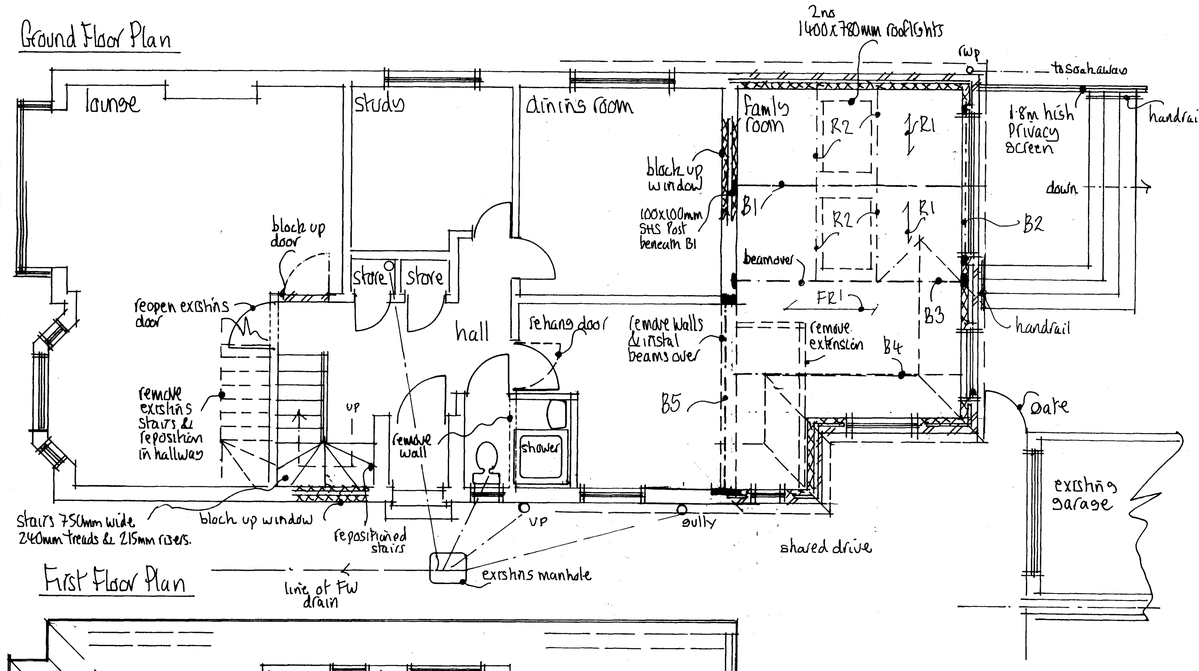


## First Floor Plan

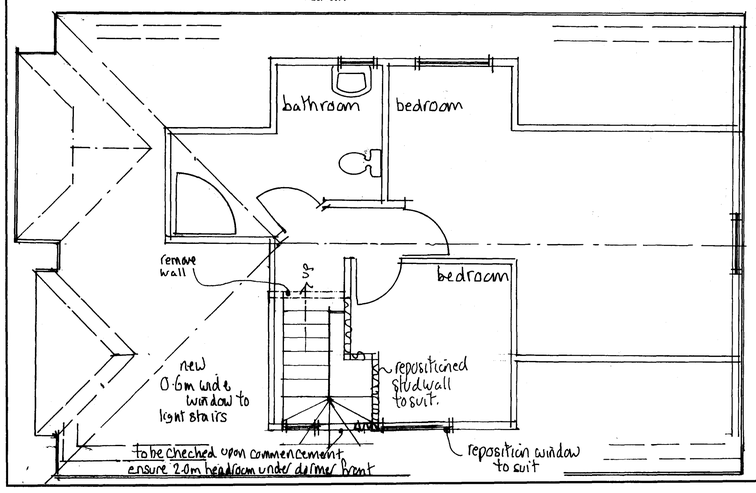


## Beam Details

Rafters R1 to be 100x50mm at 400mm centres.
Rafters R2 to be 2no 100x50mm timbers.
FR1 (flatroof joists) to be 170x50mm at 400mm centres.
Beam B1 to be 152x89x16UB bearing onto eng brick padstone.
Beam B2 to be 152x89x16UB with a 10mm thick Plate stitch welded to bottom flange to support outer leaf.
To be galvanised or
Catnic equivalent.
Beam B3 to be 152x89x16UB bearing onto eng brick padstone.
Beam B4 to be 2no 200x50mm timbers
Beam B5 to be 203x102x23 UB bearing onto 225x100x12mm bearing plate.

## Building Regulation Notes for Extension at 76 Overhill Southwick

The property owner is reminded of the requirement to serve a Party Structure Notice on any adjoining owner should they need to do so under the requirements of the Party Wall Act 1996. Any parts of structure covered over or inaccessible have not been inspected and no responsibility is accepted for these areas including underground.

Foundations
Trench fill 750mm x 450mm trench fill foundations (1:2:4 concrete mix). All foundations to be minimum 1.0m below ground level at least to drain invert with the exact depth to suit site conditions.

External Walls
Cavity walls to be render to match existing, 85mm cavity with 85mm Rockwool insulation cavity batts, inner leaf 100mm Thermalite or equal and approved blockwork min 3.5 N/mm². All walls constructed using 1:1:6 mortars or 1:5 masonry cement mortars. Finished with 13mm lightweight plaster internally. Render to be 2 coats of 10mm each of nominal mix of 1:1:6. Provide cavity tray and horizontal strip polymer (hyload) damp proof course in each leaf of new walls min 150mm above adjacent ground level in external leaf. DPC to be lapped with existing wall DPC and with floor DPM. Vertical DPC to be installed at all reveals where cavity is closed. Block work below ground level to be Class a dense concrete or alternatively semi engineering brickwork. Cavities below ground level to be filled with lean mix concrete up to ground lewel and min 225mm below damp proof course. Ensure that at all openings no cold bridging occurs by using a proprietary system such as Thermabate Closers, or similar approved. All walls constructed with stainless steel wall ties built in at 450mm centres vertically and 750mm centres horizontally in staggered rows. Doubled up at corners and reveals. Cavities closed at eaves level with slate and to be continuous. All external walls running parallel to roof to be restrained at roof level using 1000 x 30 x 5mm galvanised mild steel horizontal restraint straps built into walls at max 1200 centres and screw fixed to joists. Weep holes to be provided adjacent to ground level and over openings/cavity trays etc every third perpendicular Catnic or similar approved lintels to be used over door and window openings with min 150mm bearings. Beam to be encased in 12.5mm Fireline board to afford ½ hours fire resistance.

Pitched Roof
To be warm roolf construction Timber roof structures to be fixed in accordance with BS Codes of Practice no CP3 and CP112. Tiles to match existing on 25 x 38mm sw treated battens on type 1F breathable sarking felt to BS747 on 50 x 38mm treated counter battens, 2 layers of Celotex insulation 80 + 40 Celotex tuff R Zero GA 3000zc on top of 150mm x 50mm SC3 grade rafters at max 400mm centres. Rafters and the 100mm x 50mm wall plate strapped down to walls using 1000 x 30 x 5mm mild steel straps at 1.2m centres. 12.5mm plasterboard skeilings. All joists to be lapped and taped. Double up rafters either side of roof lights. Rooff lights to be 1400 x 780mm. Double up rafters each side of roof lights. Provide1000 x 30 x 5mm mild steel straps at 1.2m centres to strap rafters to walls.

Flat Roof
Timber roof structures to be fixed in accordance with BS Codes of Practice no CP3 and CP112 Flat roof covered with 3 layers built up felt to BS747 finished with 12.5mm chippings bedded in bitumen. All felt work and detailing to be in accordance with CP144. 18mm WBP plywood decking on sw firrings to give min 1 in 40 fall across the roof to 100mm deep flow gutters, 50mm x 50mm counter battens to ensure adequate cross ventilation of roof void. , and SC3 grade sw joists (size and centres as shown on plan). Ceiling lined with 1000 gauge polythene vapour barrier over 130mm Celotex insulation in between joists and 30mm Celotex under before fixing 12.5mm plasterboard finished to client's approval. Flat roof to be ventilated at eaves by setting ex 25mm sw fascia min 25mm from face of wall with insect mesh backing opening to form continuous ventilation strip along full length of eaves on the front and rear sides. 100mm x 50mm wall plate strapped down to walls using 1000 x 30 x 5mm mild steel straps at 1.2m centres.

Pitched Roof
Tiles to match existing on 25 x 38mm sw treated battens on type 1F breathable sarking felt to BS747 on SC3 grade rafters at max 400mm centres.

Ground Floor
Suspended floor to be 22mm flooring grade T & G chipboard to BS 5669 type 11/111 decking on 100 x 50mm treated floor joists at 400mm centres bearing onto honey combed brick sleeper walls with solid strutting at mid span insulated with 100mm Celotex, supported on chicken wire between the joists, 75mm minimum air space between concrete and u/side of wall plates and 150mm air gap between concrete and underside of the floor joists. Suspended floor ventilation to be provided in external walls to provide cross ventilation of 1500mm² minimum per metre run of wall with 225mm x 75mm airbricks . 1.5m centres.

Ventilation
Provide open ablle ventilation area of not less than 1/20th of the floor area of the rooms, which they serve, all fitted with a minimum 8000mm² trickle ventilator. All glazing in those critical locations to be of toughened or laminated safety glass in accordance with clause 5.3, BS6206. Kitchen to be provided with an extract fan capable of extracting not less than 60 litres per second (or 30 litres per second if fitted within a cooker hood) which may be operated intermittently and ducted to external air. Mechanical vent to be ducted to the outside and to include cowl and all necessary weathering. All new windows to be double-glazed, Timber with 16mm air gap and a "soft" low-E coating. Shower room to be provided with an extract fan capable of extracting not less than 15 litres per second, operated intermittently and ducted to external air. Mechanical went to be ducted to the outside and to include cowl and all necessary weathering.

Foul water drainage
Shower and basim common waste to discharge into adjacent gully discharging below grating level. All fittings to be provided with trapped waste pipes as follows: Sink, shower & baths - 40mm diameter Wash hand basin 32mm diameter WC - 100mm diameter Common waste pipes to be 50mm diameter. All traps to be 75mm deep seal & all waste pipes are to be fitted with rodding access on tight bends. Common wastes or runs in excess of 1.7m long are to be fitted with anti-syphonic traps.

Surface Water
Rainwater to 100m half round PVC gutter laid to falls to new 65mm down pipes to discharge onto existing surface water drains and also to new soakaway. New soak away min 5m away from any building to be 1.5 m³ below invert of drain, filled with hardcore and covered with 50mm lean mix concrete on 1000-gauge polythene. Drain to be 100mm diameter UPVC laid to min fall of 1 in 40, bedded and surrounded in pea beach.

Electrical
All electrical work required to meet the requirements of Part P (Electrical Safety) must be designed, installed, inspected and tested by a person competent to do so. Prior to completion the Council should be satisfied that Partt P has been complied with. This may require an appropriate BS 7671 electrical installation certificate to be issued for the work by a person competent to do so.
New room to be: capable to support energy efficient fitting, capable of only accepting lamps having a luminous efficacy greater than 40 lumens per circuit watt at a rate of 1 per 25m² of floor area or 1 per 4 fixed light fittings.

Stairs
Standard timber staircase with rise, going, width and layout as shown on plan. Pitch 42 degrees maximum. Openings in vertical balustrades not to exceed 100mm. Minimum handrail height for stairs and landing to be 900mm. Hamdrail to be continuous top to bottom of flight, with no finger traps. Minimum headroom over pitch of staircase to be 2000mm, measured vertically above the pitch line. Minimum going at newel posts to be 50mm. ALL DIMENSIONS TO BE CHECKED ON SITE PRIOR TO MANUFACTURIE
New external steps to have a maximum pitch of 42 degrees with a minimum going of 220mm and a maximum rise off 196mm. Handrail and guarding to be 900mm above pitch of stairs and patio with vertical balustrading at maximum 100mm centres.

Received
08 DEC 2008

**Mel Humphrey**
MRICS MBEng
39 Northease Drive
Hove East Sussex BN3 8PQ
RICS
Mobile: 07701 055182
Email: mel_humphrey_uk@yahoo.co.uk

Drawing Title: Extension & Alterations @ 76 Overhill Southwich
Scale: 1:50, 1:100
Date: March 08
Drawn by: [redacted]
Drg No.
Rev.