1. All dimensions are to be checked on site prior to the commencement of the project. Any discrepancy must be reported to the construction administrator / designer
2. Figured dimensions only do not scale
3. This drawing must be read in conjunction with all other drawings / specifications / details for this project
4. Contractor must ensure they have the latest issued drawings / details prior to commencing work
5. All new work to conform to the local authority requirements / Building Regulation Approval.Workmanship and standards to comply to the relevant British Standards and current Codes of Pratice

© copyright rda1 2022



EXISTING NORTH ELEVATION



EXISTING SOUTH ELEVATION

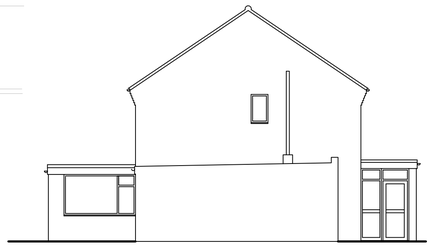

EXISTING EAST ELEVATION



PROPOSED NORTH ELEVATION



PROPOSED SOUTH ELEVATION

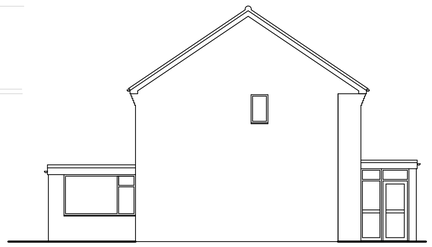

PROPOSED EAST ELEVATION

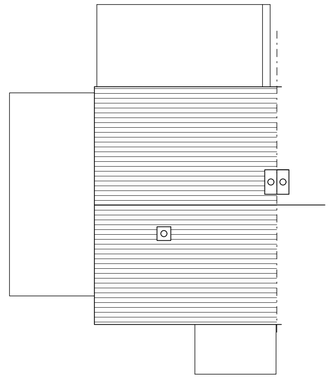

EXISTING ROOF PLAN

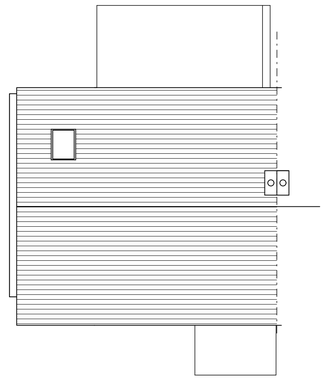

PROPOSED ROOF PLAN

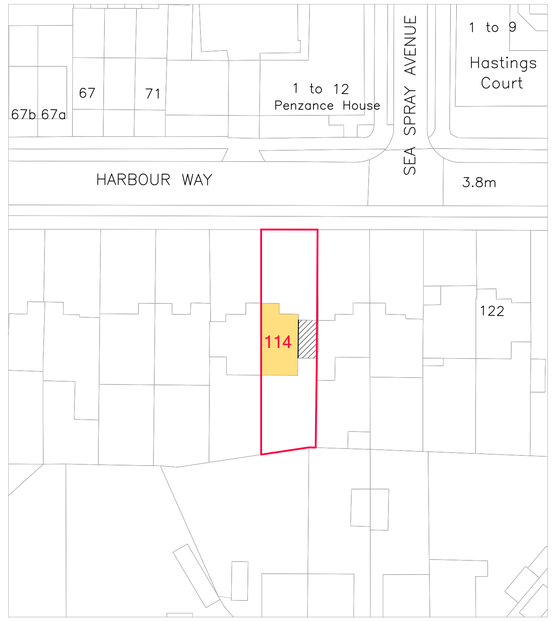

SITE PLAN Scale 1:500

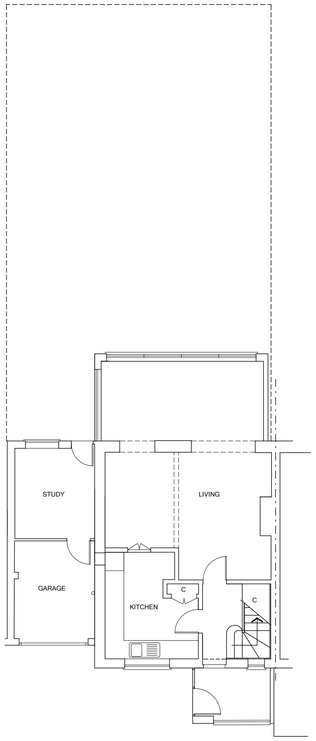

EXISTING GROUND FLOOR PLAN

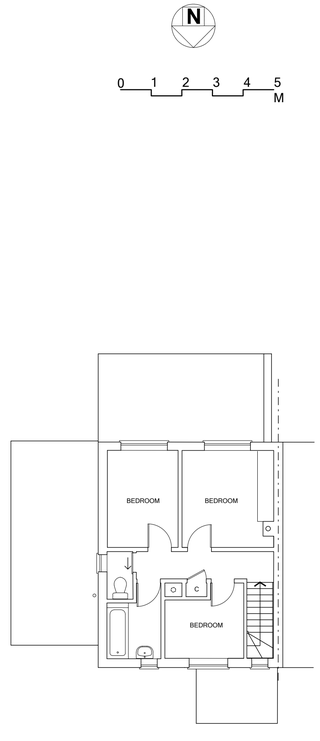

EXISTING FIRST FLOOR PLAN

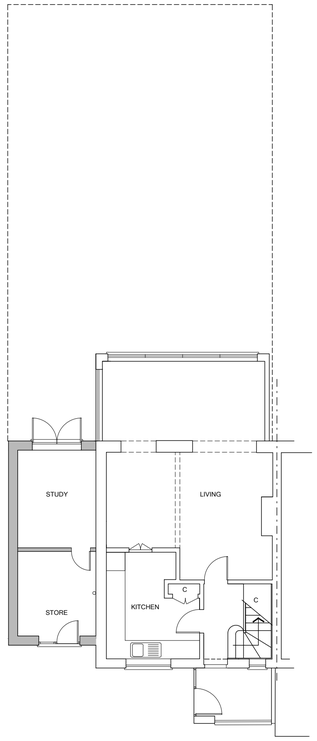

PROPOSED GROUND FLOOR PLAN

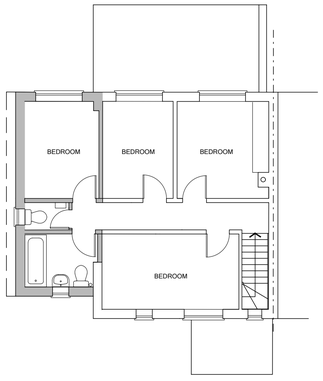

PROPOSED FIRST FLOOR PLAN

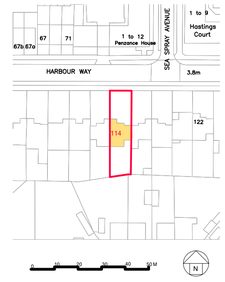

LOCATION PLAN Scale 1:1250

rda1
info@rda1.co.uk.
tel: 07989 399425
www.rda1.co.uk

Title:	MR C SNOWDON 114 HARBOUR WAY, SHOREHAM BY SEA
Drawing:	EXISTING & PROPOSED ELEVATIONS EXISTING & PROPOSED GROUND, FIRST & ROOF PLANS, LOCATION & SITE PLAN
Scale:	1:100, 1:500, 1:1250 @A1
Date:	FEBRUARY 2022
Drawn by:	rd
Dwg No:	(10)200
Amendment:	