

Existing South Elevation
Scale: 1:100

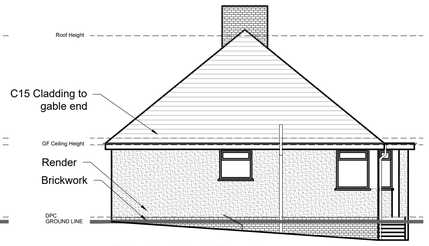

Existing West Elevation
Scale: 1:100

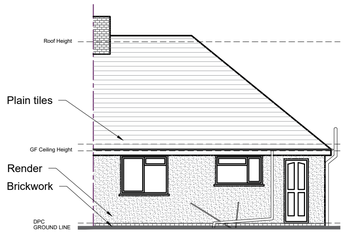

Existing North Elevation
Scale: 1:100

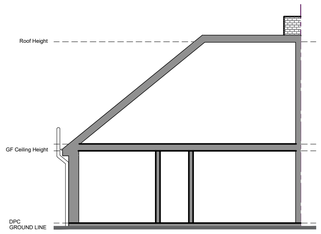

Existing South Elevation/Section B-B
Scale: 1:100

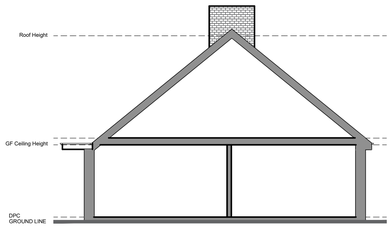

Existing East Elevation/Section A-A
Scale: 1:100

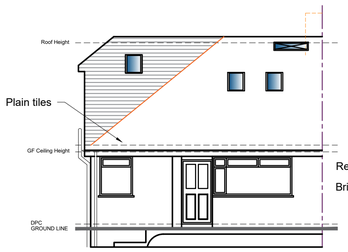

Proposed South Elevation
Scale: 1:100

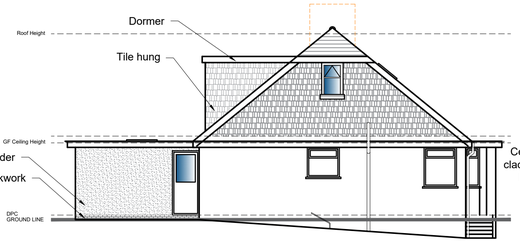

Proposed West Elevation
Scale: 1:100

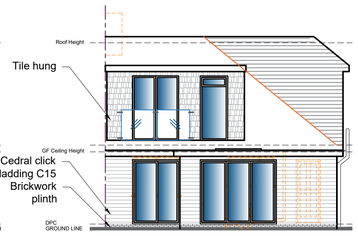

Proposed North Elevation
Scale: 1:100

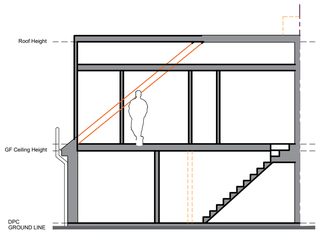

Proposed South Elevation/Section B-B
Scale: 1:100

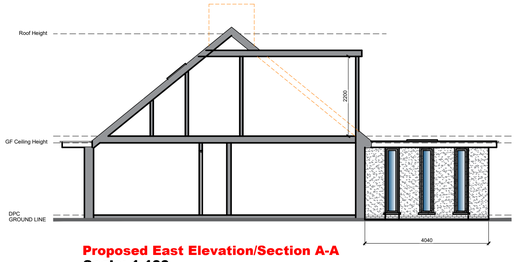

Proposed East Elevation/Section A-A
Scale: 1:100



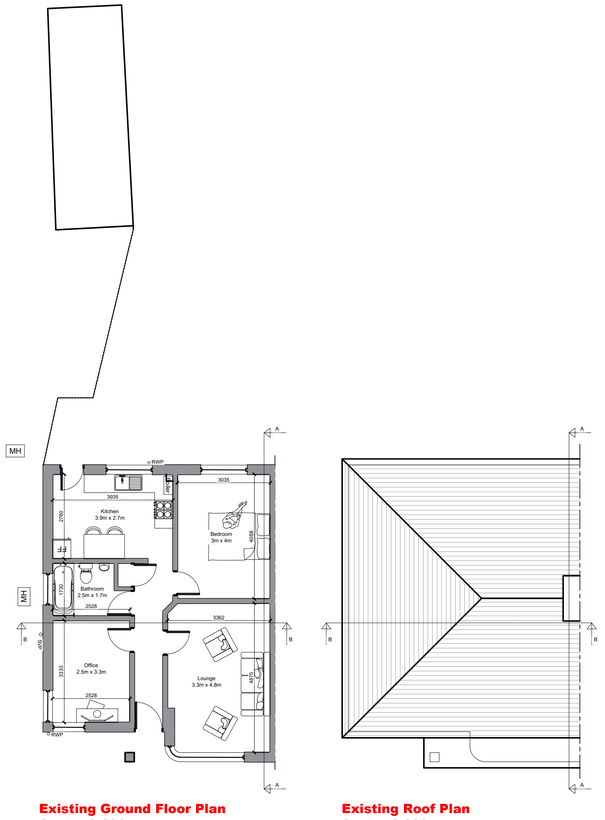

Existing Ground Floor Plan
Scale: 1:100

Existing Roof Plan
Scale: 1:100

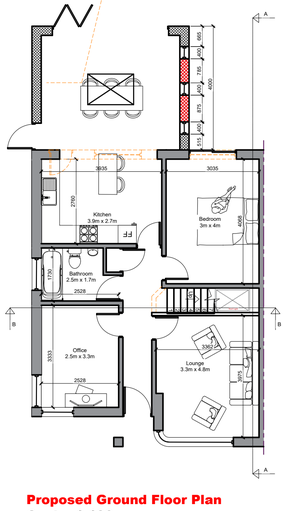

Proposed Ground Floor Plan
Scale: 1:100

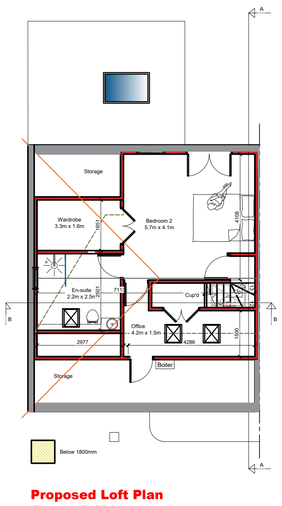

Proposed Loft Plan
Scale: 1:100

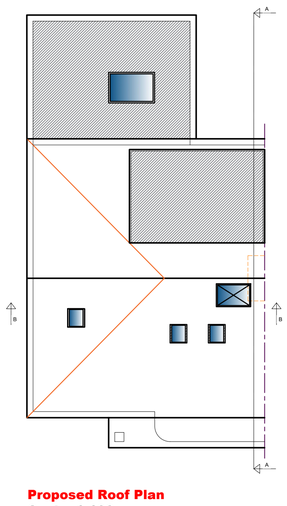

Proposed Roof Plan
Scale: 1:100



Location Plan
Scale: 1:1250

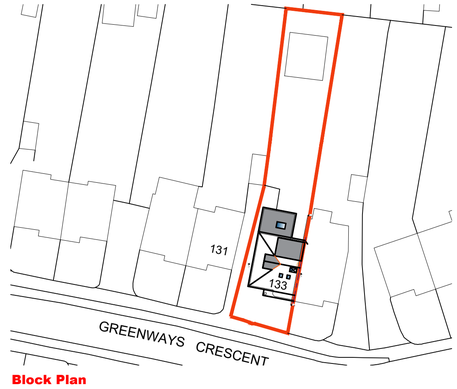

Block Plan
Scale: 1:500

FOR APPROVAL

METERS @ 1:50 | METERS @ 1:100 | METERS @ 1:200 | METERS @ 1:500 | METERS @ 1:1250

NOTE:

This drawing is to be read in conjunction with the Construction Notes and Structural Engineer's details.

The Contractor is responsible for all setting out and must check levels and dimensions on site before ordering materials or commencing work.

Refer to written dimensions only. Do not scale from drawings, except for the purposes of Planning assessment.

The Architect is to be immediately notified of any omissions or discrepancies.

Building work should not commence until all statutory approvals have been granted, i.e. Planning, Building Control, etc.

If a public sewer is discovered, consent to 'Build-over/Close-to' may be required from the Water Authority.

PARTY WALLS:

Work to Party Walls (including insertion of flashings, beam bearings, etc) are subject to Party Wall agreements with neighbours and are to be arranged by the Client in accordance with the Party Wall Act (i.e. Providing two months written notice)

- Below ground drainage - Surface Water
- Below ground drainage - Foul Water
- Discharge pipes
- Existing structure
- Proposed structure
- Removed structure
- Section line (A)

Revision	Date:	Details:	Initials:
C	23/05/2022	Planning Amendments	DLS
B	06/05/2022	Planning Amendments	DLS
A	24/03/2022	Planning Amendments	DLS

These drawings and designs are the property of Shear Architectural Design Ltd and must not be copied, retained, or used without prior written consent. © Copyright

SHEAR ARCHITECTURAL
CREATE INSPIRE ENHANCE

Unit 6 Riverside Business Centre,
Brighton Road,
Shoreham-by-Sea
BN43 6RE

07881 656512
info@sheararchitecturaldesign.co.uk
www.sheararchitecturaldesign.co.uk

PROJECT:
133 Greenways Crescent
Shoreham-by-Sea
BN43 6HB
West Sussex

DRAWING TITLE:
Rear Extension

NORTH

DATE:	18/02/2022
SCALE:	Various @ A1
DRAWN:	SC
CHECKED:	DS
SHEET	OF

PROJECT NUMBER:	DRAWING NUMBER:	REVISION:
22/03	PL1	C