

TYPE A

'DOORS OF DISTINCTION' OR SIMILAR: STYLE AS SHOWN

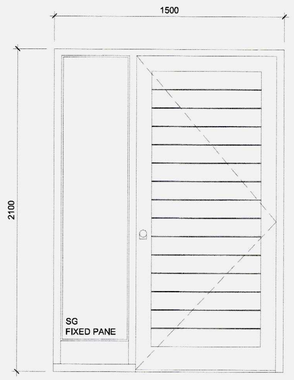

TYPE B

'DOORS OF DISTINCTION' OR SIMILAR: STYLE AS SHOWN

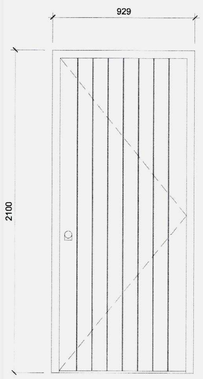

TYPE C

'DOORS OF DISTINCTION' OR SIMILAR: STYLE AS SHOWN



TYPE D

'DOORS OF DISTINCTION' OR SIMILAR: STYLE AS SHOWN

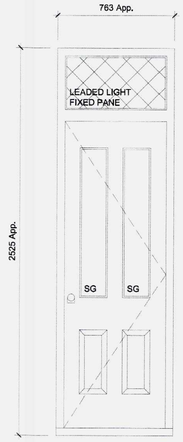

TYPE E

'DOORS OF DISTINCTION' OR SIMILAR: STYLE TO REPLICATE EXISTING

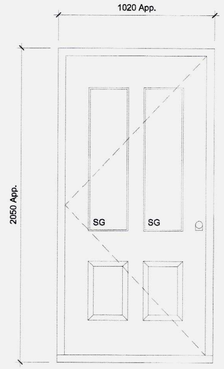

TYPE F

'DOORS OF DISTINCTION' OR SIMILAR: STYLE TO REPLICATE EXISTING



TYPE G

'DOORS OF DISTINCTION' OR SIMILAR: STYLE AS SHOWN

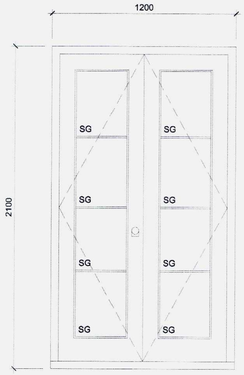

TYPE H

'DOORS OF DISTINCTION' OR SIMILAR: STYLE AS SHOWN

CDM 2007 Health & Safety Information

This information relates only to 'Significant Hazards' Identified on this drawing and is to be read in conjunction with the Designer's Risk Assessment Register.

DOORS

Notes:

- Lintel lengths as indicated are to be confirmed and to structural engineers details and manufacturers recommendations.
- All saftey glazing to comply with Approved Document Part K.
- Internal doors to entrance / principal storey to comply with Approved Document Part M Section 7.5 & table 1 for circulation requirements.
- All doors must carry the CE mark in line with Regulation 7 Building Regulations 2010.

FOR LINTEL REFERENCES, REFER TO MANUFACTURERS SCHEDULE

ADUR & WORTHING
PLANNING SERVICES
PLAN AWDM/1011033/FUL
DATE 21 OCT 2013

DOORS

BF Denotes Bi-Fold doors

M Modified to suit opening

FOR LINTEL REFERENCES, REFER TO MANUFACTURERS SCHEDULE

NOTES TO DOOR SCHEDULE:
1. All safety glazing to comply with Approved Document Part N1 Section 1.1 to 1.6 & Diagram 1 for glazing to critical locations.
2. All cills to doors to be sized to ensure adequate provision for weather drip.
3. Principal Entrance Doors to comply with Approved Document Part M2 Section 6 for means of access.
4. Internal Doors to entrance / principal storey to comply with Approved Document Part M2 Section 7.5 & Table 1 for circulation requirements.

EXTERNAL DOOR TYPES:

1:20



TYPE 1

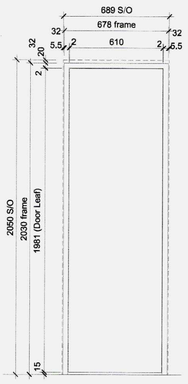

TYPE 2

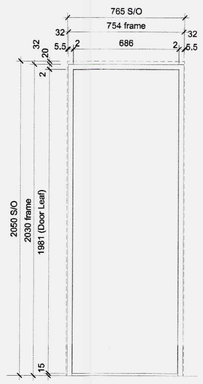

TYPE 3

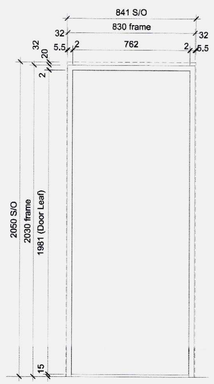

TYPE 4

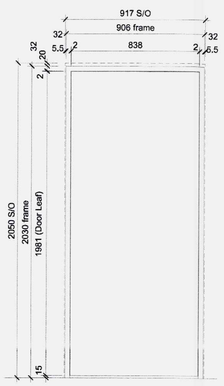

TYPE 5

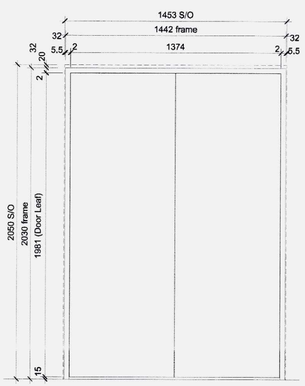

TYPE 6

INTERNAL DOOR TYPES:

1:20

INTERNAL DOOR SCHEDULE

UNIT 1

DOOR REF.	LOCATION	STRUCTURAL OPENING - WxD (mm)	WALL TYPE	LINTEL - Subject to Structural Engineers checking & approval for loadings.	OVERALL LENGTH (mm)	DOOR LEAF	SAFETY GLASS	DOOR TYPES	FIRE DOOR	COMMENTS
D1	BEDROOM 1	917 x 2050	METAL STUD	NO	-	838 x 1981	-	5	NO	-
D2	EN-SUITE	841 x 2050	METAL STUD	NO	-	762 x 1981	-	4	NO	-
D3	BATHROOM	917 x 2050	METAL STUD	NO	-	838 x 1981	-	5	NO	-
D4	BEDROOM 2	917 x 2050	METAL STUD	NO	-	838 x 1981	-	5	NO	-
D5	LIVING	917 x 2050	BLOCK WORK	YES	1350	838 x 1981	-	5	NO	-
D6	DINING	917 x 2050	METAL STUD	NO	-	838 x 1981	-	5	NO	-
D7	LIVING / DINING	1453 x 2050	BLOCK WORK	YES - SEPARATING WALL	1800	2No 886 x 1981	-	6	NO	1 PAIR OF DOORS - REBATED MEETING STYLES

INTERNAL DOOR SCHEDULE

UNIT 2

DOOR REF.	LOCATION	STRUCTURAL OPENING - WxD (mm)	WALL TYPE	LINTEL - Subject to Structural Engineers checking & approval for loadings.	OVERALL LENGTH (mm)	DOOR LEAF	SAFETY GLASS	DOOR TYPES	FIRE DOOR	COMMENTS
D1	BEDROOM 1	917 x 2050	METAL STUD	NO	-	838 x 1981	-	5	NO	-
D2	EN-SUITE	841 x 2050	METAL STUD	NO	-	762 x 1981	-	4	NO	-
D3	BEDROOM 3	917 x 2050	METAL STUD	NO	-	838 x 1981	-	5	NO	-
D4	BATHROOM	917 x 2050	METAL STUD	NO	-	838 x 1981	-	5	NO	-
D5	KITCHEN / DINING	917 x 2050	METAL STUD	NO	-	838 x 1981	-	5	NO	-
D6	LIVING	917 x 2050	BLOCK WORK	YES	1350	838 x 1981	-	5	NO	-
D7	BEDROOM 2	917 x 2050	METAL STUD	NO	-	838 x 1981	-	5	NO	-
D8	LIVING / DINING	1453 x 2050	BLOCK WORK	YES - SEPARATING WALL	1800	2No 886 x 1981	-	6	NO	1 PAIR OF DOORS - REBATED MEETING STYLES

INTERNAL DOOR SCHEDULE

UNIT 3

DOOR REF.	LOCATION	STRUCTURAL OPENING - WxD (mm)	WALL TYPE	LINTEL - Subject to Structural Engineers checking & approval for loadings.	OVERALL LENGTH (mm)	DOOR LEAF	SAFETY GLASS	DOOR TYPES	FIRE DOOR	COMMENTS
D1	TOILET	917 x 2050	METAL STUD	NO	-	838 x 1981	-	5	NO	-

INTERNAL DOOR SCHEDULE

UNIT 4

DOOR REF.	LOCATION	STRUCTURAL OPENING - WxD (mm)	WALL TYPE	LINTEL - Subject to Structural Engineers checking & approval for loadings.	OVERALL LENGTH (mm)	DOOR LEAF	SAFETY GLASS	DOOR TYPE	FIRE DOOR	COMMENTS
D1	LIVING / DINING	917 x 2050	METAL STUD	NO	-	838 x 1981	-	5	YES	DOOR FITTED WITH SMOKE SEAL
D2	WC	917 x 2050	METAL STUD	NO	-	838 x 1981	-	5	NO	-
D3	BEDROOM 1	841 x 2050	METAL STUD	NO	-	762 x 1981	-	4	YES	DOOR FITTED WITH SMOKE SEAL
D4	BEDROOM 2	841 x 2050	METAL STUD	NO	-	762 x 1981	-	4	YES	DOOR FITTED WITH SMOKE SEAL
D5	BATHROOM	841 x 2050	METAL STUD	NO	-	762 x 1981	-	4	NO	-
D6	CUPBOARD	612 x 2050	METAL STUD	NO	-	533 x 1981	-	1	YES	-
D7	EN-SUITE	841 x 2050	METAL STUD	NO	-	762 x 1981	-	4	NO	-
D8	CUPBOARD	612 x 2050	METAL STUD	NO	-	533 x 1981	-	1	YES	-

INTERNAL DOOR SCHEDULE

UNIT 5

DOOR REF.	LOCATION	STRUCTURAL OPENING - WxD (mm)	WALL TYPE	LINTEL - Subject to Structural Engineers checking & approval for loadings.	OVERALL LENGTH (mm)	DOOR LEAF	SAFETY GLASS	DOOR TYPE	FIRE DOOR	COMMENTS
D1	LIVING / DINING	917 x 2050	METAL STUD	NO	-	838 x 1981	-	5	YES	DOOR FITTED WITH SMOKE SEAL
D2	WC	917 x 2050	METAL STUD	NO	-	838 x 1981	-	5	NO	-
D3	BEDROOM 1	841 x 2050	METAL STUD	NO	-	762 x 1981	-	4	YES	DOOR FITTED WITH SMOKE SEAL
D4	BEDROOM 2	841 x 2050	METAL STUD	NO	-	762 x 1981	-	4	YES	DOOR FITTED WITH SMOKE SEAL
D5	BATHROOM	841 x 2050	METAL STUD	NO	-	762 x 1981	-	4	NO	-
D6	CUPBOARD	612 x 2050	METAL STUD	NO	-	533 x 1981	-	1	YES	-
D7	EN-SUITE	841 x 2050	METAL STUD	NO	-	762 x 1981	-	4	NO	-
D8	CUPBOARD	612 x 2050	METAL STUD	NO	-	533 x 1981	-	1	YES	-

INTERNAL DOOR SCHEDULE

UNIT 6

DOOR REF.	LOCATION	STRUCTURAL OPENING - WxD (mm)	WALL TYPE	LINTEL - Subject to Structural Engineers checking & approval for loadings.	OVERALL LENGTH (mm)	DOOR LEAF	SAFETY GLASS	DOOR TYPE	FIRE DOOR	COMMENTS
D1	LIVING / DINING	917 x 2050	METAL STUD	NO	-	838 x 1981	-	5	YES	DOOR FITTED WITH SMOKE SEAL
D2	WC	917 x 2050	METAL STUD	NO	-	838 x 1981	-	5	NO	-
D3	BEDROOM 1	841 x 2050	METAL STUD	NO	-	762 x 1981	-	4	YES	DOOR FITTED WITH SMOKE SEAL
D4	BEDROOM 2	841x 2050	METAL STUD	NO	-	762 x 1981	-	4	YES	DOOR FITTED WITH SMOKE SEAL
D5	BATHROOM	841 x 2050	METAL STUD	NO	-	762 x 1981	-	4	NO	-

INTERNAL DOOR SCHEDULE

UNIT 7

DOOR REF.	LOCATION	STRUCTURAL OPENING - WxD (mm)	WALL TYPE	LINTEL - Subject to Structural Engineers checking & approval for loadings.	OVERALL LENGTH (mm)	DOOR LEAF	SAFETY GLASS	DOOR TYPE	FIRE DOOR	COMMENTS
D1	LIVING / DINING	917 x 2050	METAL STUD	NO	-	838 x 1981	-	5	YES	DOOR FITTED WITH SMOKE SEAL
D2	WC	917 x 2050	METAL STUD	NO	-	838 x 1981	-	5	NO	-
D3	BEDROOM 1	841 x 2050	METAL STUD	NO	-	762 x 1981	-	4	YES	DOOR FITTED WITH SMOKE SEAL
D4	BEDROOM 2	841 x 2050	METAL STUD	NO	-	762 x 1981	-	4	YES	DOOR FITTED WITH SMOKE SEAL
D5	BATHROOM	841 x 2050	METAL STUD	NO	-	762 x 1981	-	4	NO	-

INTERNAL DOOR SCHEDULE

UNIT 8

DOOR REF.	LOCATION	STRUCTURAL OPENING - WxD (mm)	WALL TYPE	LINTEL - Subject to Structural Engineers checking & approval for loadings.	OVERALL LENGTH (mm)	DOOR LEAF	SAFETY GLASS	DOOR TYPE	FIRE DOOR	COMMENTS
D1	LIVING / DINING	917 x 2050	METAL STUD	NO	-	838 x 1981	-	5	YES	DOOR FITTED WITH SMOKE SEAL
D2	WC	917 x 2050	METAL STUD	NO	-	838 x 1981	-	5	NO	-
D3	BEDROOM 1	841 x 2050	METAL STUD	NO	-	762 x 1981	-	4	YES	DOOR FITTED WITH SMOKE SEAL
D4	BEDROOM 2	841 x 2050	METAL STUD	NO	-	762 x 1981	-	4	YES	DOOR FITTED WITH SMOKE SEAL
D5	BATHROOM	841 x 2050	METAL STUD	NO	-	762 x 1981	-	4	NO	-

INTERNAL DOOR SCHEDULE

UNIT 9

DOOR REF.	LOCATION	STRUCTURAL OPENING - WxD (mm)	WALL TYPE	LINTEL - Subject to Structural Engineers checking & approval for loadings.	OVERALL LENGTH (mm)	DOOR LEAF	SAFETY GLASS	DOOR TYPE	FIRE DOOR	COMMENTS
D1	LIVING / DINING	917 x 2050	METAL STUD	NO	-	838 x 1981	-	5	YES	DOOR FITTED WITH SMOKE SEAL
D2	KITCHEN	917 x 2050	METAL STUD	NO	-	838 x 1981	-	5	YES	DOOR FITTED WITH SMOKE SEAL
D3	WC	917 x 2050	METAL STUD	NO	-	838 x 1981	-	5	NO	-
D4	BEDROOM 1	841 x 2050	METAL STUD	NO	-	762 x 1981	-	4	YES	DOOR FITTED WITH SMOKE SEAL
D5	BEDROOM 2	841 x 2050	METAL STUD	NO	-	762 x 1981	-	4	YES	DOOR FITTED WITH SMOKE SEAL
D6	BATHROOM	841 x 2050	METAL STUD	NO	-	762 x 1981	-	4	NO	-

INTERNAL DOOR SCHEDULE

UNIT 10

DOOR REF.	LOCATION	STRUCTURAL OPENING - WxD (mm)	WALL TYPE	LINTEL - Subject to Structural Engineers checking & approval for loadings.	OVERALL LENGTH (mm)	DOOR LEAF	SAFETY GLASS	DOOR TYPE	FIRE DOOR	COMMENTS
D1	LIVING / DINING	917 x 2050	METAL STUD	NO	-	838 x 1981	-	5	YES	DOOR FITTED WITH SMOKE SEAL
D2	WC	917 x 2050	METAL STUD	NO	-	838 x 1981	-	5	NO	-
D3	BEDROOM 1	841 x 2050	METAL STUD	NO	-	762 x 1981	-	4	YES	DOOR FITTED WITH SMOKE SEAL
D4	BEDROOM 2	841 x 2050	METAL STUD	NO	-	762 x 1981	-	4	YES	DOOR FITTED WITH SMOKE SEAL
D5	BATHROOM	841 x 2050	METAL STUD	NO	-	762 x 1981	-	4	NO	-
D6	CUPBOARD	765 x 2050	METAL STUD	NO	-	686 x 1981	-	3	YES	-
D7	CUPBOARD	689 x 2050	METAL STUD	NO	-	610 x 1981	-	2	YES	-

INTERNAL DOOR SCHEDULE

UNIT 11

DOOR REF.	LOCATION	STRUCTURAL OPENING - WxD (mm)	WALL TYPE	LINTEL - Subject to Structural Engineers checking & approval for loadings.	OVERALL LENGTH (mm)	DOOR LEAF	SAFETY GLASS	DOOR TYPE	FIRE DOOR	COMMENTS
D1	LIVING / DINING	917 x 2050	METAL STUD	NO	-	838 x 1981	-	5	YES	DOOR FITTED WITH SMOKE SEAL
D2	WC	917 x 2050	METAL STUD	NO	-	838 x 1981	-	5	NO	-
D3	BEDROOM 1	841 x 2050	METAL STUD	NO	-	762 x 1981	-	4	YES	DOOR FITTED WITH SMOKE SEAL
D4	BEDROOM 2	841 x 2050	METAL STUD	NO	-	762 x 1981	-	4	YES	DOOR FITTED WITH SMOKE SEAL
D5	BATHROOM	841 x 2050	METAL STUD	NO	-	762 x 1981	-	4	NO	-
D6	CUPBOARD	765 x 2050	METAL STUD	NO	-	686 x 1981	-	3	YES	-
D7	CUPBOARD	689 x 2050	METAL STUD	NO	-	610 x 1981	-	2	YES	-

INTERNAL DOOR SCHEDULE

EXISTING DWELLING

DOOR REF.	LOCATION	STRUCTURAL OPENING - WxD (mm)	WALL TYPE	LINTEL - Subject to Structural Engineers checking & approval for loadings.	OVERALL LENGTH (mm)	DOOR LEAF	SAFETY GLASS	DOOR TYPE	FIRE DOOR	COMMENTS
D1	WC	917 x 2050	METAL STUD	NO	-	838 x 1981	-	5	NO	-
D2	LIVING / DINING	917 x 2050	METAL STUD	NO	-	838 x 1981	-	5	NO	-
D3	HALL	917 x 2050	TBC - EXISTING	TBC	-	838 x 1981	-	5	YES	DOOR FITTED WITH SMOKE SEAL
D4	BEDROOM 1	TBC - EXISTING	TBC - EXISTING	TBC	-	TBC - EXIST.	-	TBC	YES	DOOR FITTED WITH SMOKE SEAL
D5	BEDROOM 2	841 x 2050	METAL STUD	NO	-	762 x 1981	-	4	YES	DOOR FITTED WITH SMOKE SEAL
D6	BATHROOM	841 x 2050	METAL STUD	NO	-	762 x 1981	-	4	NO	-

EXTERNAL DOOR SCHEDULE

DOOR REF.	LOCATION	STRUCTURAL OPENING - WxD (mm)	WALL TYPE	LINTEL - Subject to Structural Engineers checking & approval for loadings.	OVERALL LENGTH (mm)	DOOR LEAF	PART M THRESHOLD	SAFETY GLASS	DOOR TYPES	FIRE DOOR	SECURED BY DESIGN	COMMENTS
ED-1	ENTRANCE DOOR - UNIT 1	1010 x 2100	FACING BRICKWORK	YES - TYPE TO BE CONFIRMED	1350	914	YES	NO	A	NO	NO	BRICK SOLDIER TO HEAD
ED-2	ENTRANCE DOOR - UNIT 2	1010 x 2100	FACING BRICKWORK	YES - TYPE TO BE CONFIRMED	1350	914	YES	NO	A	NO	NO	BRICK SOLDIER TO HEAD
ED-3	ENTRANCE DOOR - SERVICES ROOM	929 x 2100	RENDER ON BLOCK	YES - TYPE TO BE CONFIRMED	1350	838	YES	NO	C	TBC	NO	-
ED-4	ENTRANCE DOOR - EXISTING DWELLING	1220 x 2050	RENDER ON EXIST.	TBC - EXISTING OPENING	-	AS EXIST.	NO	YES	F	NO	NO	EXISTING OPENING
ED-5	ENTRANCE DOOR - UNIT 3 : OFFICE	1500 x 2100	FACING BRICKWORK	YES - TYPE TO BE CONFIRMED	1800	914	YES	YES	B	NO	NO	INTEGRAL ADJACENT SIDE-LIGHT: BRICK SOLDIER TO HEAD
ED-6	ENTRANCE DOOR - COMMUNAL STAIR	1010 x 2100	FACING BRICKWORK	YES - TYPE TO BE CONFIRMED	1350	914	YES	NO	A	YES	NO	BRICK SOLDIER TO HEAD
ED-7	ENTRANCE DOOR - BIN & BIKE STORE	1810 x 2100	FACING BRICKWORK	YES - TYPE TO BE CONFIRMED	2250	2 No. 860	YES	NO	D	TBC	NO	1 PAIR DOORS WITH REBATED MEETING STYLES: BRICK SOLDIER TO HEAD
ED-8	GATE (ACCESS) - EXISTING DWELLING	860 x 2050	RENDER ON EXIST.	TBC - EXISTING OPENING	-	AS EXIST.	NO	NO	G	NO	NO	EXISTING OPENING
ED-9	ENTRANCE DOOR - EXISTING DWELLING	763 x 2525	RENDER ON EXIST.	TBC - EXISTING OPENING	-	AS EXIST.	NO	YES	E	NO	NO	EXISTING OPENING - INTEGRAL FAN LIGHT OVER
ED-10	ESCAPE DOOR - COMMUNAL STAIR	1010 x 2100	RENDER ON BLOCK	YES - TYPE TO BE CONFIRMED	1350	914	YES	NO	A	YES	NO	FIRE ESCAPE
ED-11	ENTRANCE DOOR - UNIT 4	1010 x 2100	RENDER ON BLOCK	YES - TYPE TO BE CONFIRMED	1350	914	YES	NO	A	NO	NO	-
ED-12	ENTRANCE DOOR - UNIT 5	1010 x 2100	RENDER ON BLOCK	YES - TYPE TO BE CONFIRMED	1350	914	YES	NO	A	NO	NO	-
ED-13	ENTRANCE DOOR - UNIT 6	1500 x 2100	RENDER ON BLOCK	YES - TYPE TO BE CONFIRMED	1800	914	YES	YES	B	NO	NO	INTEGRAL ADJACENT SIDE-LIGHT
ED-14	ENTRANCE DOOR - UNIT 7	1500 x 2100	RENDER ON BLOCK	YES - TYPE TO BE CONFIRMED	1800	914	YES	YES	B	NO	NO	INTEGRAL ADJACENT SIDE-LIGHT
ED-15	ENTRANCE DOOR - UNIT 8	1500 x 2100	RENDER ON BLOCK	YES - TYPE TO BE CONFIRMED	1800	914	YES	YES	B	NO	NO	INTEGRAL ADJACENT SIDE-LIGHT
ED-16	ENTRANCE DOOR - UNIT 9	1010 x 2100	RENDER ON BLOCK	YES - TYPE TO BE CONFIRMED	1350	914	YES	NO	A	NO	NO	-
ED-17	ENTRANCE DOOR - UNIT 11	1500 x 2100	RENDER ON BLOCK	YES - TYPE TO BE CONFIRMED	1800	914	YES	YES	B	NO	NO	INTEGRAL ADJACENT SIDE-LIGHT
ED-18	ENTRANCE DOOR - UNIT 10	1500 x 2100	RENDER ON BLOCK	YES - TYPE TO BE CONFIRMED	1800	914	YES	YES	B	NO	NO	INTEGRAL ADJACENT SIDE-LIGHT
ED-19	ENTRANCE DOOR - COMMUNAL STAIR	1010 x 2100	RENDER ON BLOCK	YES - TYPE TO BE CONFIRMED	1350	914	YES	NO	A	YES	NO	-
ED-20	FRENCH DOOR : LIVING/DINING - UNIT 4	1200 x 2100	RENDER ON BLOCK	YES - TYPE TO BE CONFIRMED	1500	2 No. 555 (TBC)	NO	YES	H	NO	NO	1 PAIR DOORS WITH REBATED MEETING STYLES.
ED-21	FRENCH DOOR : LIVING/DINING - UNIT 4	1200 x 2100	RENDER ON BLOCK	YES - TYPE TO BE CONFIRMED	1500	2 No. 555 (TBC)	NO	YES	H	NO	NO	1 PAIR DOORS WITH REBATED MEETING STYLES.
ED-22	FRENCH DOOR : LKITCHEN - UNIT 4	1200 x 2100	RENDER ON BLOCK	YES - TYPE TO BE CONFIRMED	1500	2 No. 555 (TBC)	NO	YES	H	NO	NO	1 PAIR DOORS WITH REBATED MEETING STYLES.
ED-23	FRENCH DOOR : LKITCHEN - UNIT 5	1200 x 2100	RENDER ON BLOCK	YES - TYPE TO BE CONFIRMED	1500	2 No. 555 (TBC)	NO	YES	H	NO	NO	1 PAIR DOORS WITH REBATED MEETING STYLES.
ED-24	FRENCH DOOR : LIVING DINING - UNIT 5	1200 x 2100	RENDER ON BLOCK	YES - TYPE TO BE CONFIRMED	1500	2 No. 555 (TBC)	NO	YES	H	NO	NO	1 PAIR DOORS WITH REBATED MEETING STYLES.
ED-25	FRENCH DOOR : LIVING DINING - UNIT 5	1200 x 2100	RENDER ON BLOCK	YES - TYPE TO BE CONFIRMED	1500	2 No. 555 (TBC)	NO	YES	H	NO	NO	1 PAIR DOORS WITH REBATED MEETING STYLES.

Note
Ensure construction is built in accordance with accredited details for thermal performance and air tightness as included within the SAP 2009 assessment.
Applicable Detail ref:
Door Jamb - MCI-WD-05
Door Head - MCI-WD-02

Rev	Date	Revision Details	Dr	Ch

London: Unit 1 West Coate House 3 Coate Street London E2 9AG
T 020 7729 5505 E london@ecearchitecture.com
Sussex: Brooklyn Chambers 11 Goring Road Worthing West Sussex BN12 4AP
T 01903 248777 E sussex@ecearchitecture.com
www.ecearchitecture.com
ECE Architecture

Client's Name
Kitmarr Ltd

Job Title
Spells Yard
Grafton Place, Worthing

Drawing Title
Door Schedule

Scale
SCALE VARIES

Drawn	Checked	Date
JB	NS	04.10.13

Job No	Drawing No	Rev
5976	S(31)006	-

Status
PRELIMINARY

CAD Plot date: 29/10/2013 - 15:38:45 — 5976 - wd-spells yard plans.dwg

© ECE Architecture Limited. No dimensions to be scaled from drawing except for the puposes of Planning Applications. The contractor should check all dimensions on site. It is the contractors responsibility to ensure compliance with Building Regulations.