CDM 2007 Health & Safety Information

This Information relates only to 'Significant Hazards' identified on this drawing and is to be read in conjunction with the Designer's Risk Assessment Register.

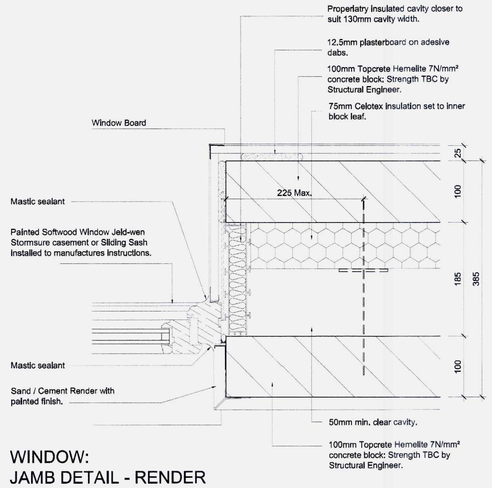

WINDOW:
JAMB DETAIL - RENDER
Scale 1:5

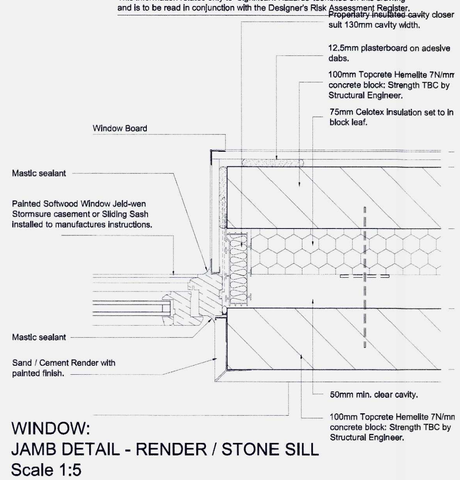

WINDOW:
JAMB DETAIL - RENDER / STONE SILL
Scale 1:5

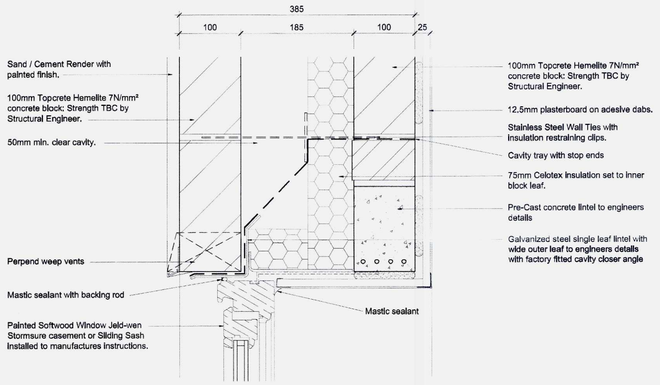

WINDOW:
HEAD DETAIL - RENDER
Scale 1:5

Read This Detail in conjunction with the following De
SILL DETAIL - RENDER

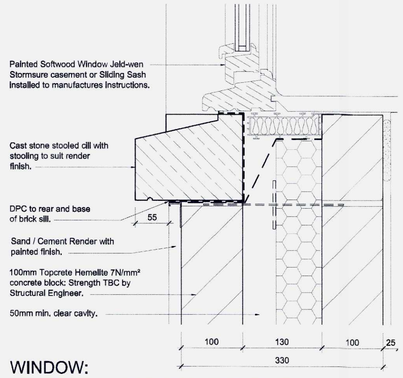

WINDOW:
SILL DETAIL - RENDER / STONE SILL
Scale 1:5

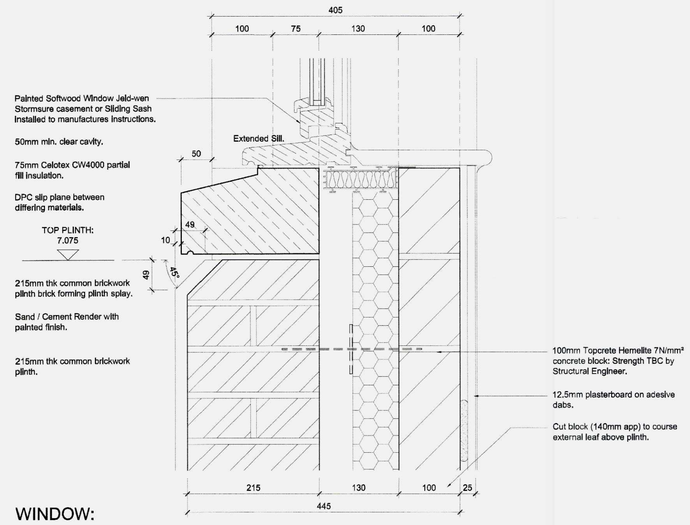

WINDOW:
SILL DETAIL - RENDERED PLINTH / STONE
Scale 1:5

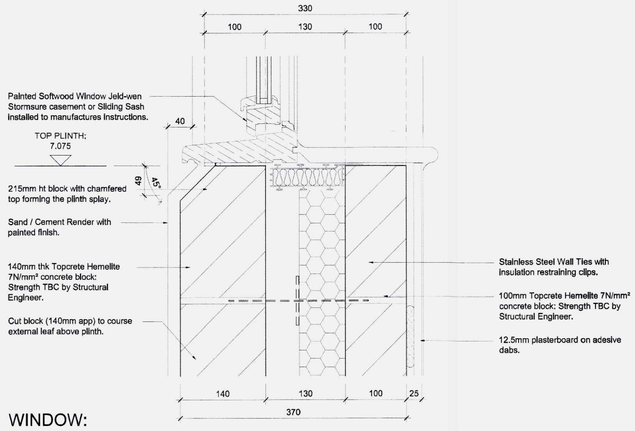

WINDOW:
SILL DETAIL - RENDERED PLINTH
Scale 1:5

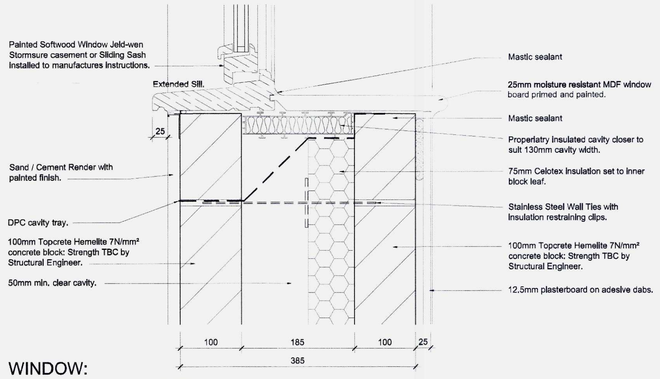

WINDOW:
SILL DETAIL - RENDER
Scale 1:5

Rev	Date	Revision Details	Dr	Ch

ECE Architecture

London: Unit 1 West Coate House 3 Coate Street
London E2 9AG
T 020 7729 5505 E london@ecearchitecture.com

Sussex: Brooklyn Chambers 11 Goring Road
Worthing West Sussex BN12 4AP
T 01903 248777 E sussex@ecearchitecture.com

www.ecearchitecture.com

Client's Name
Kitmarr Ltd.

Job Title
Spells Yard, Grafton Place, Worthing

Drawing Title
Details
Sheet 3

ADUR & ~~WORTHING~~
PLANNING SERVICES
PLAN ~~AWDM~~/10/1033/Full
DATE VALID 31 OCT 2013

Scale
1:5 @ A1 / 1:10 @ A3

mm 100 200 300 400 500

Drawn	Checked	Date
JB	NS	11.10.13

Job No	Drawing No	Rev
5976	A(27)008	

Status
PRELIMINARY

CAD Plot date: 29/10/2013 - 15:35:39 5976 - wd-spells yard sections.dwg

© ECE Architecture Limited. No dimensions to be scaled from drawing except for the purposes of Planning Applications. The contractor should check all dimensions on site. It is the contractors responsibility to ensure compliance with Building Regulations.