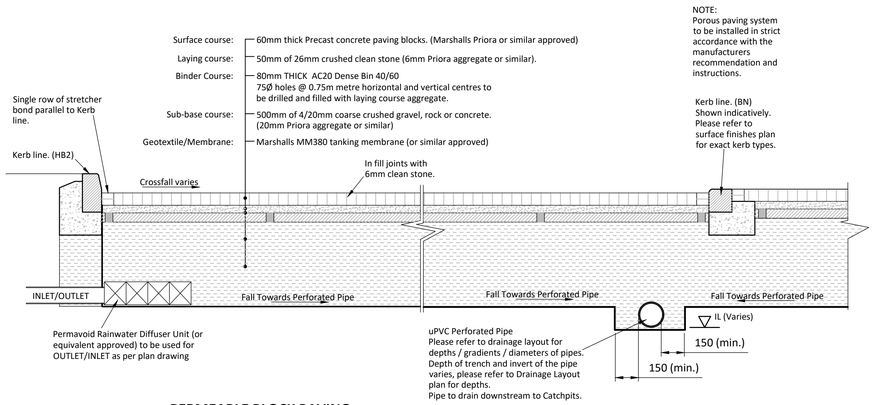

PERMEABLE BLOCK PAVING

(Tanked - Impermeable Membrane)
(Scale 1:20)

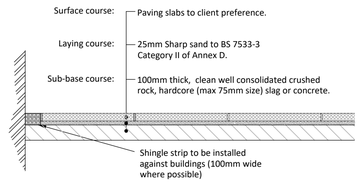

PRIVATE PATIO/FOOTPATH CONSTRUCTION

Pedestrian use only
(Scale 1:20)

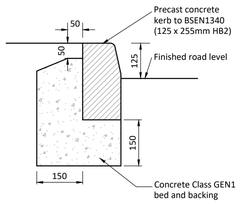

HB2 KERB

(1:10)

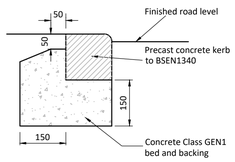

BN KERB

(1:10)

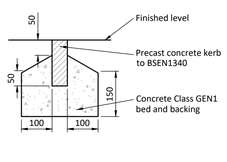

EF EDGING

(1:10)

ALL FULL LENGTH PCC KERBS ARE TO BE MECHANICALLY HANDLED.

0-6mm @ Pedrestrian Crossing
20-25mm @ Vehicular Crossing

Notes:

A1

1. This drawing is to be read in conjunction with all other WGC drawings, and with all relevant Architect's and Engineer's drawings and specification. Any discrepancies found are to be reported immediately to the Engineer.
2. WGC accepts no responsibility for inaccuracies in data provided by third parties such as topographic surveys or Ordnance Survey mapping.
3. Do not scale, work to figured dimensions only. All dimensions are in millimeters unless noted otherwise and all levels are in metres from the topographic survey datum.
4. Any information given regarding existing underground services is given in good faith after consultation with the relevant authority, however accuracy is not certain. The main contractor is responsible for checking all information on site prior to work commencing and taking due care whilst undertaking the works.
5. All dimensions to be checked on site. All details and dimensions relating to sub-contractors work must be checked and agreed between the sub-contractor or supplier and the general contractor.
6. The electronic information from this drawing can not be guaranteed as dimensionally drawn exact. Figured dimensions must be used for setting out and detailing. WGC logos and company information must be removed from copies if information is re-used.
7. The main contractor is responsible for the design of all temporary works, and is also responsible for the safe maintenance and stability of existing buildings at all times.
8. The main contractor is responsible for dealing with all occurrences of ground water during the construction period.
9. The contractor must comply with all current legislation relating to health & safety.
10. All products specified shall be installed in strict accordance with the manufacturers recommendations and instructions. If there are discrepancies between that information and the details on any WGC drawings, the manufacturers instructions must be used.
11. All Earthworks in accordance with the Specification for Highway Works.

PRELIMINARY

SUBJECT TO PLANNING APPROVAL

Rev	Date	Revisons	Drwn	Chk
P1	04.03.21	Preliminary Issue	LG	GW

WALLER GRAY CONSULTING

STRUCTURAL AND CIVIL ENGINEERS
Unit 11a, Hargreaves Business Park, Hargreaves Rd,
Eastbourne, East Sussex. BN23 6QW
T: 01323 405700 E: info@wallergray.co.uk

Client:

westridge

Project:

Albion Street
Southwick

Drawing Title:

Construction Details

Scale:	Date:	Drawn:	Checked:
AS	MAR 21	LG	GW

Drawing No: WG1286/260

Rev: P1