

Proposed Side Elevation
Scale: 1:100



Proposed Front Elevation
Scale: 1:100

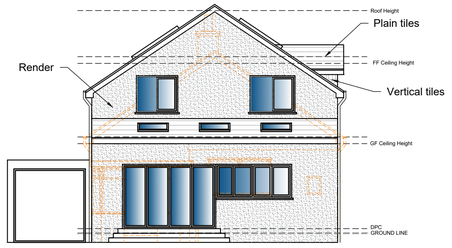

Proposed Rear Elevation
Scale: 1:100

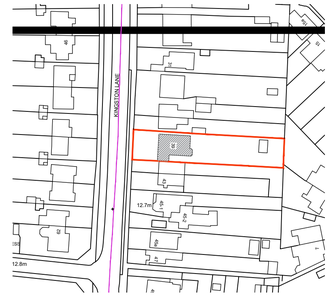

Location Plan
Scale: 1:1250

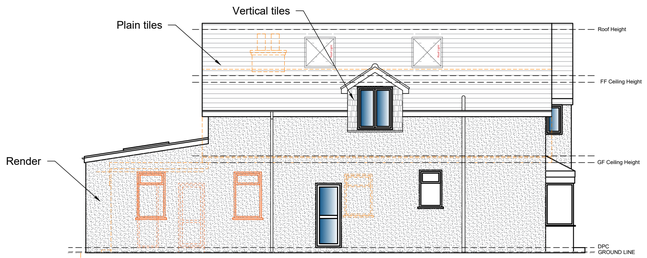

Proposed Side Elevation
Scale: 1:100

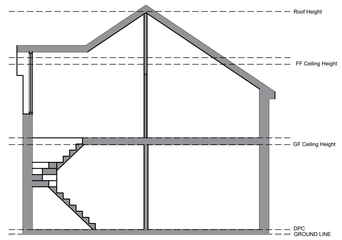

Proposed Section A-A
Scale: 1:100





Proposed Elevation in context

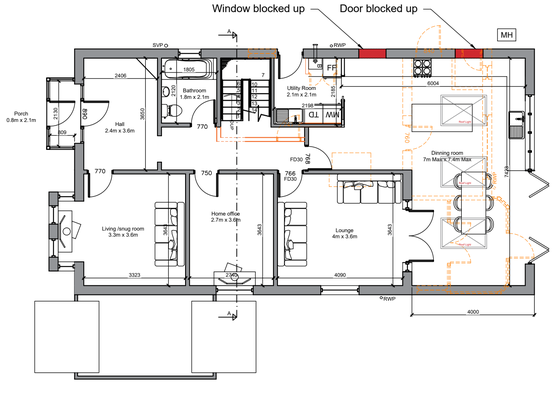

Proposed Ground Floor Plan
Scale: 1:100

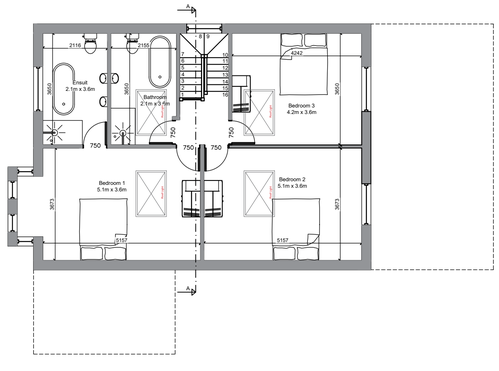

Proposed First Floor Plan
Scale: 1:100

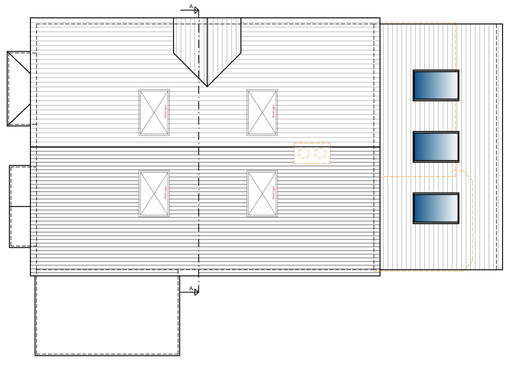

Proposed Roof Plan
Scale: 1:100



Block Plan
Scale: 1:500

FOR APPROVAL

METERS @ 1:50 | METERS @ 1:100 | METERS @ 1:200 | METERS @ 1:500 | METERS @ 1:1250

NOTE:

This drawing is to be read in conjunction with the Construction Notes and Structural Engineer's details.

The Contractor is responsible for all setting out and must check levels and dimensions on site before ordering materials or commencing work.

Refer to written dimensions only. Do not scale from drawings, except for the purposes of Planning assessment.

The Architect is to be immediately notified of any omissions or discrepancies.

Building work should not commence until all statutory approvals have been granted, i.e. Planning, Building Control, etc.

If a public sewer is discovered, consent to 'Build-over/Close-to' may be required from the Water Authority.

PARTY WALLS:

Work to Party Walls (including insertion of flashings, beam bearings, etc) are subject to Party Wall agreements with neighbours and are to be arranged by the Client in accordance with the Party Wall Act (i.e. Providing two months written notice)

- Below ground drainage - Surface Water
- Below ground drainage - Foul Water
- Discharge pipes
- Existing structure
- Proposed structure
- Removed structure
- Section line

Revision	Date:	Details:	Initials:
A	07/10/2021	Planning Amendments	DLS

These drawings and designs are the property of Shear Architectural Design Ltd and must not be copied, retained, or used without prior written consent.
© Copyright

SHEAR ARCHITECTURAL
CREATE INSPIRE ENHANCE

2 Saffron Close
Shoreham by Sea
West Sussex
BN43 6JF

07881 656512
info@sheararchitecturaldesign.co.uk
www.sheararchitecturaldesign.co.uk

PROJECT:
39 Kignston Lane,
Southwick, Brighton,
BN42 4SJ
West Sussex

DRAWING TITLE:
Additional floor and rear extension

NORTH

DATE:	03/04/2021
SCALE:	Various
DRAWN:	SC
CHECKED:	DS
SHEET	OF

PROJECT NUMBER:	DRAWING NUMBER:	REVISION:
21/42	PL1	A