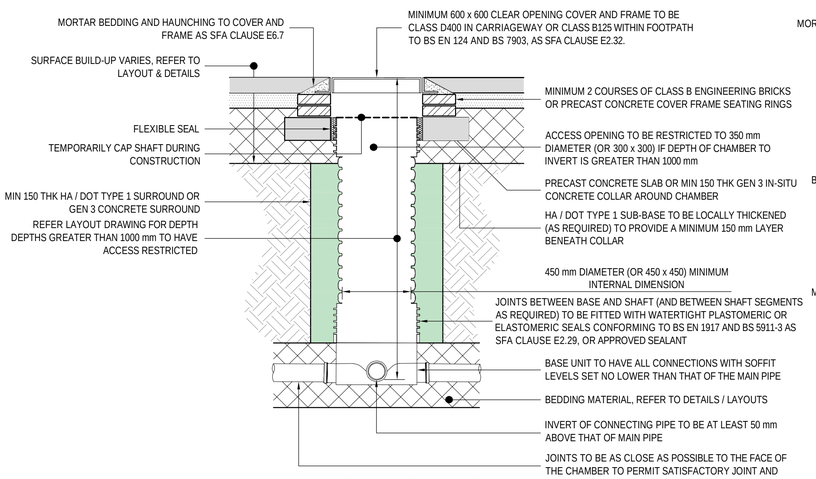

FWIC / SWIC (TYPE 3)

SECTION SHOWING REQUIREMENTS FOR NON-ENTRY CHAMBER SUBJECT TO VEHICLE LOADING OR SITED WITHIN HIGHWAY OR FOOTPATH
0.60 m - 3.00 m COVER LEVEL TO INVERT
SCALE 1:20

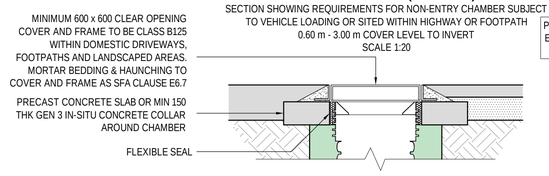

PLASTIC CHAMBERS AND RINGS SHALL COMPLY WITH BS EN 13598-1 AND BS EN 13598-2 OR HAVE AN EQUIVALENT INDEPENDENT APPROVAL

NOTE WHERE ACCESS CHAMBER IS SITED WITHIN THE PUBLIC (ADOPTED) HIGHWAY, THE LOCAL HIGHWAY AUTHORITY MAY HAVE ADDITIONAL OR SPECIFIC REQUIREMENTS. THE LOCAL HIGHWAYS INSPECTOR SHOULD BE CONSULTED PRIOR TO COMMENCEMENT OF ANY DRAINAGE WORKS ON SITE

FWIC / SWIC (TYPE 3)

ALTERNATIVE CHAMBER HEAD CONSTRUCTION DETAIL WHERE SITED IN DOMESTIC DRIVEWAYS, FOOTPATHS & LANDSCAPED AREAS
SCALE 1:20

NOTATION AS ABOVE UNO

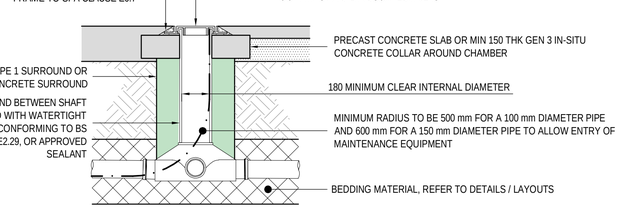

FWAC / SWAC (TYPE 4)

SECTION SHOWING REQUIREMENTS FOR NON-ENTRY ACCESS CHAMBER
0.30 m - 2.00 m COVER LEVEL TO INVERT
SCALE 1:20

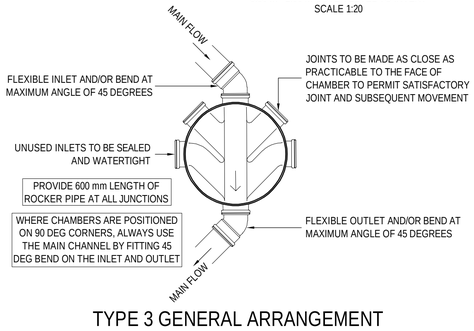

TYPE 3 GENERAL ARRANGEMENT

SHOWING REQUIREMENTS FOR FOUL AND SURFACE WATER MANHOLES
(NTS)

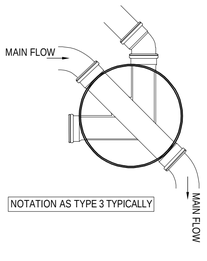

TYPE 4 GENERAL ARRANGEMENT

SHOWING REQUIREMENTS FOR FOUL AND SURFACE WATER MANHOLES
(NTS)

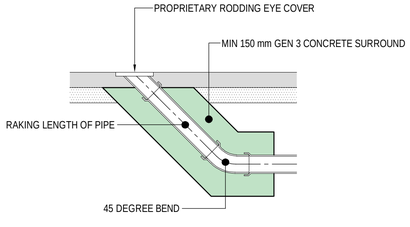

RODDING EYE

DETAIL SHOWING RODDING EYE REQUIREMENTS
SCALE 1:20

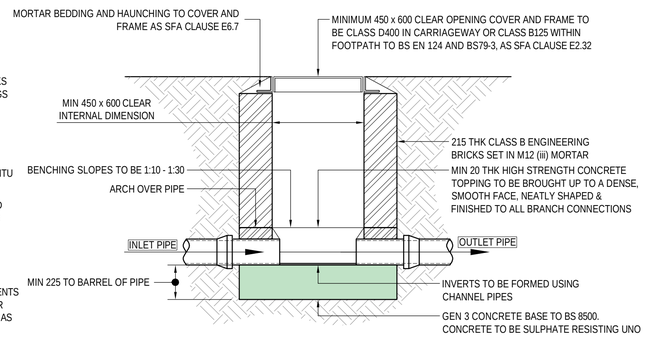

FWIC / SWIC (TYPE F)

SECTION SHOWING REQUIREMENTS FOR NON-ENTRY ACCESS CHAMBER
0.30 m - 1.00 m COVER LEVEL TO INVERT
SCALE 1:20

USE OF PRECAST CONCRETE CHAMBER UNITS COMPLYING WITH SFA E2.29 WITH MIN 150 THK GEN3 IN-SITU CONRETE SURROUND COMPLYING WITH SFA E4.1 IN PLACE OF BRICKWORK IS PERMITTED

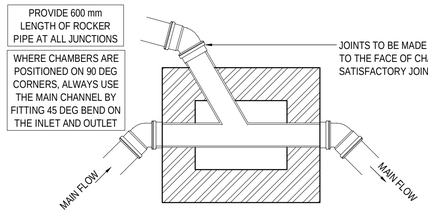

TYPE F GENERAL ARRANGEMENT

SHOWING REQUIREMENTS FOR FOUL AND SURFACE WATER MANHOLES
(NTS)

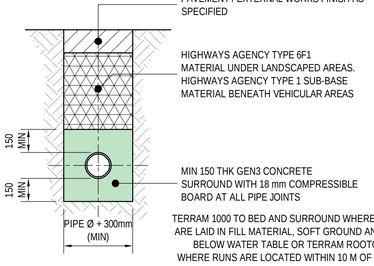

CLASS Z PIPE BEDDING DETAIL

FOR PIPES WITH COVER FROM FINISHED SURFACE TO CROWN LESS THAN 0.9m IN VEHICULAR AREAS OR LESS THAN 0.6m COVER IN LANDSCAPED AREAS OR BENEATH BUILDINGS
SCALE 1:20

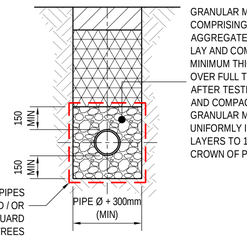

CLASS S PIPE BEDDING DETAIL

FOR PIPES WITH COVER FROM FINISHED SURFACE TO CROWN GREATER THAN 0.9m IN VEHICULAR AREAS OR GREATER THAN 0.6m COVER IN LANDSCAPED AREAS OR BENEATH BUILDINGS
SCALE 1:20

NOTATION AS CLASS Z UNO

uPVC / THERMOPLASTIC PIPE NOTES

1. PIPES LESS THAN OR EQUAL TO 500 mm DIA TO HAVE A NOMINAL SHORT-TERM RING STIFFNESS OF NOT LESS THAN 8 kN/m² (SN8).
2. PIPES GREATER THAN 500 mm DIA TO HAVE NOMINAL SHORT-TERM RING STIFFNESS OF NOT LESS THAN 2 kN/m² (SN2), WHERE ACCOMPANIED BY MANUFACTURER'S DESIGN LOAD CALCULATIONS FOR THE PROPOSED USE.
3. uPVC PIPEWORK TO BS EN 13476 PARTS 1, 2 & 3 AND WIS 4-35-01.
4. uPVC PIPEWORK TO BE BSI KITEMARKED OR HAVE EQUIVALENT THIRD PARTY CERTIFICATION.
5. PIPES MUST BE CAPABLE OF WITHSTANDING 4000 PSI JETTING PRESSURE, WITH EVIDENCE SUPPLIED TO THE ENGINEER PRIOR TO PROCUREMENT.

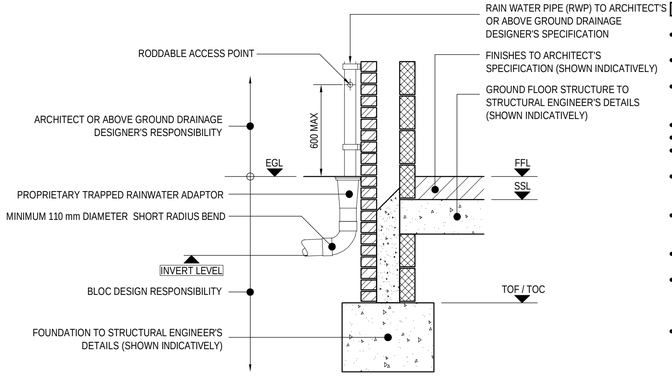

EXTERNAL RWP DETAIL

SHOWING REST BEND REQUIREMENTS, DESIGN RESPONSIBILITIES AND INVERT LEVEL ASSUMPTIONS
SCALE 1:20

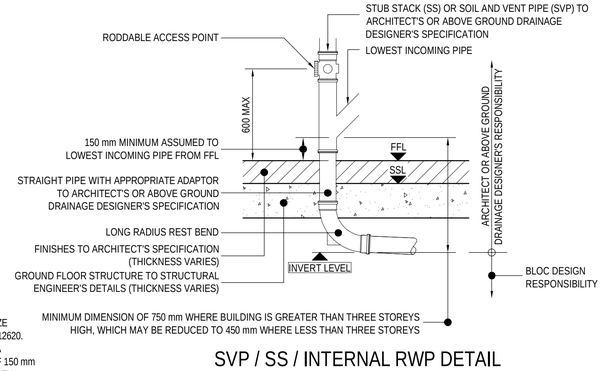

SVP / SS / INTERNAL RWP DETAIL

SHOWING REST BEND REQUIREMENTS, DESIGN RESPONSIBILITIES AND INVERT LEVEL ASSUMPTIONS
SCALE 1:20

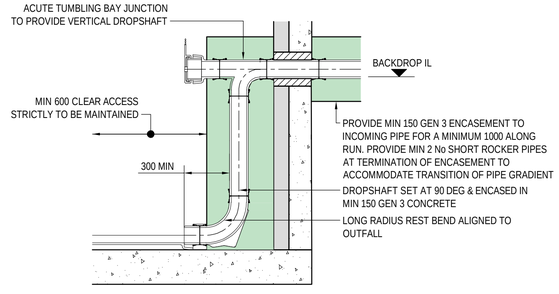

INTERNAL BACKDROP / DROPSHAFT

DETAIL SHOWING INTERNAL BACKDROP & DROPSHAFT REQUIREMENTS
SCALE 1:20

NOTATION AS RAMPED BACKDROP UNO

RAMPED BACKDROP PREFERRED IN ALL INSTANCES. SEEK ENGINEERS PERMISSION PRIOR TO USE OF INTERNAL BACKDROP

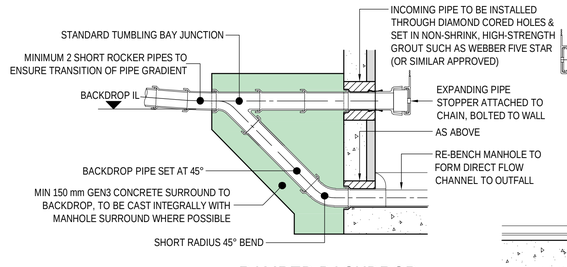

RAMPED BACKDROP

DETAIL SHOWING RAMPED BACKDROP REQUIREMENTS
SCALE 1:20

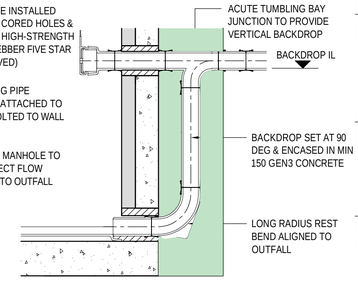

VERTICAL BACKDROP

DETAIL SHOWING VERTICAL BACKDROP REQUIREMENTS
SCALE 1:20

NOTATION AS RAMPED BACKDROP UNO

RAMPED BACKDROP PREFERRED IN ALL INSTANCES. SEEK ENGINEERS PERMISSION PRIOR TO USE OF VERTICAL BACKDROP

DISCLAIMER NOTES

- THIS DOCUMENT IS COPYRIGHT OF THE ORIGINATOR AND MUST BE TREATED AS CONFIDENTIAL.
- THIS DOCUMENT MUST NOT BE ALTERED, REPRODUCED OR DISTRIBUTED WITHOUT THE PRIOR WRITTEN CONSENT OF THE ORIGINATOR.
- THE ORIGINATOR ACCEPTS NO RESPONSIBILITY FOR ANY DISCREPANCIES ARISING AS A RESULT OF THE ORIGINATORS INFORMATION BEING ALTERED BY OTHERS.
- ANY DISCREPANCY MUST BE REPORTED TO THE ORIGINATOR WITHOUT DELAY.
- DO NOT SCALE THIS DOCUMENT, USE FIGURED DIMENSIONS ONLY.
- ALL DIMENSIONS MUST BE CHECKED ON SITE PRIOR TO COMMENCEMENT OF ANY RELATED WORKS.
- THIS DOCUMENT MUST BE READ IN CONJUNCTION WITH ALL SUPPORTING DOCUMENTS PRODUCED BY THE ORIGINATOR AND OTHER PROJECT DISCIPLINES.
- THE ORIGINATOR ACCEPTS NO RESPONSIBILITY FOR THE ACCURACY OF BACKGROUND INFORMATION PRODUCED BY THIRD PARTIES. THIS MUST BE TREATED AS INDICATIVE ONLY.
- USERS OF THIS DOCUMENT ARE RESPONSIBLE FOR CHECKING WHICH REVISION IS CURRENT.
- THE DOCUMENT STATUS 'INFORMATION' OR 'PRELIMINARY', INDICATES THAT THIS DRAWING IS FOR REFERENCE PURPOSES ONLY. THE ORIGINATOR WILL ACCEPT NO RESPONSIBILITY FOR THE COMPLETENESS OF INFORMATION UNDER THIS STATUS.
- THE DOCUMENT STATUS 'RECORD' OR 'AS-BUILT' HAS BEEN PREPARED, IN PART, BASED UPON INFORMATION PROVIDED BY OTHERS. WHILE THIS INFORMATION IS BELIEVED TO BE RELIABLE, THE ORIGINATOR ASSUMES NO RESPONSIBILITY FOR THE ACCURACY OR ANY ERRORS OR OMISSIONS THAT MAY HAVE BEEN INCORPORATED INTO IT AS A RESULT OF INCORRECT INFORMATION PROVIDED TO THE ORIGINATOR. THOSE RELYING ON THE DOCUMENT IN THESE INSTANCES ARE ADVISED TO OBTAIN INDEPENDENT VERIFICATION OF ITS ACCURACY.
- IF IN DOUBT, ASK!

CDM 2015 / RESIDUAL H&S RISKS

SIGNIFICANT OR NON-OBVIOUS RISKS AND THOSE WHICH ARE DIFFICULT TO MANAGE ARE IDENTIFIED ON THIS DRAWING USING THE FOLLOWING SYMBOL WITH BRIEF ACCOMPANYING TEXT.

DRAWING NOTES

1. UNLESS OTHERWISE NOTED, ALL STATED MEASUREMENTS ARE IN MILLIMETERS (MM) & LEVELS IN METERS (M).

REV	DATE	DESCRIPTION	DRAWN	CHECKED
P01	25/09/2023	INITIAL ISSUE	MN	RB

EXTERNAL REFERENCES

1. NONE.

BLOC ENGINEERING CONSULTANTS LTD
CONSULTING CIVIL & STRUCTURAL ENGINEERS
LAKESIDE NORTH HARBOUR | GROUND FLOOR WESTERN ROAD BUILDING 1000
PORTSMOUTH | HAMPSHIRE | PO6 3EZ
T: 02392 344069 | WWW.BLOC-ENGINEERING.CO.UK

CLIENT

GOODMAN & GILBERT PROPERTIES LTD
6 BIRCH CLOSE
ARUNDEL
WEST SUSSEX
BN18 9HN

PROJECT

HEATHLINK HOUSE, SOUTHWICK
HEATHLINK HOUSE
SOUTHWICK STREET
SOUTHWICK
BN42 4TE

DRAWING TITLE

BELOW GROUND DRAINAGE DETAILS

PROJECT NO: 23057
DRAWN: MN
CHECKED: RB
SCALE: AS DRAWN
FIRST ISSUE: 25/09/2023

A1 SHEET
SCALE CHECK (MM)
10 20 30 40 50

DRAWING STATUS

PRELIMINARY

DRAWING NO

23057-DT-C-0550 P01

REV