ADUR & WORTHING PLANNING SERVICES
PLAN DRAWN 1723/17
DATE VALID - 9 NOV 2017

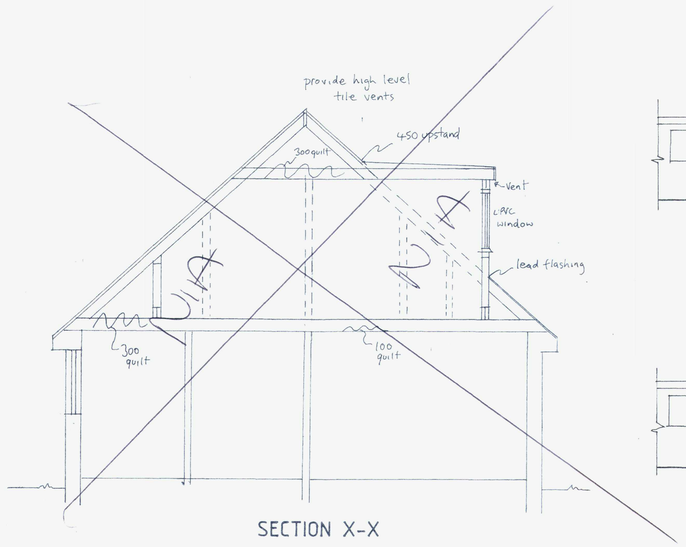

SECTION X-X

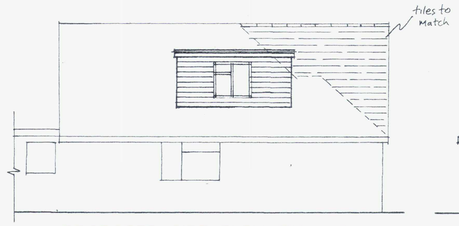

PROPOSED SIDE ELEVATION (E)

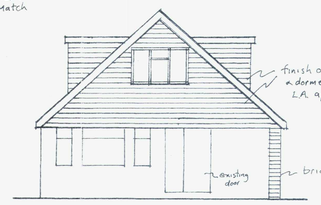

PROPOSED FRONT ELEVATION

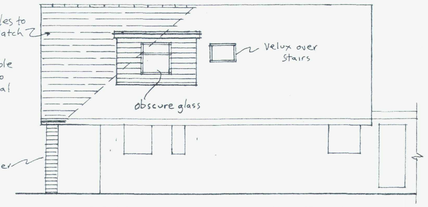

PROPOSED SIDE ELEVATION (W)

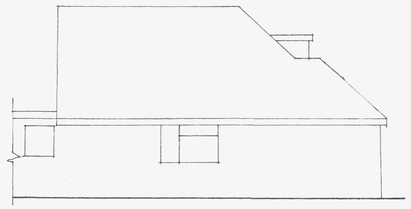

EXISTING SIDE ELEVATION (E)



EXISTING FRONT ELEVATION

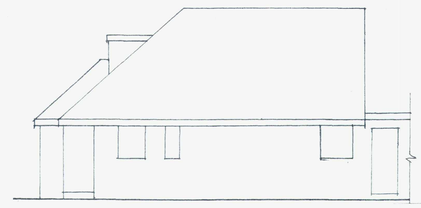

EXISTING SIDE ELEVATION (W)

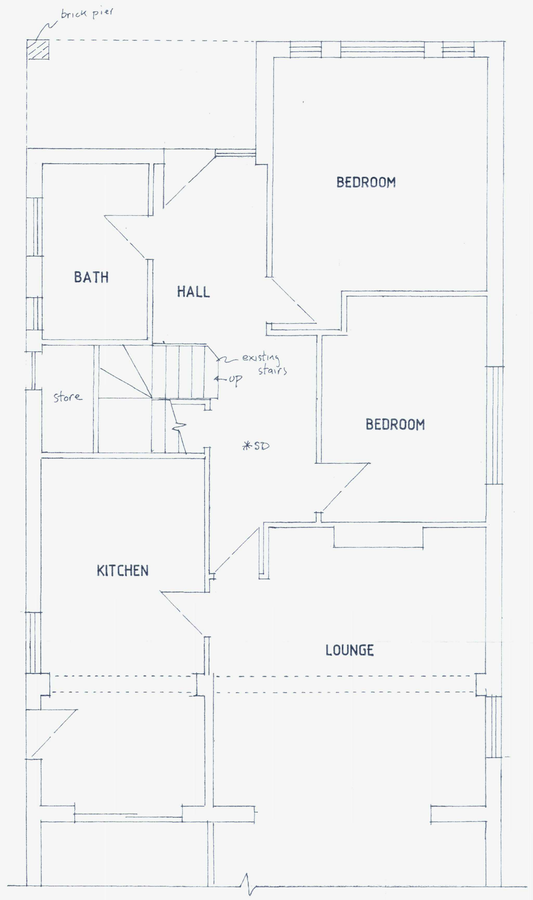

EXISTING GROUND FLOOR PLAN

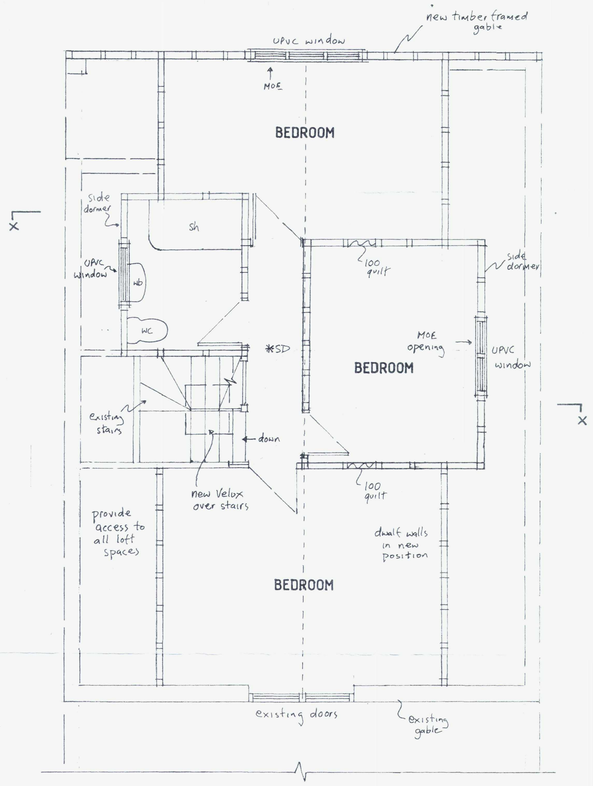

PROPOSED FIRST FLOOR PLAN

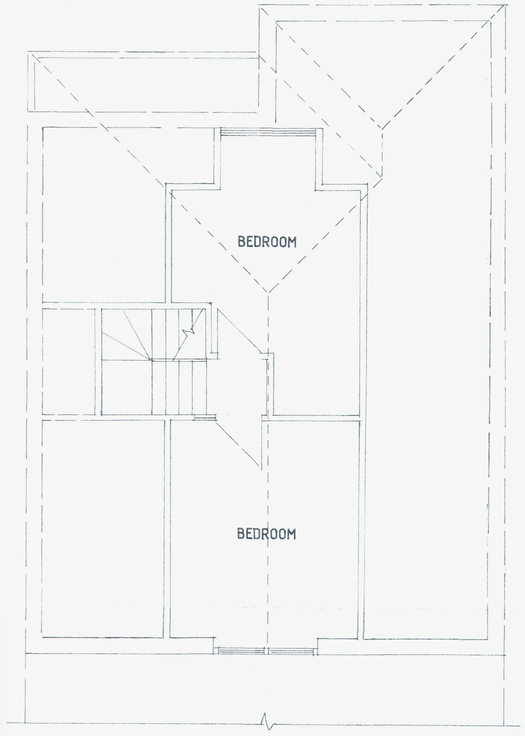

EXISTING FIRST FLOOR PLAN

THIS DRAWING TO BE READ IN CONJUNCTION WITH STRUCTURAL ENGINEERS CALCULATIONS AND RECOMMENDATIONS

Full Building Regulation plan approval, including the approval of any structural calculations that were the subject of a Conditional Approval, to be obtained prior to commencing any works or ordering any materials. Starting work prior to full approval is undertaken entirely at the risk of client/contractor/project manager.

All lengths of proposed beams to be measured on site prior to ordering, to verify structural engineer's dimensions.

All setting out, room sizes, headroom clearances etc. particularly to stairs to be to be checked and confirmed prior to any ordering of materials or starting any site works.

Careful inspection is to be carried out prior to the removal of any structural elements to ensure proper and adequate support is provided and maintained by new works.

All building work is to be carried out in accordance with all current building regs and codes of practice in force at this time.

Any parts of structure covered over or inaccessible have not been inspected and no responsibility is accepted for these areas including underground.

No work to encroach over the boundary of the neighbours property.

All electrics, heating, plumbing and decorations to be altered/extended all to client's choice.

These construction notes are for the purposes of Building Regulation approval only and do not represent a detailed specification.

ALL FOUNDATIONS TAKEN ADDITIONAL LOADS ARE TO BE EXPOSED AND CHECKED FOR ADEQUACY AND SUITABILITY FOR GROUND CONDITIONS PRIOR TO COMMENCEMENT OF WORKS.

All existing lintels taking additional loads are to be exposed and checked for adequacy on commencement of work and replaced if necessary.

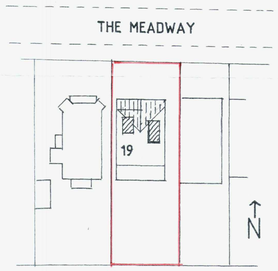

BLOCK PLAN Scale 1:500



LOCATION PLAN Scale 1:1250

Copyright

John Wright

12 Seamill Park Crescent
Worthing
West Sussex
BN11 2PN

Phone: 01903 205572
Mobile: 07809 205095
Email: johnforplans@yahoo.co.uk

Client
Mr.&Mrs. TINGLE

Job Title
19 THE MEADWAY
SHOREHAM BY SEA

Drawing Title:
FIRST FLOOR EXTENSIONS

Scale: 1:100 & 1:50

Date: Oct. 2017

Drawn by: JW

Drg No. JW/17/088

Rev.

1: 50 0 1 2 3 4 5 6 7 8 9 10

1: 100 0 1 2 3 4 5 6 7 8 9 10

1: 500 0 10 20 30 40 50

1: 1250 0 10 20 30 40 50 60 70 80 90 100

Paper Size A1