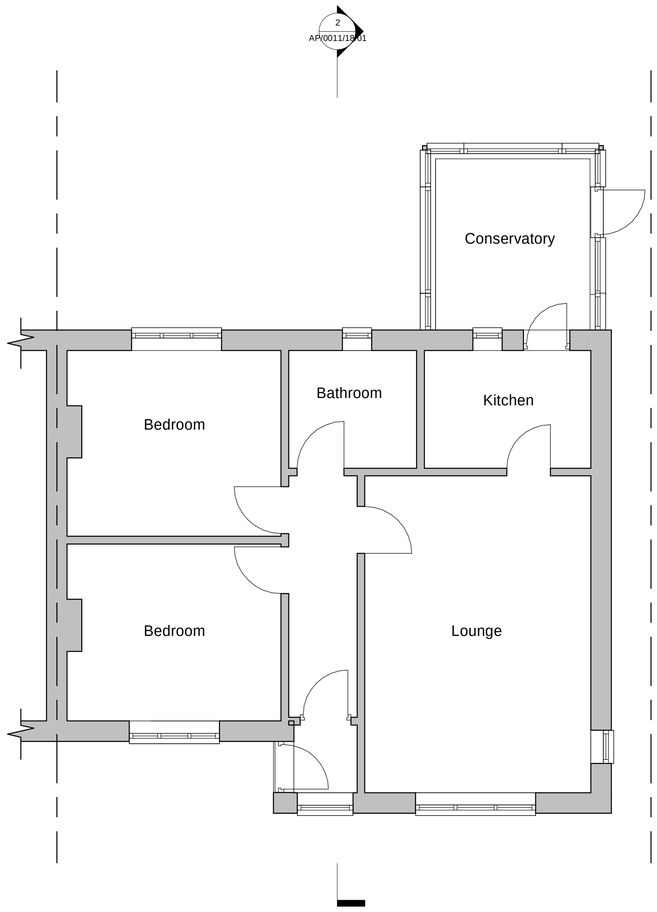

1 Ground Floor
1 : 50

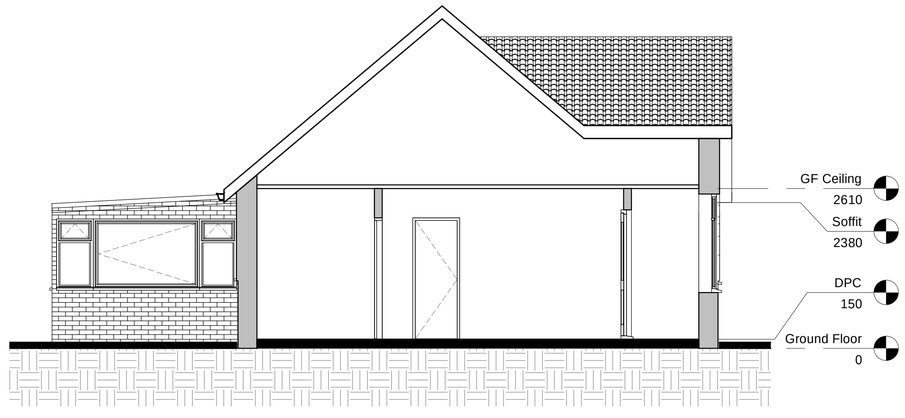

2 Section A-A
1 : 50

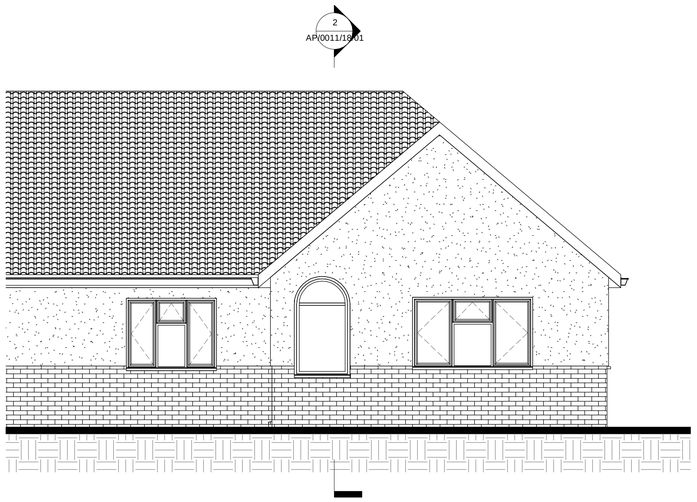

4 Front Elevation (North)
1 : 50

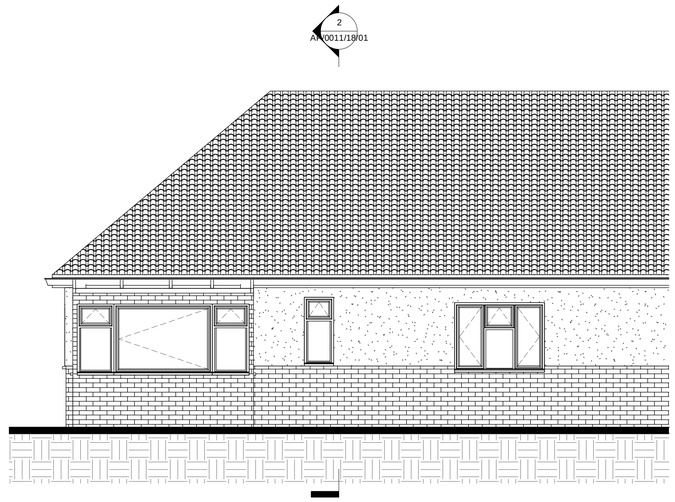

5 Rear Elevation (South)
1 : 50

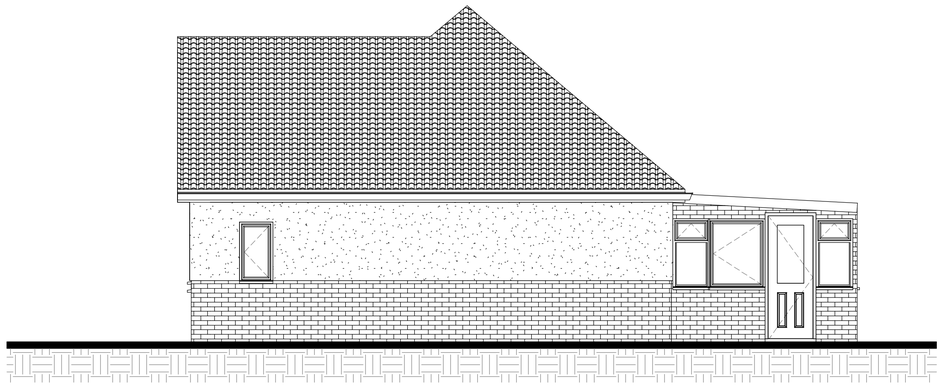

3 Side Elevation (West)
1 : 50



6 Side Elevation (East)
1 : 50

North

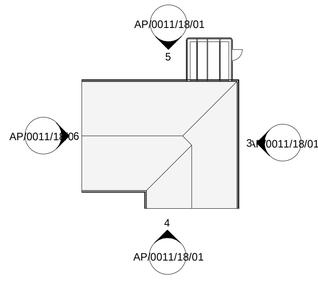

7 Site
1 : 200

0m 1m 2m 3m 4m 5m

VISUAL SCALE 1:50 @ A1

DO NOT SCALE FROM THIS DRAWING

All dimension to be verified on site, any discrepancies to be reported to the appropriate Architectural Technologist prior to setting out or ordering of any materials.

This drawing has been produced for the specific client and project identified below and is not intended for use by any other person or for any other purpose.

This drawing is protected under The Copyright, Designs ct 1988.

Revisions

Client

Mr & Mrs D Clayton

Project Address

11 Seventh Avenue
Lancing
BN15 0PJ

Project

Loft Converson

Drawing Title

Existing PLans & Elevations

Drawing number

AP/0011/18/01

Rev

Scale:

As indicated

AC Plans

E-mail: apage@acplans.co.uk