

North Facing (Rear) Elevation

1m 2m 3m 4m 5m 6m 7m 8m 9m 10m
1:100 Scale Bar



East Facing (Side) Elevation

1m 2m 3m 4m 5m 6m 7m 8m 9m 10m
1:100 Scale Bar

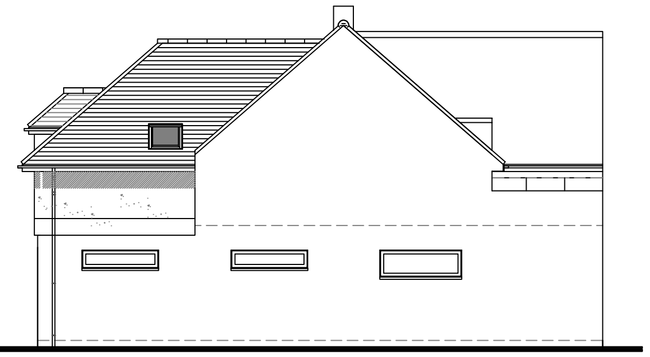

West Facing (Side) Elevation

1m 2m 3m 4m 5m 6m 7m 8m 9m 10m
1:100 Scale Bar

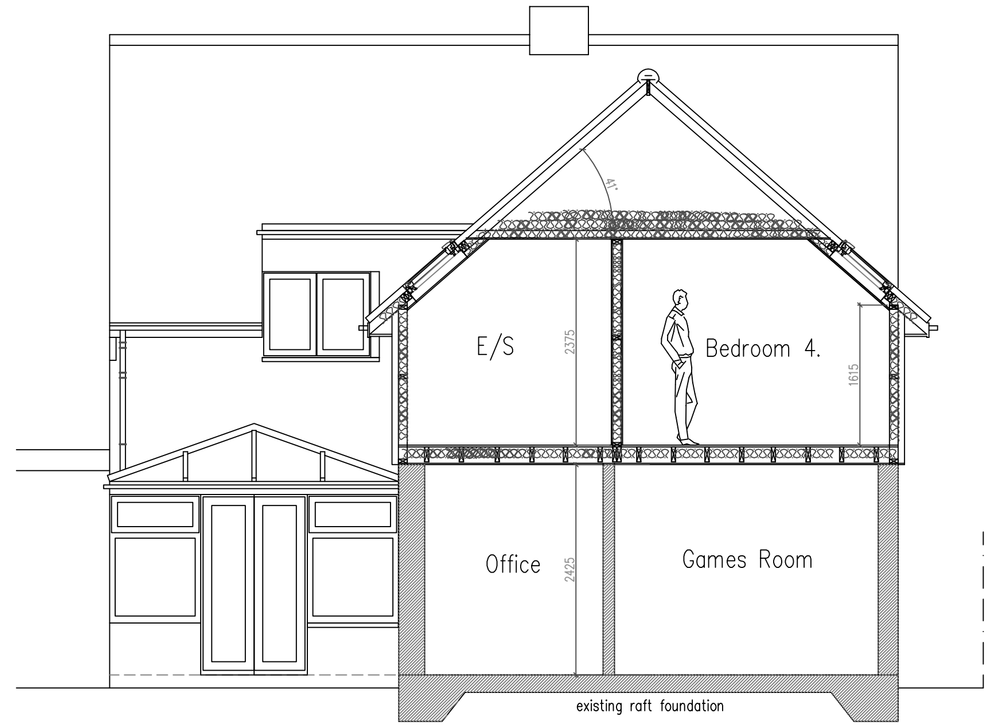

Section AA

1m 2m 3m 4m 5m 6m 7m 8m 9m 10m
1:50 Scale Bar

Rear garden

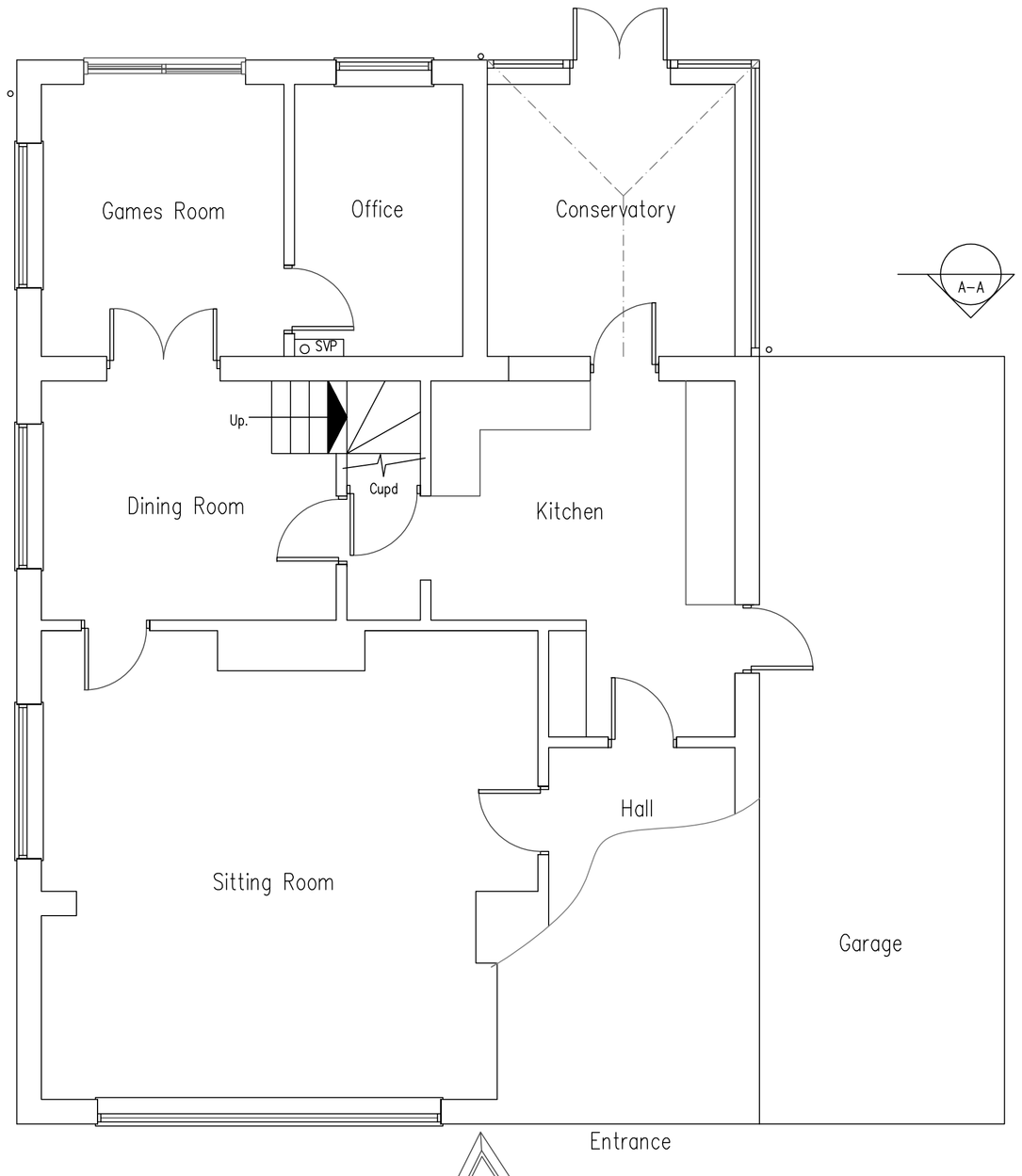

A-A

A-A

A-A

Ground Floor Plan

1m 2m 3m 4m 5m 6m 7m 8m 9m 10m
1:50 Scale Bar

Services Key

SAT – Satellite television aerial point
CAT5 – data point
– Denotes pull cord
2 – Denotes light switch (2 way)
T – Denotes light switch (timer)
– Denotes telephone
– Denotes television aerial points
– Denotes double socket
– Denotes double socket (floor level)
C – Denotes cooker point
– Denotes spur
– Denotes external water tap
radiator – Denotes radiator
– Denotes PIR detector
– Denotes extractor fan
SD – Denotes smoke detector
HD – Denotes heat detector
meter – Denotes meter
– Denotes wall light
– Denotes ceiling rose
– Denotes spotlight
– Denotes fluorescent tube

Notes:
Final number of sockets, lights, radiators, positions etc to be agreed with the Client.

Contractor to assess existing electrical system and meter/distribution board and advise of any additional work required due to new works.

Structural Engineer to confirm all beam layouts and sizes

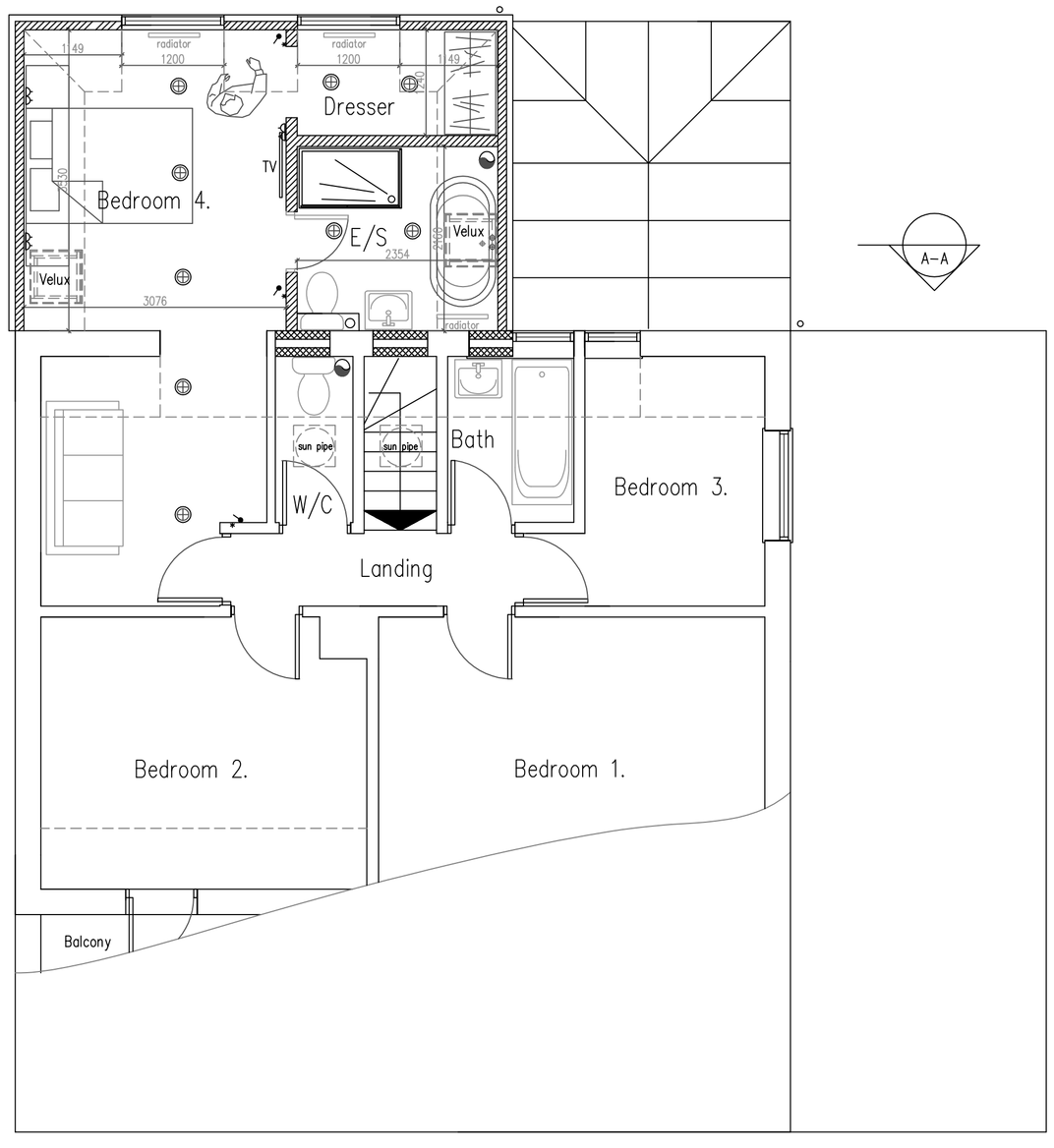

A-A

A-A

First Floor Plan

1m 2m 3m 4m 5m 6m 7m 8m 9m 10m
1:50 Scale Bar

DO NOT SCALE FROM THIS DRAWING EXCEPT FOR PLANNING AS PHOTOCOPIES WILL BE SUBJECT TO DISTORTION
DRAWINGS TO BE READ IN CONJUCTION WITH ALL OTHER ARCHITECT'S & STRUCTURAL ENGINEER'S CONTRACT DRAWINGS & SPECIFICATIONS.
ANY DISCREPANCIES MUST BE BROUGHT TO THE ATTENTION OF THE ARCHITECT IMMEDIATELY.
THE CONTRACTOR MUST VERIFY ALL DIMENSIONS BY SITE MEASUREMENT BEFORE ORDERING MATERIALS OR MANUFACTURING COMPONENTS.
SUBSTITUTE MATERIALS & PRODUCTS TO THOSE NAMED WILL BE ACCEPTABLE IF PROVEN TO BE OF EQUAL OR HIGHER PERFORMANCE AND NOT IN CONFLICT WITH OTHER ELEMENTS.

Project:
Proposed Rear First floor extension & alterations
At:
41 Kings Walk
Shoreham By Sea
West Sussex
BN43 5LG

Drawing title:
Plans & Elevations As Proposed

Client:
Mr & Mrs J Haffenden

© Copyright of:
Architectural & Planning Services
7 Erringham Rd
Shoreham By Sea
West Sussex
BN43 5NQ
BJW
01273 441009
07856899101
e-mail: benw@bjwarchitectural.co.uk
website: bjwarchitectural.co.uk

Scale:	Paper size
1:50 1:100	A1

Date:	Drawn:
5.6.2018	BJW

Drg. No.	Rev'n
02	

Note: All dimensions to be checked on site.