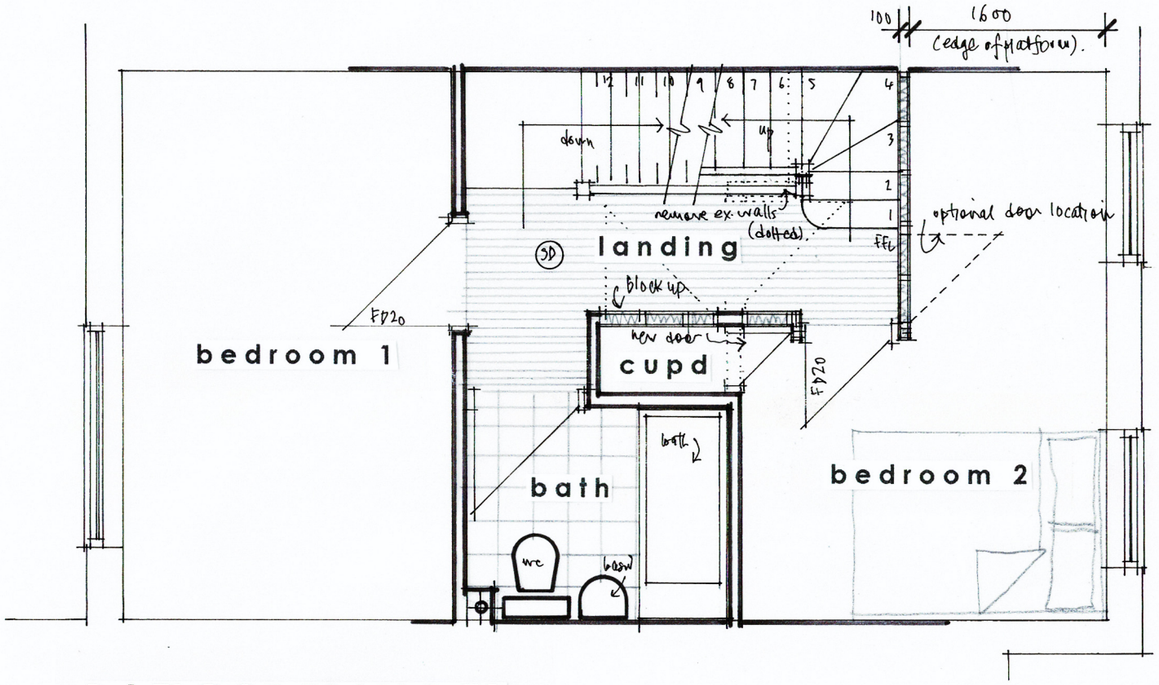

1st FLOOR PLAN 1:50

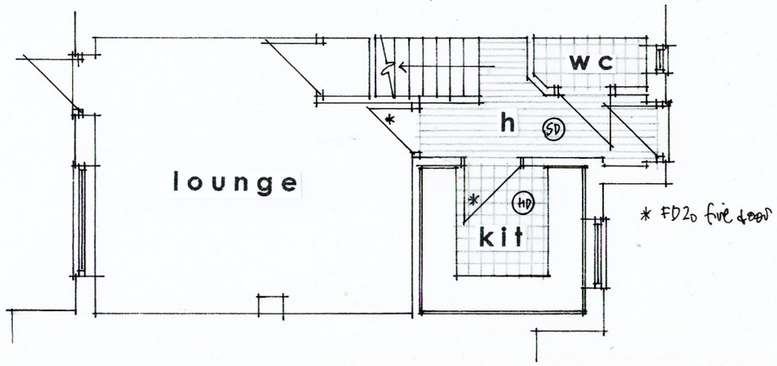

GROUND FLOOR PLAN 1:100 @ A3

0 1 2 3 4 5m

metres

north

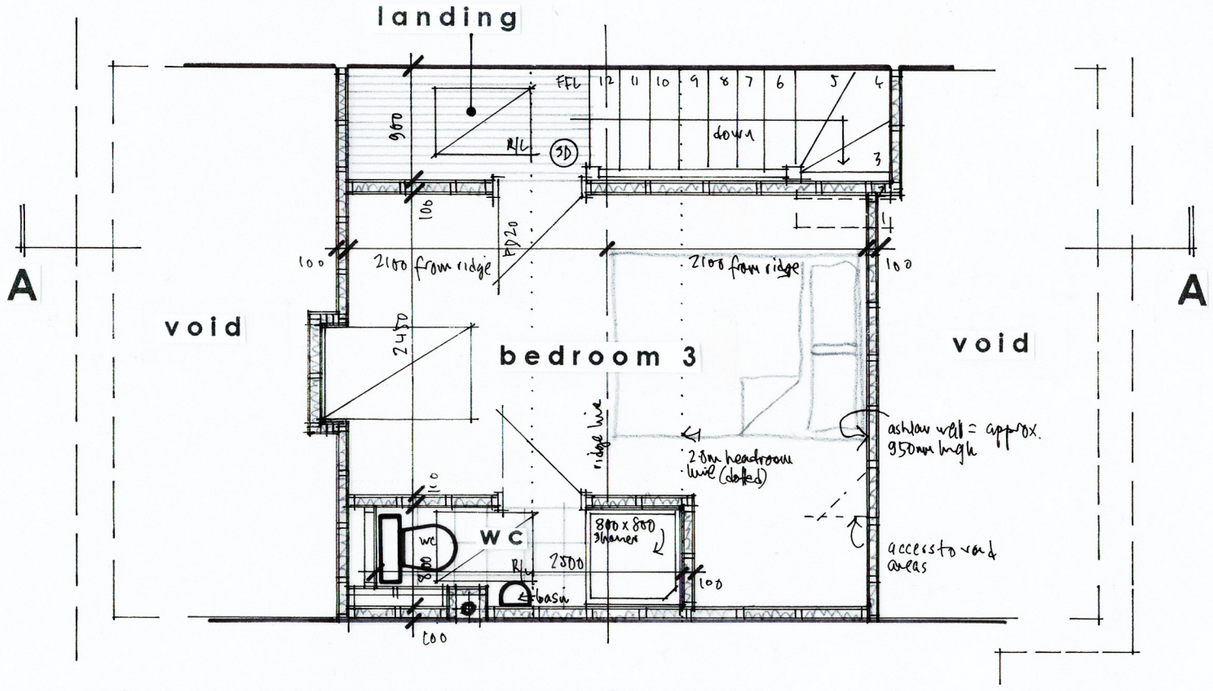

2nd FLOOR PLAN 1:50 @ A3

0 1 2 3 4 5m

metres

THIS DRAWING TO BE READ IN CONJUNCTION WITH STRUCTURAL ENGINEERS DETAILS & CALCULATIONS

Figured dimensions to take precedence over scaled dimensions. The contractor is to verify all dimensions on site before commencing any works.

Any discrepancies whatsoever to be brought to the attention of the client immediately.

The copyright of this drawing is reserved, and the drawing must not be disclosed without authority.

Project

4 FAIRFIELDS, HIGH STREET, WORTHING

Proposed loft conversion

Client

Mr & Mrs Stobart

Drawing no.	WT/FF/03
Scale	As shown
Drawn by	WG

WAYNE GANDER *MCIAT*
Chartered Architectural Technologist
98 Durrington Lane
WORTHING
West Sussex
BN13 2RQ
M – 07808 887896
E – waynegander08@gmail.com