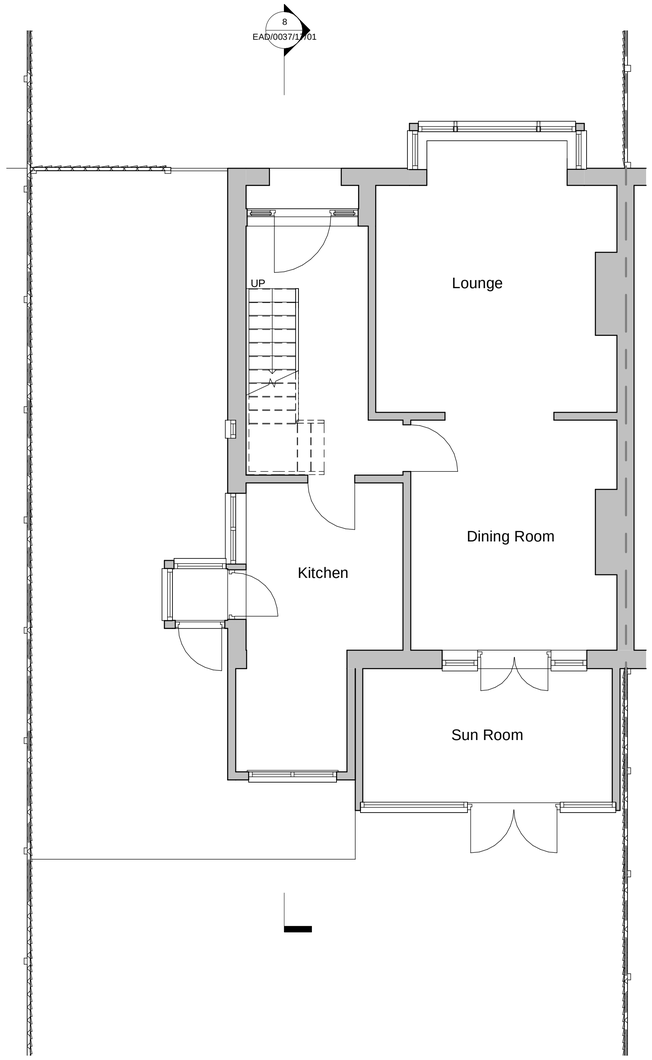

1 Ground Level
1 : 50

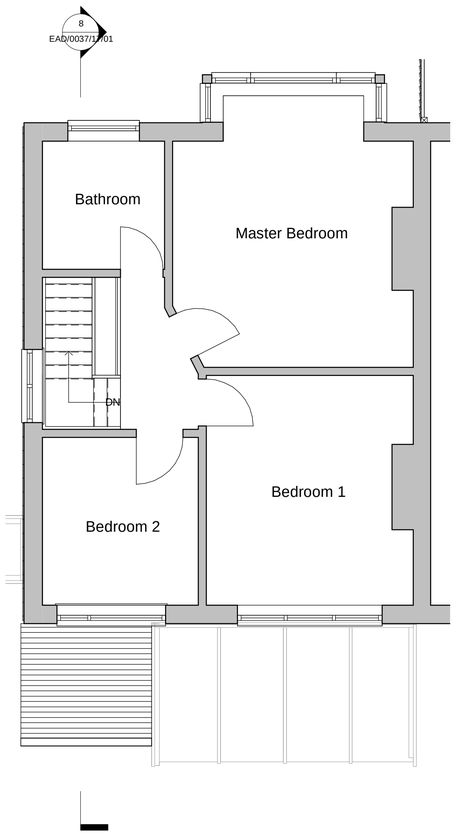

2 First Floor
1 : 50

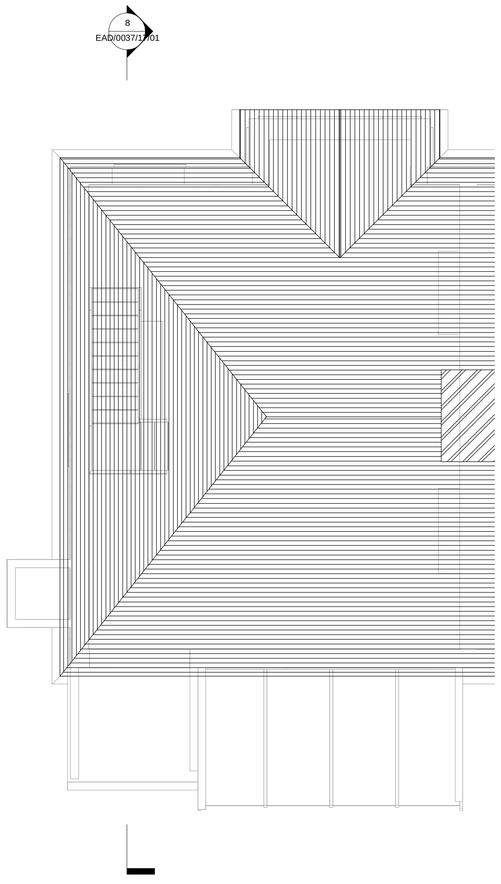

3 Ridge
1 : 50



5 North (Front) Elevation
1 : 100

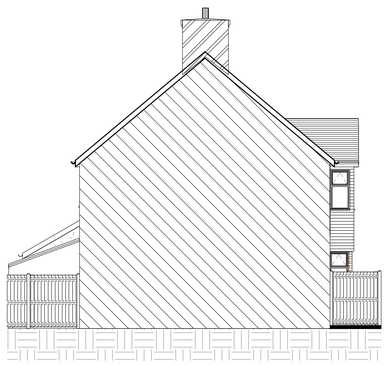

4 East (PTW) Elevation
1 : 100



6 South (Rear) Elevation
1 : 100



7 West (Side) Elevation
1 : 100

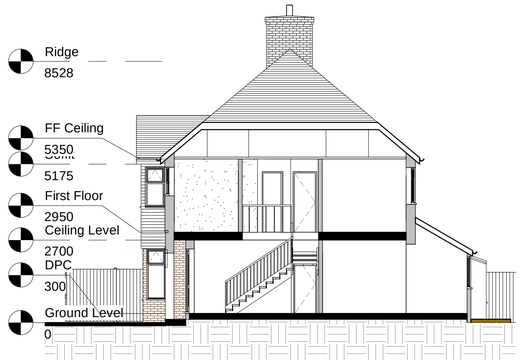

8 Section A-A
1 : 100

0m 1m 2m 3m 4m 5m
VISUAL SCALE 1:50 @ A1

0m 2m 4m 6m 8m 10m
VISUAL SCALE 1:100 @ A1

Notes:

1. THE COPYRIGHT OF THIS DRAWING IS VESTED IN EMPIRE ARCHITECURAL DESIGNS AND IT MAY NOT BE REPRODUCED IN WHOLE OR PART OR USED FOR THE MANUFACTURE OF ANY ARTICLE WITHOUT THE EXPRESS PERMISSION OF THE COPYRIGHT HOLDERS.

2. WORK TO FIGURED DIMENSIONS ONLY.

3. THIS DRAWING IS TO BE READ IN CONJUNCTION WITH ALL RELEVANT ARCHITECTS, SERVICE ENGINEER'S AND EMPIRE ARCHITECURAL DESIGNS DRAWINGS AND SPECIFICATIONS.



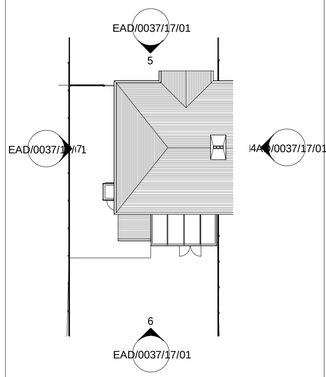

9 Site
1 : 200

Revision Number	Revision Description	Issued by	Revision Date

STATUS: PLANNING ISSUE

Empire Architectural Design
E: enquiries@empire-designs.co.uk
T: 01273 934907
www.empireconstructiongroup.co.uk
339 Kingsway
Hove
East Sussex
BN3 4PD

CLIENT: Mr & Mrs J Field
66 The Crescent
Southwick
BN41 4LA

SITE ADDRESS:

DRAWING:
-
Single Storey
Rear Extension & Loft Conversion

TITLE:
Existing Plans & Elevations

SCALE AT A1:	DATE:	DRAWN:	CHECKED:
As indicated	22/01/18	AP	

PROJECT NO:	DRAWING NO:	REVISION:
THE_CRES	EAD/0037/17/01	