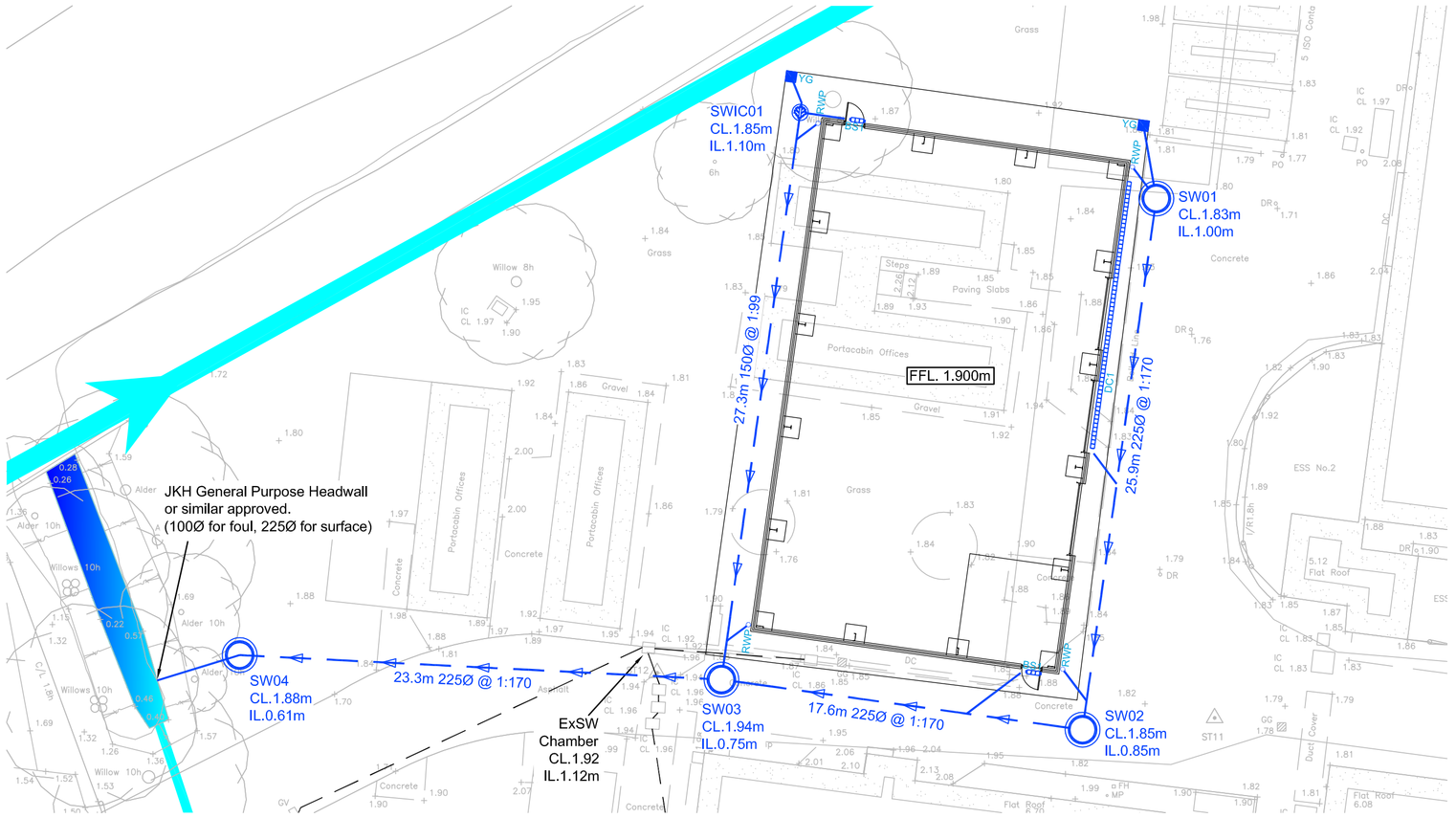

BUILDING B DRAINAGE STRATEGY
(SCALE 1:200)

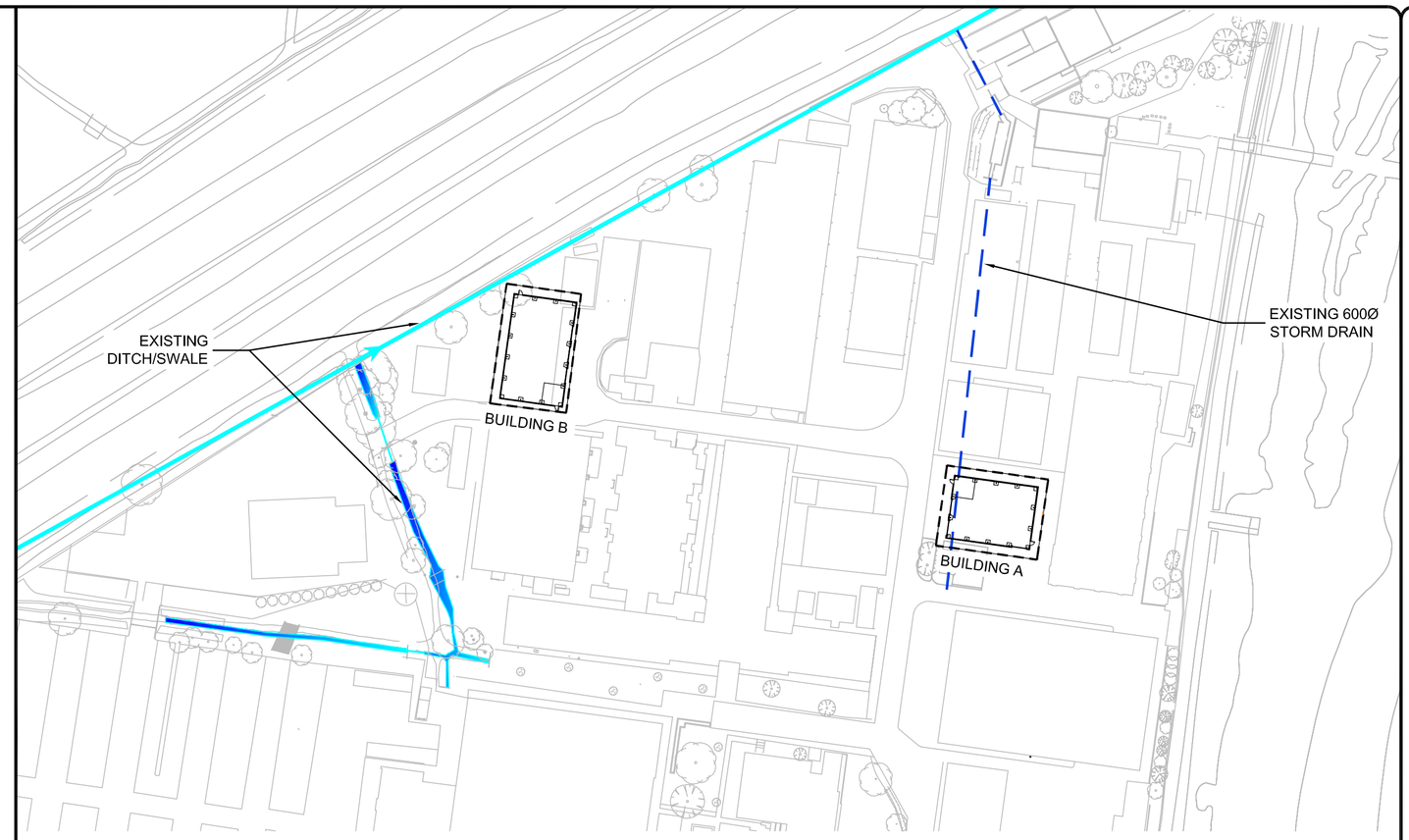

BUILDING LOCATION PLAN
(SCALE 1:1000)

NOTE: EXISTING DRAINAGE TO BE ABANDONED PRIOR TO VIBRO. DURING VIBRO PERIOD TEMPORARY OVER PUMPING TO BE PROVIDED. DIVERSION/PROPOSED DRAINAGE TO BE INSTALLED POST VIBRO.

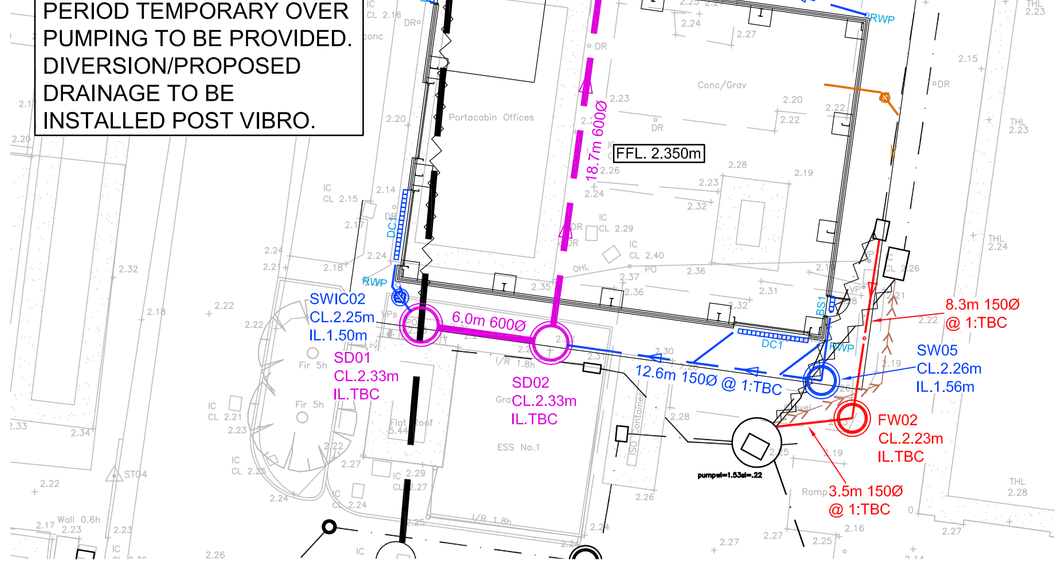

BUILDING A DRAINAGE STRATEGY
(SCALE 1:200)

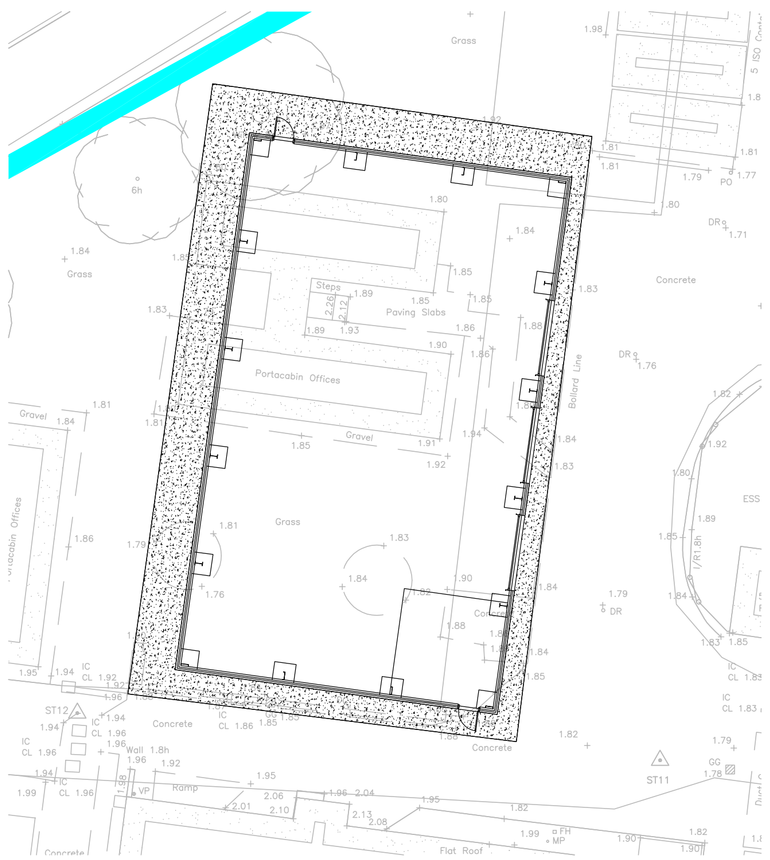

BUILDING B EXTERNAL WORKS
(SCALE 1:200)

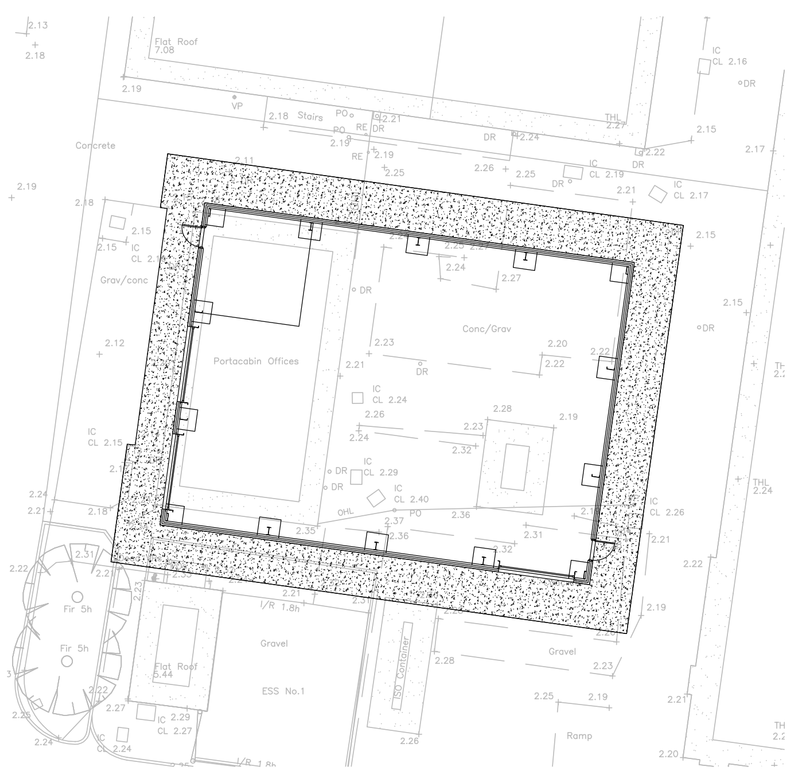

BUILDING A DRAINAGE STRATEGY
(SCALE 1:200)

Notes:

1. DETAILS OF EXISTING DRAINAGE REQUIRED PRIOR TO CONSTRUCTION.

DRAINAGE KEY

PROPOSED SURFACE WATER

- SURFACE WATER DRAIN
- SURFACE WATER MANHOLE
- SURFACE WATER PPIC
- RWP OUTLET
- DRAINAGE CHANNEL (BRICKSLOT)
- DRAINAGE CHANNEL (ACO ROAD DRAIN 100)
- YARD GULLY

PROPOSED FOUL WATER

- FOUL WATER DRAIN
- FOUL WATER MINI ACCESS CHAMBER

PROPOSED DIVERSIONS

- PROPOSED STORM WATER DIVERSION (TO BE INSTALLED POST VIBRO)
- PROPOSED FOUL WATER DIVERSION (TO BE INSTALLED POST VIBRO)
- PROPOSED RISING MAIN (TO BE INSTALLED POST VIBRO)

EXISTING DRAINAGE

- EXISTING DRAINAGE TO BE ABANDONED PRIOR TO VIBRO
- EXISTING FOUL DRAINAGE
- EXISTING STORM DRAINAGE
- EXISTING 600Ø STORM DRAIN

EXTERNAL WORKS KEY

- PROPOSED CONCRETE SURFACING AREA. (jointing details subject to detailed design)

Rev	Date	Description	By	Ckd
T2	31.07.15	BUILDING B FOUL DRAINAGE REMOVED	JW	DB
T1	12.06.15	UPDATED TO TENDER DESIGN. EXTERNAL WORKS SHOWN	JW	DB
P1	05.06.15	PRELIMINARY ISSUE	JW	DB

Hydrock
Unit B1
Elmbridge Court
Gloucester
GL3 1JZ
Tel: +44(0)1452 783 970
E-Mail: gloucester@hydrock.com
or visit www.hydrock.com

Client
RICARDO UK

Project
VEHICLE WORKSHOP

Title
Building A and B
Drainage Strategy and
External Works

Drawing Status
TENDER

Job No.
C15 1290

Drawn	Checked	Scale at A1	Date	Issue Date
JW	DB	AS SHOWN	05.06.2015	31.07.2015

Drawing No.
C-01

Revision
T2

Notes:
All dimensions are to be checked on site before the commencement of works. Any discrepancies are to be reported to the Architect & Engineer for verification. Figured dimensions only are to be taken from this drawing.
This drawing is to be read in conjunction with all relevant Architect's, Engineers' and Service Engineers' drawings and specifications. This drawing is copyright.