1:100 Scale Bar (Metres)

0 1 2 3 4 5 10

NOTE
THIS DRAWING MAY BE SCALED FOR PLANNING PURPOSES ONLY. ALL DIMENSIONS RELATING TO SUB-CONTRACTORS OR SUPPLIERS WORK MUST BE CHECKED AND AGREED BETWEEN THE GENERAL CONTRACTOR AND THE SUB-CONTRACTORS AND SUPPLIERS. ALL DIMENSIONS ARE IN MILLIMETRES. IF IN DOUBT ASK. ALL WORKS OR MATERIALS INDICATED ON THE DRAWING ARE TO BE TO THE LATEST BRITISH STANDARDS AND ARE TO BE CARRIED OUT IN ACCORDANCE WITH THE RELEVANT CODES OF PRACTICE OR RECOGNISED TRADE ASSOCIATION RECOMMENDATIONS AND PUBLICATIONS.
© THIS DRAWING IS THE COPYRIGHT OF TECSPEC.

NORTH

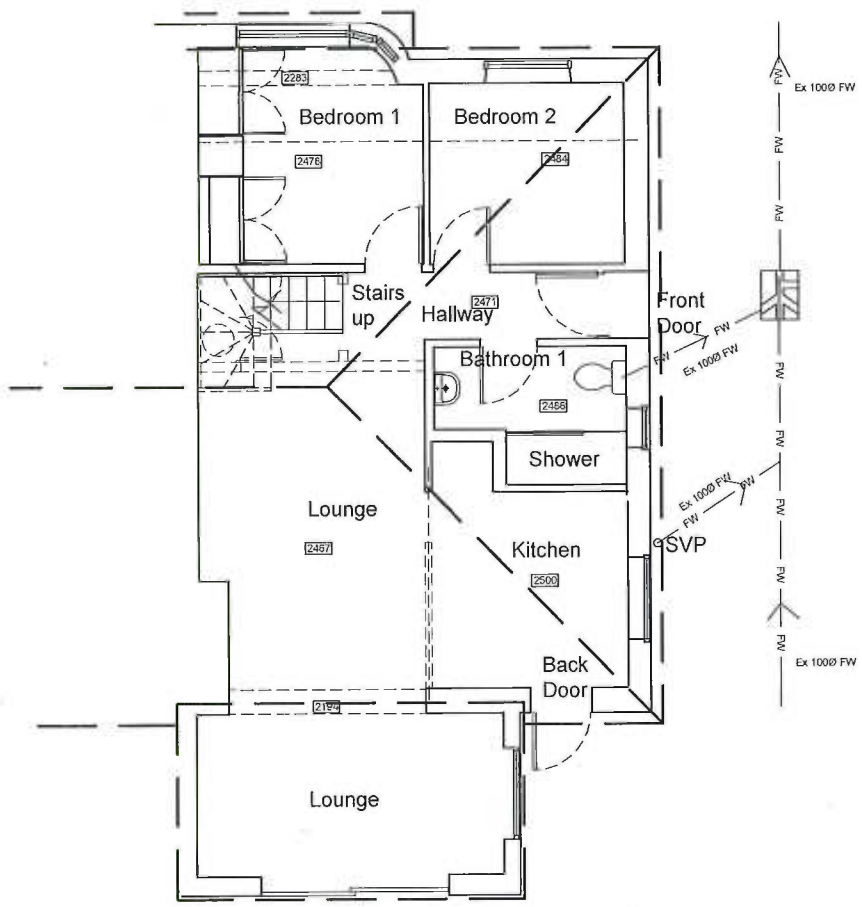

Proposed Ground Floor Plan
Scale 1:100

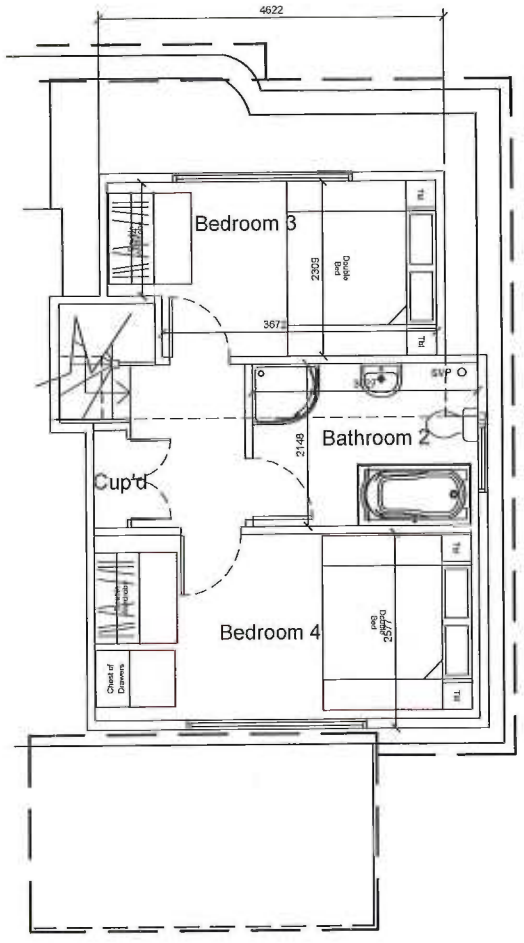

Proposed First Floor Plan
Scale 1:100

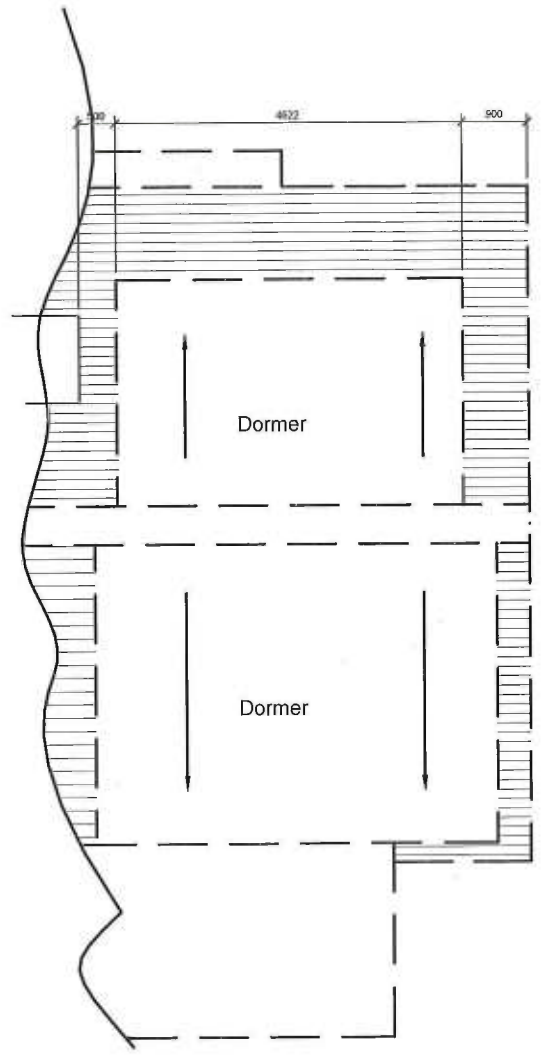

Proposed Roof Plan
Scale 1:100

AMENDMENT

ADUR & WORTHING PLANNING SERVICES

PLAN AWDM/ 1557/18

DATE VALID - 6 DEC 2018

REV	DATE	DRN	DESCRIPTION
C	05/12/18	DB	Front dormer reduced in width as per dimensions shown. Plans amended to suit.
B	29/11/18	DB	Front dormer reduced in depth, roof plan amended to suit.
A	21/11/18	DB	Dormers reduced in height and width.
#	08/10/18	DB	Drawing created.

Tecspec
plan
draw
build



Client
Mr Paul Stakim

Location
7 Lewis Road
Lancing
West Sussex BN15 0NT

Drawing Title
Proposed Ground,First & Roof Floor Plans

Date	Drawn By	Scale
Oct 2018	DB	1:100 @A3

CAD file name
015_Planning_Rev 03.dwg

Drawing No	Revision
015/SL-30	C

PLANNING