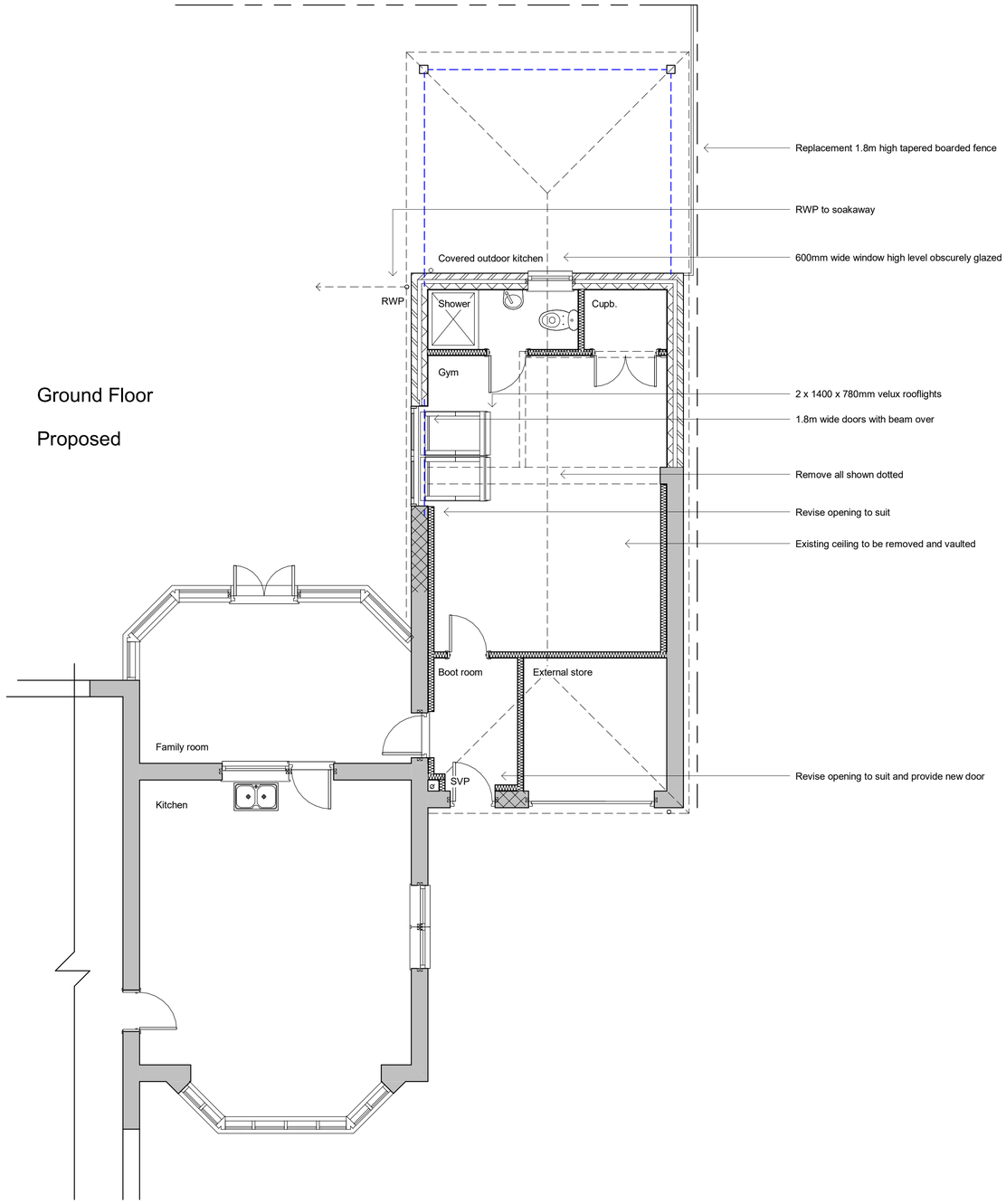

Ground Floor

Proposed

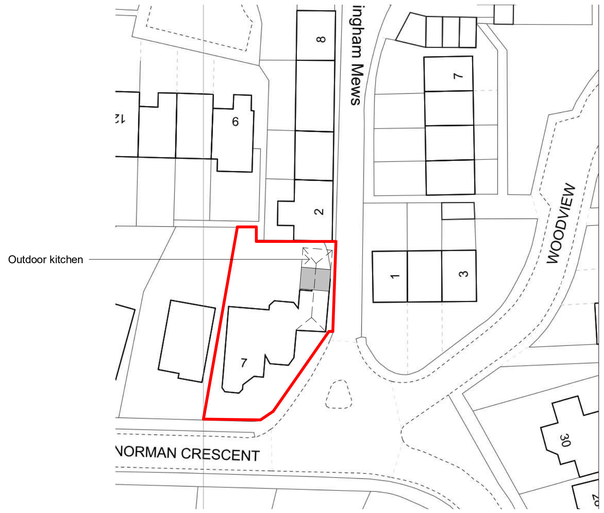

Site Plan 1:500

Site Plan 1:1250

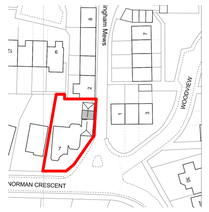

North



Front Elevation - South

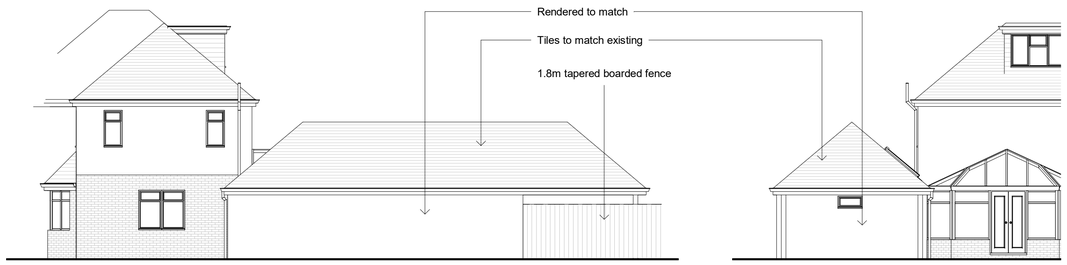

Side Elevation - East

Rear Elevation - North



Side Elevation - West

Revisions

0.5 0 0.5 1 1.5 2 2.5
SCALE 50 m
1:

1 0 1 2 3 4 5
SCALE 100 m
1:

5 0 5 10 15 20 25
SCALE 500 m
1:

10 0 10 20 30 40 50
SCALE 1250 m
1:

Materials

Drawing Number	2024/42	Sheet	2 of 2
Size	A1	Scale	1:50, 1:100, 1:500, 1:1250

Project

Proposed details
March 2024

Job Title

7 Norman Crescent
Shoreham by sea
BN43 6AH

Do Not scale from this drawing except for planning as photocopies will be subject to distortion
Drawings to be read in conjunction with all other Designers and structural engineers contract drawings and specifications:
Any discrepancies must be brought to the attention of the Designer immediatialy.
The contractor must verify all dimensions by site measurement before ordering materials or manufacturing components
Substitute materials and products to those named will be acceptable if proven to be of equal or higher performance and not in conflict with other elements

M.J.Humphrey
Ltd

RICS cabe chartered association of building engineers

Mel Humphrey MRICS, MBEng
9 Aldsworth Avenue
Goring By Sea
West Sussex
BN12 4XQ

Mel@mjhumphrey.co.uk
07701055182

Adam Humphrey
4 Thalassa Road
Worthing
West Sussex
BN11 2HH

Adam@mjhumphrey.co.uk
07812419142