ADUR DISTRICT COUNCIL

Adur District Council

Town and Country Planning Act 1990

Office use
App Ad/0061/08
Date Rc. 11 FEB 2008
Fee 135

Householder's planning application form

Use this form to apply for planning permission to extend or alter your house or flat, to build a garage or other structure on your property or to create access for a vehicle onto a classified road (please read note 9).

Please read the notes before you fill in this form.

1 Please give the address of the property to be altered or extended.

188 DOWNSIDE, SHOREHAM-BY-SEA
BN43 6HD

2 Type of property (please tick)

Detached House	☐	Terraced House	☐	Other (please give details)	☑
Semi-detached House	☐	Flat	☐	SEMI-DETACHED BUNGALOW.	

3 Please describe the development you are applying for.

LOFT CONVERSION TO CHANGE HIPPED ROOF TO GABLE END WITH ENLARGED REAR DORMER TO PROVIDE ENLARGED BEDROOM 3. NEW BEDROOM 4 & SHOWER ROOM.

4 Applicant (in block capitals)

Full name :	MR KEVIN BUCK
Address (including postcode):	188 DOWNSIDE, SHOREHAM BY SEA BN43 6HD.
Phone Number:	
Home:	
Work:	
Extension:	
Fax Number:	

Agent (if any)

Full name :	TERRANCE BANFIELD.
Address (including postcode):	22 DOWNLAND ROAD WOODINGDEAN BRIGHTON BN2 6DJ
Phone Number:	01273 691263
Home:	
Work:	
Extension:	
Fax Number:	

5 Please enclose four copies of this form and four sets of plans.
Please number

	Plan number	Scale
Location plan	LP/DS188/107/1	1:1250
Block plan	BP/DS188/107/1	1:500
Floor plan	DS188/107/1	1:50
Elevations	DS/88/107/1	1:100
Other		

6 Will the development involve cutting down any trees? Yes ☐ No ☑
If "Yes", please show these clearly on the block plan.

7 Will the development (including any new or altered access affect a public footpath or any other public right of way? Yes ☐ No ☑

8 Does this application require a fee? (See note 3) Yes ☑ No ☐

If "No", please tick the option that applies (See note 3) A ☐ B ☐ C ☐

If "Yes", please state the fee enclosed (See note 4) £138

Signature: [redacted] Date: 23/1/08.

Please print your name: T R BANFIELD

Certificate under Article 7 of the Town and Country Planning (General Development Procedure) Order 1995

If anyone else owns the land or part of it, you must fill in Certificate B, which you can get from the Planning Section. You must also tell the owner of the land about this application by serving a notice on them. If you own all of the land, you must fill in Certificate A below.

Certificate A

I confirm that:

- Nobody except the applicant was an owner of any part of the land involved at the beginning of the period of 21 days before the date of this application; and
- none of the land this application relates to is an agricultural holding or part of an agricultural holding.

Signature: [redacted] Date: 23/1/08.

Please print your name: T R BANFIELD

Ordnance Survey®

OS Sitemap™

PLANNING DIVISION

PLAN No. AX/0061/08

DATE 11 FEB 2008

RECEIVED

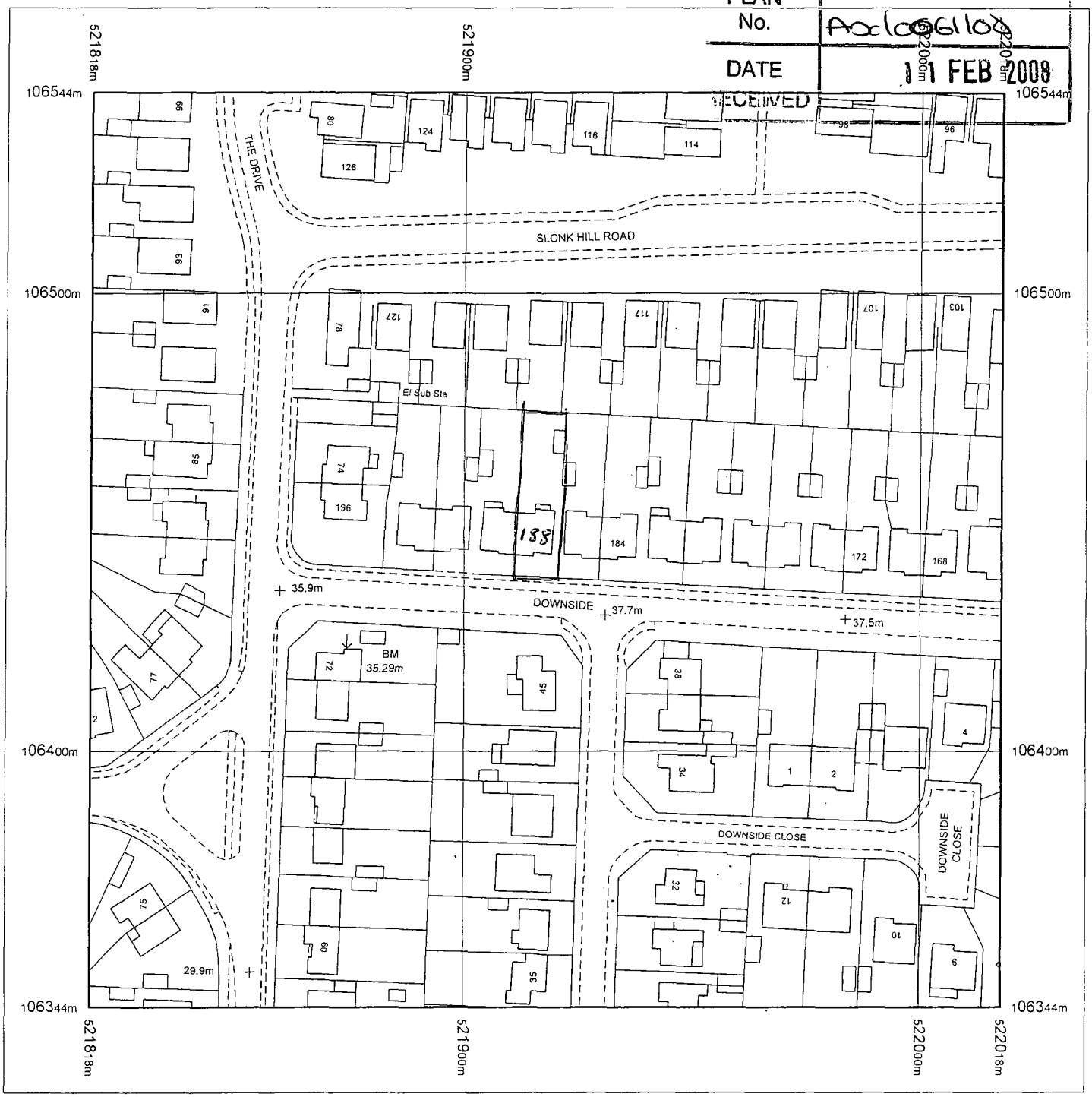

Produced 14.01.2008 from the Ordnance Survey National Geographic Database and incorporating surveyed revision available at this date. © Crown Copyright 2008.

Reproduction in whole or part is prohibited without the prior permission of Ordnance Survey.

Ordnance Survey and the OS Symbol are registered trademarks and OS Sitemap is a trademark of Ordnance Survey, the national mapping agency of Great Britain.

The representation of a road, track or path is no evidence of a right of way.

The representation of features as lines is no evidence of a property boundary.

Metres
0 20 40

Scale 1:1250

Supplied by: **Outlet User**
Serial number: 00257800
Centre coordinates: 521918 106444

Further information can be found on the OS Sitemap Information leaflet or the *Ordnance Survey web site:* www.ordnancesurvey.co.uk

LP/DS188/107/1

188 Downside

Shoreham by Sea

BN43 6HD

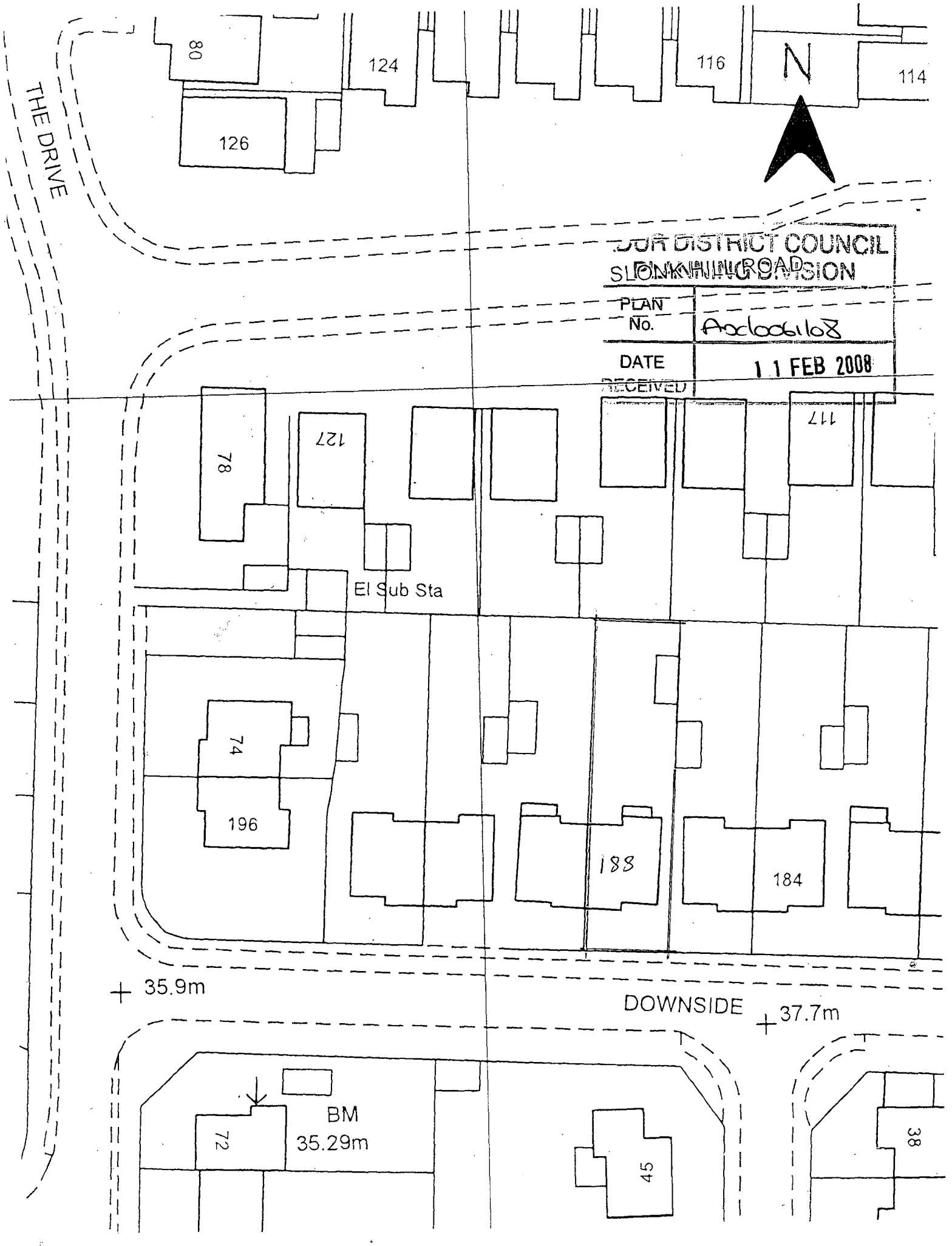

ADUR DISTRICT COUNCIL
PLANNING DIVISION
PLAN No. Adc0061/08
DATE RECEIVED 11 FEB 2008

BLOCK PLAN 188 DOWNSIDE, SHOREHAM-BY-SEA SCALE 1:500
DRG NO. BP/DS 188/107/1



FRONT ELEVATION

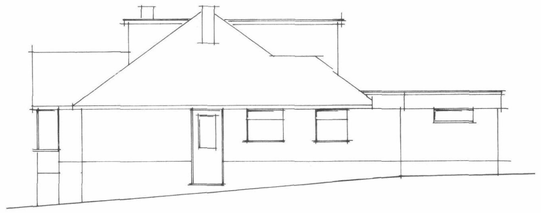

RIGHT FLANK



REAR ELEVATION

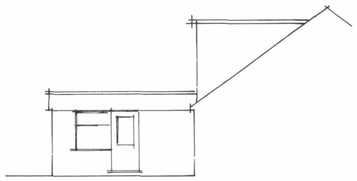

LEFT FLANK unaltered



PROPOSED FRONT

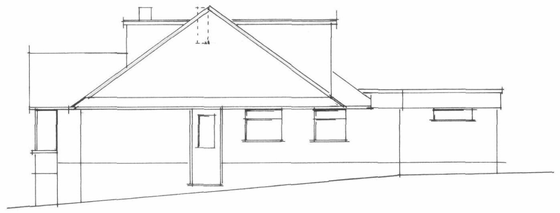

PROPOSED RIGHT FLANK



PROPOSED REAR

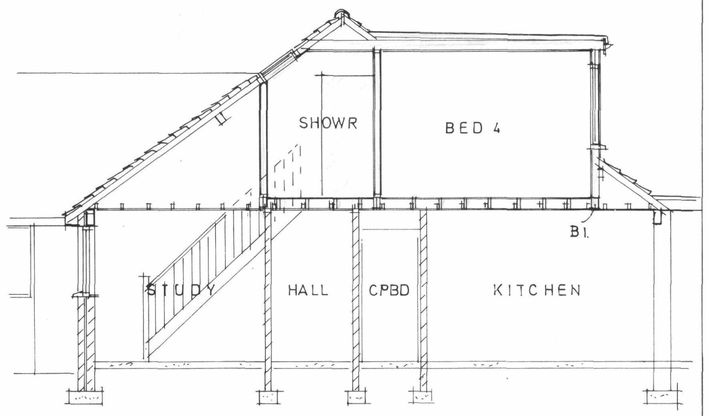

SECTION A-A

PROPOSAL: LOFT CONVERSION TO CHANGE ROOF FROM HIPPED TO GABLE WITH ENLARGED REAR DORMER TO PROVIDE ENLARGED BEDROOM 3, NEW BEDROOM 4, AND SHOWER ROOM

DORMER ROOFS: WARM ROOF CONSTRUCTION. TREATED SOFTWOOD JOISTS AT 400 C/C MAX. SPAN 3.75M WITH FIRRINGS TO GIVE A MIN. FALL OF 1:40. FLAT ROOF FINISH TO COMPRISE 3 LAYER FELT TO BS. 747 LAID TO CP. 144, ON CELOTEX TD 115,
FLAT ROOF FINISH TO COMPRISE 3 LAYER FELT TO BS. 747 LAID TO CP. 144 WITH 12MM OF BEDDED CHIPPINGS. RETURN FELT MIN 150 UNDER ROOF TILES, PROVIDE UPVC FASCIA AND SOFFIT AND UPVC GUTTER AND DOWN PIPE, CEILING TO DORMERS TO COMPRISE INSULATE CEILING AND DORMER FLAT ROOF WITH 118MM CELOTEX INTERNAL FINISH TO BE 12MM FOIL BACKED PLASTERBOARD AND SET COAT.

EXISTING ROOF :
REMOVE EXISTING 100 X 50 JACK RAFTERS AND REPLACE WITH 100 X 50 COMMON RAFTERS AT 400MM C/C MAX RAFTER SPAN TO NOT EXCEED 3M. WITH CONCRETE TILES ON FELT AND BATTONS TO MATCH EXISTING. PROVIDE VENTILATION TO EAVES EQUIVALENT TO CONTINUOUS 25MM WIDE STRIP. RIDGE VENTS TO BE EQUIVALENT TO A CONTINUOUS 5MM STRIP.

GABLE END WALL & DORMER WALLS:
PLAIN CONCRETE TILE HANGING ON TREATED SOFTWOOD BATTONS ON SARKING FELT TO BS7747 ON 9MM EXTERIOR GRADE PLYWOOD SHEATHING ON 50 X 100 SC3 GRADE STUDWORK AT 400 C/C. 50 X 100 HEAD AND SOLE PLATES WITH SOLID NOGGINS AT MID HEIGHT. STUDWORK INFILLED WITH 100MM CELLOTEX FITTED AGAINST INSIDE OF PLYWOOD, AND FINISHED INTERNALLY WITH 12MM FOIL BACKED PLASTERBOARD. 5KIM FINISH TO PLASTERBOARD.
DOUBLE 50 X 100 STUDS TO CORNERS AND AT WINDOW JAMBS. PROVIDE 2NO 200 X 50 SC3 BEAMS SPIKED TOGETHER OVER WINDOWS WITH MIN END BEARING OF 100MM MAX SPAN 2.1M. PROVIDE CODE 4 LEAD FLASHING AND SOAKERS AT JUNCTION OF DORMER AND EXISTING ROOF STRUCTURE. PROVIDE DOUBLE RAFTERS AND TRIMMERS ROUND DORMERS. DORMER CHEEKS WITHIN 1M OF THE BOUNDARY TO INCORPORATE 9MM SUPERLUX OR EQUIV OVER THE PLYWOOD ON THE EXTERNAL SIDE AND TO HAVE 2 NO. 12.5 MM PLASTERBOARD OR 12.5MM FIRE WALL ON THE INTERNAL FACE.

SKEILINGS:
INSULATE SKEILINGS WITH 50MM CELOTEX BETWEEN RAFTERS WITH 50MM AIR SPACE OVER AND 75 MM CELOTEX TO THE FACE OF THE RAFTERS PROVIDE INTERNAL FINISH OF 12.5MM FOILBACKED PLASTERBOARD AND SET COAT.

INTERNAL WALLS:
50 X 100 SC GRADE TIMBER STUDWORK AT 400 C/C WITH 50 X 100 HEAD AND SOLE PLATES, WITH NOGGINS AT MID HEIGHT, INTERNAL PARTITIONS TO HAVE MIN 10KG/M² ROCKWOOL BETWEEN STUDS. DWARF STUD WALLS ADJACENT TO ROOF SPACE TO BE INSULATED WITH MIN. 100MM CELOTEX AND FINISHED INTERNALLY WITH 12.5MM FOIL BACKED PLASTERBOARD AND SET

FLOOR:
PROVIDE NEW FLOOR JOISTS AT 400C/C LAID BETWEEN EXISTING CEILING JOISTS, WITH 18MM T&G MOISTURE RESISTANT CHIPBOARD FLOORING.

BEAMS:
FOR DETAILS OF BEAMS AND SUPPORTING STRUCTURE REFER TO ENGINEERS CALCULATIONS. ALL BEAMS TO HAVE MIN 150MM END BEARING. PAINT STEEL BEAMS WITH INTUMESCENT PAINT.

WINDOWS PROVIDE UPVC DOUBLE GLAZED WINDOWS AND VELUX WINDOWS TO PROVIDE 1/10 FLOOR AREA NATURAL LIGHT AND 1/20TH FLOOR AREA VENTILATION. PROVIDE 8000MM.TRICKLE VENT TO WINDOWS.
GLAZING TO HAVE SOFT E COATING AND 16MM AIR GAP. MOE WINDOW WITH MIN. OPENING OF 800 X 550MM. SITUATED MAX 1.0 AND MIN OF 600MM ABOVE FLOOR LEVEL

FIRE PRECAUTIONS:
PROVIDE DOUBLE 12.5MM F/B TO BOTH SIDES OF PARTITION BETWEEN BEDROOMS, SHOWER ROOM & STAIRWELL.
FIT MAINS OPERATED INTERLINKED SMOKE ALARMS TO FIRST FLOOR LANDING AND GROUND FLOOR HALL AND AT THE FOOT OF THE STAIRS IN THE STUDY *(TO CONFORM TO BS 5446).PROVIDE MIN 10KG/M³ ROCKWOOL BETWEEN FIRST FLOOR JOISTS SUPPORTED ON* CHICKEN WIRE..DOORS TO FIRST FLOOR BEDROOMS TO BE 1/2 HR FIRE RATED .

BATHROOM VENTILATION: PROVIDE MECHANICAL EXTRACTOR FAN TO WITH AN EXTRACTION RATE OF 15 LITRES PER SEC WITH 15MIN OVERUN. DUCTED TO OUTSIDE AIR .

SOIL PIPE AND WASTES:EXISTING SOIL PIPE DISCHARGES INTO FOUL WATER SYSTEM AT INVERT LEVEL. ALL PLUMBING TO CONFORM TO BS EN 12056:2000. CONNECT NEW WC, TO EXISTING SOIL PIPE VIA 100MM UPVC PIPEWORK. SHOWER TO HAVE 40mm WASTE. HAND BASIN TO HAVE 32mm DIA WASTE. ALL TO HAVE 75 MM DEEP SEAL TRAPS AND BE PROVIDED WITH RODDING ACCESS AT 90 DEGREE BENDS.
EXISTING SVP TO TERMINATE MIN 900mm ABOVE ANY WINDOW OPENING WITHIN 3.0M

LIGHTING : NEW LIGHT FITTINGS TO HAVE A LUMINOUS EFFICACY OF 40 LUMENS PER CIRCUIT WATT.

ELECTRICAL WORK: ALL ELECTRICAL WORK TO MEET THE REQUIREMENTS OF PART P (ELECTRICAL SAFETY) AND MUST BE DESIGNED, INSTALLED, INSPECTED AND TESTED BY A PERSON COMPETENT TO DO SO.
AN APPROPRIATE BS 7671 ELECTRICAL INSTALLATION CERTIFICATE ISSUED BY A PERSON COMPETENT TO DO SO MAY BE *REQUIRED PRIOR TO COMPLETION.*

ALL DIMENSIONSTO BE CONFIRMED BY CONTRACTOR ON SITE.
EXPOSE AND CHECK EXISTING WALLS, FOUNDATIONS, BEAMS, AND LINTOLS TO CONFIRM THEIR ADEQUACY AS REQUIRED BY BUILDING INSPECTOR. UPGRADE IF REQUIRED

PROPOSED LOFT CONVERSION
AT
188 DOWNSIDE, SHOREHAM-BY-SEA

DRAWN BY T R BANFIELD JAN. 2007

DRG. NO. DS188/107/1

SCALES 1:50 AND 1:100

ADUR DISTRICT COUNCIL
PLANNING DIVISION
PLAN No. A1a1a1a1a1
DATE RECEIVED 11 FEB 2008

SITE LOCATION PLAN 1:1250

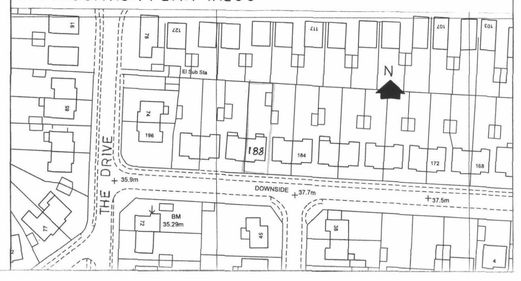

GROUND FLOOR

FIRST FLOOR

PROPOSED FIRST FLOOR