ADUR DISTRICT COUNCIL

TOWN AND COUNTRY PLANNING ACT, 1990

APPLICATION FOR PLANNING PERMISSION

4 copies of this form required, together with plans and appropriate fee.
All measurements are to be given in metric.
If site relates to Lancing or Sompting, please submit 5 copies.

FOR OFFICIAL USE ONLY
Appl. No A/0028/07
Date Received 15 MAY 2007
Fee 135
Rem. List

IT IS IMPORTANT THAT YOU READ THE GUIDANCE NOTES AS INCORRECT COMPLETION INVOLVES DELAY

1. Applicant (In BLOCK CAPITALS)	Agent (if any) to whom correspondence should be sent (In BLOCK CAPITALS)
Name RICARDO UK LTD SHOREHAM TECHNICAL CENTRE	Name TREVOR E. GIBSON MCIAT ARCHITECTURAL SERVICES
Address BRIDGE WORKS SHOREHAM-BY-SEA WEST SUSSEX BN43 5FG	Address 43 REDHILL DRIVE BRIGHTON BN1 5FH
Tel. No. [redacted]	Tel. No. 01273 509806

2. Type of Application (see Note 2)

		State Yes or No
(a)	Full planning permission (including changes of use)	YES
(b)	Outline planning permission	NO →
(c)	Renewal of a temporary permission	NO
(d)	Permission for retention of building or continuance of use without complying with a condition imposed on a planning permission	NO
(e)	Permission to develop land without complying with a condition imposed on a planning permission.	NO

If yes, state those matters to which this application relates (tick where appropriate)

(i)	Siting	☐
(ii)	Design	☐
(iii)	External appearance	☐
(iv)	The means of access	☐
(v)	Landscaping of the site	☐

If yes, state the date and number of the permission and outline the particular condition

Date

Application No.

Condition No.

3. (a) Full **address or location** of the land to which this application relates

TEST SHOP 15
RICARDO UK LTD
SHOREHAM TECHNICAL CENTRE
BRIDGE WORKS, SHOREHAM-BY-SEA
WEST SUSSEX BN43 5FG

(b) State whether applicant owns or controls any adjoining land — State Yes or No: YES — If yes, this land must be edged blue on the location plan

(c) Area of site 6.3 hectares/~~sq. metres~~

Dimensions of the application site and distances from the new buildings to boundaries must be clearly indicated on plans

(d) Description of proposed development (If residential development, state no. of units proposed and type if known e.g. houses, bungalows, flats)	INSTALLATION OF DILUTION TUNNEL & OUTLET ON EAST SLOPE OF TEST SHOP 15 ROOF INCLUDING ADAPTION OF EXISTING ADJACENT EXHAUST OUTLETS

(e) State whether the proposal involves:-

		State Yes or No
(i)	New building(s) or structure(s)	NO
(ii)	Alteration or extension of building(s)	YES
(iii)	Construction of a new) vehicular access to a highway) pedestrian	NO / NO
(iv)	Alteration of an existing) vehicular access to a highway) pedestrian	NO / NO
(v)	Closure of existing access	NO
(vi)	Change of use only	NO

4. Particulars of **Use** of Buildings or Land: state (a) Present use TEST SHOP 15 – TESTING FACILITY
(b) If vacant, the last use N/A

5. **Additional information**

		State Yes or No		State Yes or No
(a)	Is the application for industrial, office warehousing, storage, shopping, commercial purposes or places of public assembly? (See note 5)	YES	If yes, complete part 2 of form C.P. 1	YES
(b)	Is the application for the winning or working of minerals?	NO	If yes, complete part 4 of form C.P. 1	
(c)	Is the application for an agricutural dwelling or building?	NO	If yes, complete part 6 of form C.P. 1	
(d)	Does the proposed development involve the demolition of any residential units?	NO	If yes, how many units? Please indicate their position on plans	
(e)	Does the proposed development involve the felling of any trees?	NO	If yes, indicate their position on plans	
(f)	Does the proposed development involve any public right of way within the site?	NO	If yes, indicate the position on plan	
(g)	Does the proposed development involve demolition or alteration of a building or Special Architectural or Historic interest or demolition within a Conservation Area?	NO	If YES a separate application for **Listed Building Consent or Conservation Area Consent** may be necessary.	

(h) (i) How will surface water be disposed of? (i) N/A
(ii) How will foul sewage be disposed of? (ii) N/A
(e.g. mains, cesspit, etc.)

6. Plans (See Note 6). List of drawings and plans submitted as part of the application - indicate drawing numbers and scales.
4 sets of all drawings are required. Additional copies in respect of major applications will assist in determination of such applications. All measurements are to be given in metric (89/617 EEC Directive)

SEE ATTACHE LETTER & DESIGN AND ACCESS STATEMENT

7. Fees (See Note 7)
If a fee is submitted please give the amount £ 135.00

8. I/WE APPLY FOR PLANNING PERMISSION AS DETAILED ABOVE.

DATE . . . 11 MAY 2007 . . . . . SIGNED . . [redacted] TREVOR E. GIBSON ARCHITECTURAL SERVICES . . . . . .

on behalf of RICARDO UK LTD
(insert applicant's name if signed by an agent)

9. Certificate under Section 65 of the Town and Country Planning Act. 1990 (Article 7 of the T & CP (General Development Procedure) Order 1995
N.B. A signed certificate MUST accompany this application (See Note 9).
If the applicant is the sole owner (a) the following certificate should be completed and signed.

CERTIFICATE A

(a) Owner means a person having a freehold interest or tenancy the unexpired term of which was not less than 7 years

1. **Certificate A(a)**
I certify that

on the day 21 days before the date of the accompanying application nobody, except the applicant, was the owner (a) of any part of the land to which the application relates.

*2. None of the land to which the application relates is or is part of an agricultural holding.

OR

~~*3. *I have~~ ~~*myself~~ ———— given requisite notice to every person other than ———— who, on the day. The applicant has himself/herself

21 days before the date of the application was a tenant ~~of an~~ agricultural holding on all or part of the land to which the application relates, ~~as follows~~

Name of Tenant | Address at which Notice was served | Date on which Notice was served

*Delete where inappropriate

Signed . . [redacted] TREVOR . E. GIBSON

On behalf of . RICARDO . UK . LTD

Date . . . . 11 MAY 2007

WEST SUSSEX

ADUR DISTRICT COUNCIL

Application No.

(For official use only)

PLANNING APPLICATION FORM PART 2

Additional information required in respect of Applications for Industrial, Office, Warehousing, Storage, Shopping, Rest and Nursing Homes, Commercial Purposes or Places of Public Assembly.
4 copies of this form should be submitted
N.B. Please use GROSS figures only (external measurement). All measurements are to be given in metric (89/617 EEC Directive)

1.	In the case of industrial development, give a description of the processes to be carried on and of the end products, and the type of plant or machinery to be installed. Please relate your answer to question 5 below.	INSTALLATION OF DILUTION TUNNEL & OUTLET ON EAST SLOPE OF EXISTING TEST SHOP 15 ROOF INCLUDING ADAPTION OF EXISTING ADJACENT EXHAUST OUTLETS (FOR ENGINE TESTING)
2.	Name and address of proposed occupier and type of business	RICARDO UK LTD SHOREHAM TECHNICAL CENTRE BRIDGE WORKS SHOREHAM BY SEA WEST SUSSEX BN43 5FG ENGINE DESIGN, MANUFACTURE, TESTING & DEVELOPMENT, ENGINE & VEHICLE NOISE CONTROL & FUEL/LUBRICANT TESTING
3.	Is the proposal related to an existing use on or near the site? If so, please explain the relationship.	State Yes or No: YES — IMPROVED EXHAUST FACILITY TO EXISTING ENGINE TEST SHOP
4.	Is this a proposal to replace existing premises in this area or elsewhere which have become obsolete, inadequate or otherwise unsatisfactory? If so, please give details including gross floor area of such premises and state your intentions in respect of those premises.	State Yes or No: NO

5. Details of floor areas and uses

		Existing Floor Space or use(if any)	Proposed New Floor Space or use	Total Floor Space (allow for any space lost)
(a)	What is the amount of industrial floor space?	(a)..... m^2	..... m^2	..... m^2
(b)	What is the amount of office floor space?	(b)..... m^2	..... m^2	..... m^2
(c)	What is the amount of retail floor space?	(c)..... m^2	..... m^2	..... m^2
(d)	What is the amount of storage or warehousing floor space?	(d) N/A m^2	..... m^2	..... m^2
(e)	Other uses(please specify).....	(e)..... m^2	..... m^2	..... m^2
	.....	..... m^2	..... m^2	..... m^2
	TOTALS			

6. Staff

		Office Male	Office Female	Industrial Male	Industrial Female	Other Staff Male	Other Staff Female
(a)	Number of staff in existing premises on the site	(a).....	.....	.....	.....	.....	.....
(b)	How many new staff will be employed on the site as a result of the development?	(b).....	.....	N/A	.....	.....	.....
(c)	If you propose to transfer staff from other premises, please give details of the numbers involved and of the premises affected.	(c).....	.....	.....	.....	.....	.....

P.T.O.

C.P.1(Pt.2)

7.	In the case of restaurants, hotels, public houses, theatres, cinemas, meeting halls, Rest and Nursing Homes, etc. please specify (a) public floor space (Total) (b) seating capacity (c) bar floor area (d) bedrooms as appropriate	(a)..... N/A ..... sq.m. (b)..... (c)..... sq.m. (d)..... single double
8.	What provisions have been made for parking, loading and unloading of vehicles within the curtilage on the site? (Please show location of such provision on the plans and distinguish between parking for operational needs and other purposes) State number of spaces	N/A car..... lorry.....
9.	What is the estimated vehicular traffic flow to the site during a normal working day? (Please include all vehicles but separately specify those used by employees driving to work)	N/A
10.	What is the nature, volume and proposed means of disposal of any trade effluents or trade refuse?	N/A
	HAZARDOUS MATERIALS	State Yes or No
11.	Will the proposed use involve the use or storage of any hazardous substances?	NO — If 'YES' please indicate

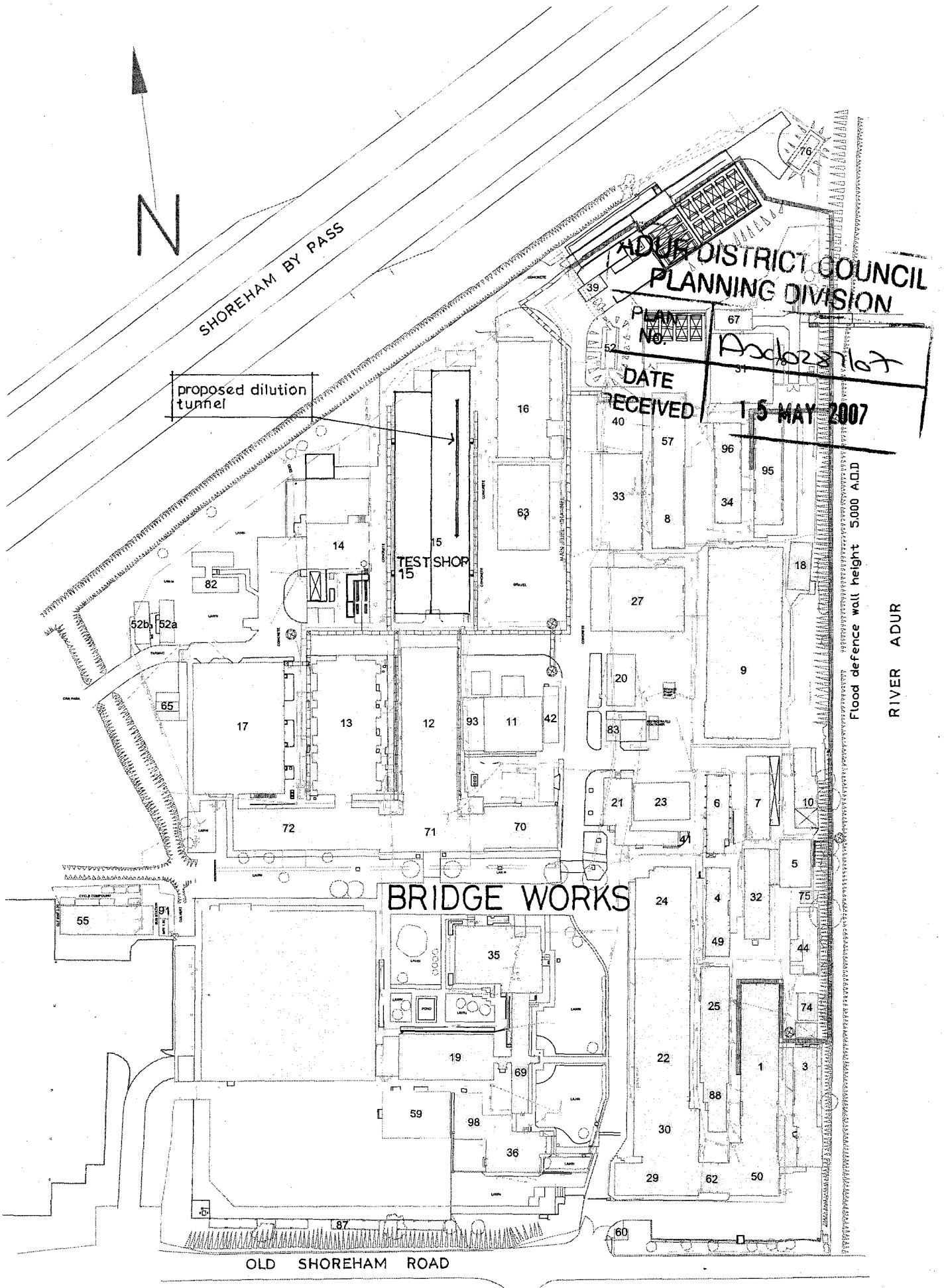

RICARDO UK Ltd.
SHOREHAM TECHNICAL CENTRE
BRIDGE WORKS · SHOREHAM-BY-SEA
WEST SUSSEX · BN43 5FG
SITE LAYOUT

PROPOSED INSTALLATION OF DILUTION TUNNEL & OUTLET ON EAST SLOPE OF TEST SHOP 15 ROOF INCLUDING ADAPTION OF EXISTING ADJACENT EXHAUST OUTLETS

MAY 2007

2007/147/02

RICARDO UK Ltd SHOREHAM TECHNICAL CENTRE BRIDGE WORKS SHOREHAM-BY-SEA WEST SUSSEX BN43 5FG	MAY 2007	1:5000	TREVOR E. GIBSON MCIAT ARCHITECTURAL SERVICES 43 REDHILL DRIVE BRIGHTON EAST SUSSEX BN1 5FH TEL & FAX: 01273 509806
PROPOSED INSTALLATION OF DILUTION TUNNEL & OUTLET ON EAST SLOPE OF TEST SHOP 15 ROOF INCLUDING ADAPTION OF EXISTING ADJACENT EXHAUST OUTLETS			
KEY PLAN	2007/147/03		Revision

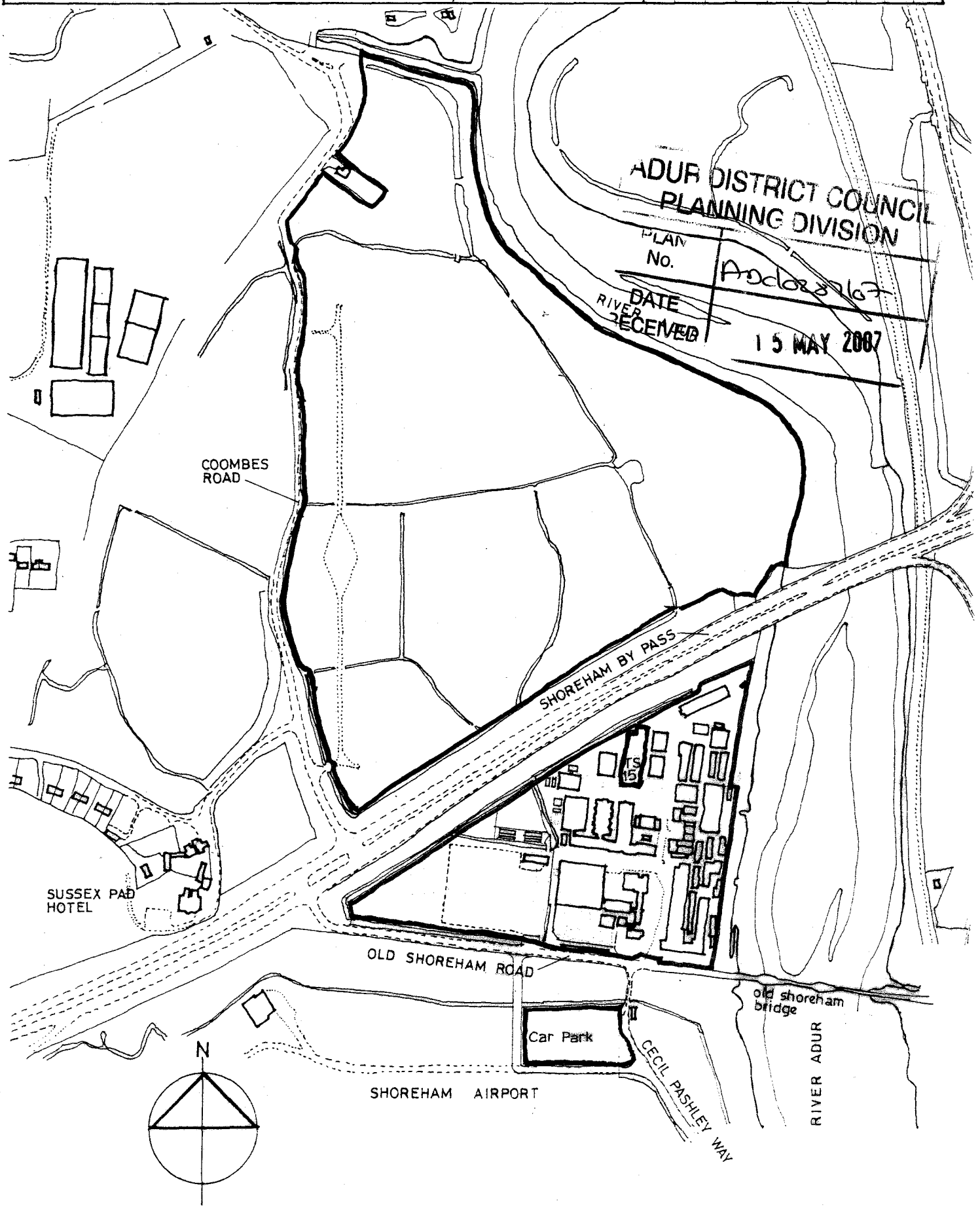

No dimensions to be scaled from drawing.

EXISTING EXHAUST OUTLETS ON EAST ROOF SLOPE OF TEST SHOP 15

ADUR DISTRICT COUNCIL
PLANNING DIVISION
PLAN No. AD0287
DATE RECEIVED 15 MAY 2007

PROPOSED INSTALLATION OF DILUTION TUNNEL & OUTLET ON EAST SLOPE OF TEST SHOP 15 ROOF INCLUDING ADAPTION OF EXISTING ADJACENT EXHAUST OUTLETS

MAY 2007

2007/1171/P1

RICARDO UK Ltd
SHOREHAM TECHNICAL CENTRE
BRIDGE WORKS · SHOREHAM-BY-SEA
WEST SUSSEX · BN43 5FG



EXISTING EXHAUST OUTLETS ON EAST ROOF SLOPE OF TEST SHOP 15

RICARDO UK Ltd
SHOREHAM TECHNICAL CENTRE
BRIDGE WORKS · SHOREHAM-BY-SEA
WEST SUSSEX · BN43 5FG

PROPOSED INSTALLATION OF DILUTION TUNNEL & OUTLET ON EAST SLOPE OF TEST SHOP 15 ROOF INCLUDING ADAPTION OF EXISTING ADJACENT EXHAUST OUTLETS

2007/1474/P3

RICARDO UK Ltd
SHOREHAM TECHNICAL CENTRE
BRIDGE WORKS, SHOREHAM-BY-SEA
WEST SUSSEX, BN43 5FG

PROPOSED INSTALLATION OF DILUTION TUNNEL & OUTLET ON EAST SLOPE OF TEST SHOP 15 ROOF INCLUDING ADAPTION OF EXISTING ADJACENT EXHAUST OUTLETS

2007/1777/03

EXISTING EXHAUST OUTLETS ON EAST ROOF SLOPE OF TEST SHOP 15

RICARDO UK Ltd
SHOREHAM TECHNICAL CENTRE
BRIDGE WORKS : SHOREHAM-BY-SEA

PROPOSED INSTALLATION OF DILUTION TUNNEL & OUTLET ON EAST SLOPE OF TEST SHOP 15 ROOF INCLUDING ADAPTION OF EXISTING ADJACENT EXHAUST OUTLETS

PHOTOGRAPHIC IMAGE OF PROPOSALS

Trevor E. Gibson MCIAT
Architectural Services

11 May 2007 Ref : 07 / 147

ADUR DISTRICT COUNCIL
PLANNING DIVISION
PLAN No. Ad/0278/07
DATE RECEIVED 15 MAY 2007

Ricardo UK Ltd, Shoreham Technical Centre, Bridge Works, Shoreham-by-Sea, West Sussex, BN43 5FG
Proposed installation of Dilution Tunnel & outlet on east roof slope of existing Test Shop 15 including adaption of existing adjacent exhaust outlets

DESIGN AND ACCESS STATEMENT

design concept & principles
In order to improve the environmental aspects of the existing exhaust system & efficiency of the test facility it is proposed to install a 650mm dia. 'dilution tunnel' & 500mm dia. outlet above roof level.

At present, under certain weather conditions, the exhaust emissions can fall to ground level and re-enter the workshops through the air intakes. This is not desirable for the staff or testing equipment.

The 'dilution tunnel' will collect exhaust from the test cell areas & dilute the emission concentration by 4:1. The process will also reduce the black smoke that occasionally drifts across the site.
Each test cell generally has 2 exhausts, 1 large and 1 small, see photographs.
The small exhaust will remain as existing, the large exhaust will be connected to the new 'tunnel'.

layout
The 'dilution tunnel' will be located on the east facing roof slope of Test Shop 15.
The 'tunnel' will be sited below the top of the existing exhaust outlets and therefore will not encroach above the ridgeline of the existing building.
No additional plant is proposed at roof level, the related new fans are located within the building.
The proposals cannot be viewed from the by-pass when travelling west to east and if travelling east to west on the by-pass the impact is minimal due to other site buildings being located in the foreground and also the existing boundary tree screening.
When viewed from the river the impact is minimal due to the Test Shop being located towards the centre of the Ricardo complex, existing buildings and structures are located in the foreground providing interrupted views of the Test Shop.

appearance
The 'dilution tunnel' is constructed from lightweight stainless steel which is proposed to be left undecorated, all to match the existing exhaust outlets and other similar structures located around the site. Decoration of the stainless steel is not normal due to the high running temperatures etc.
The metal roof of Test Shop 15 is colour coated goosewing grey.

access
No external access is required to the new 'tunnel' for maintenance purposes, therefore no external ladders are proposed. Any access to the 'tunnel' for repair / removal would be via temporary scaffold/towers. Regular access is required to the internal fan units, located inside the building.

supporting documentation
- drawing no. 15 - 001B : roof plan & elevations.
- drawing no. 2007 / 147 / 02 : site layout.
- drawing no. 2007 / 147 / 03 : key plan.
- photographs 2007 / 147 / P1, P2 & P3 : indicating existing outlets & exhausts.
- photographic image 2007 / 147 / P4 : indicating proposed dilution tunnel & connections.

The copyright in this drawing and the rights in the design or designs produced hereon vest in Ricardo Consulting Engineers Ltd. of Bridge Works, Shoreham-by-Sea, West Sussex, BN43 5FG, England.

Unauthorised production to the design or designs, or part thereof, for commercial purposes, on copying of this drawing is an infringement of those rights.

It is the policy of Ricardo Consulting Engineers Ltd to enforce its rights.

©Ricardo Consulting Engineers Ltd.

DO NOT SCALE

THIS DRAWING WILL BE MICROFILMED APPLY APPROPRIATE DRAUGHTING TECHNIQUE

ISSUE	GRID REF.	CHANGE NOTE No.	CHANGE DESCRIPTION	SIG.	DATE
B			Plan view added, additional text		3/5/2007

Existing roof exhaust outlets 316 Stainless Steel.

New Dilution Tunnel Material 316 Stainless Steel.

Building Roof Colour BS 00A05 Goose Grey

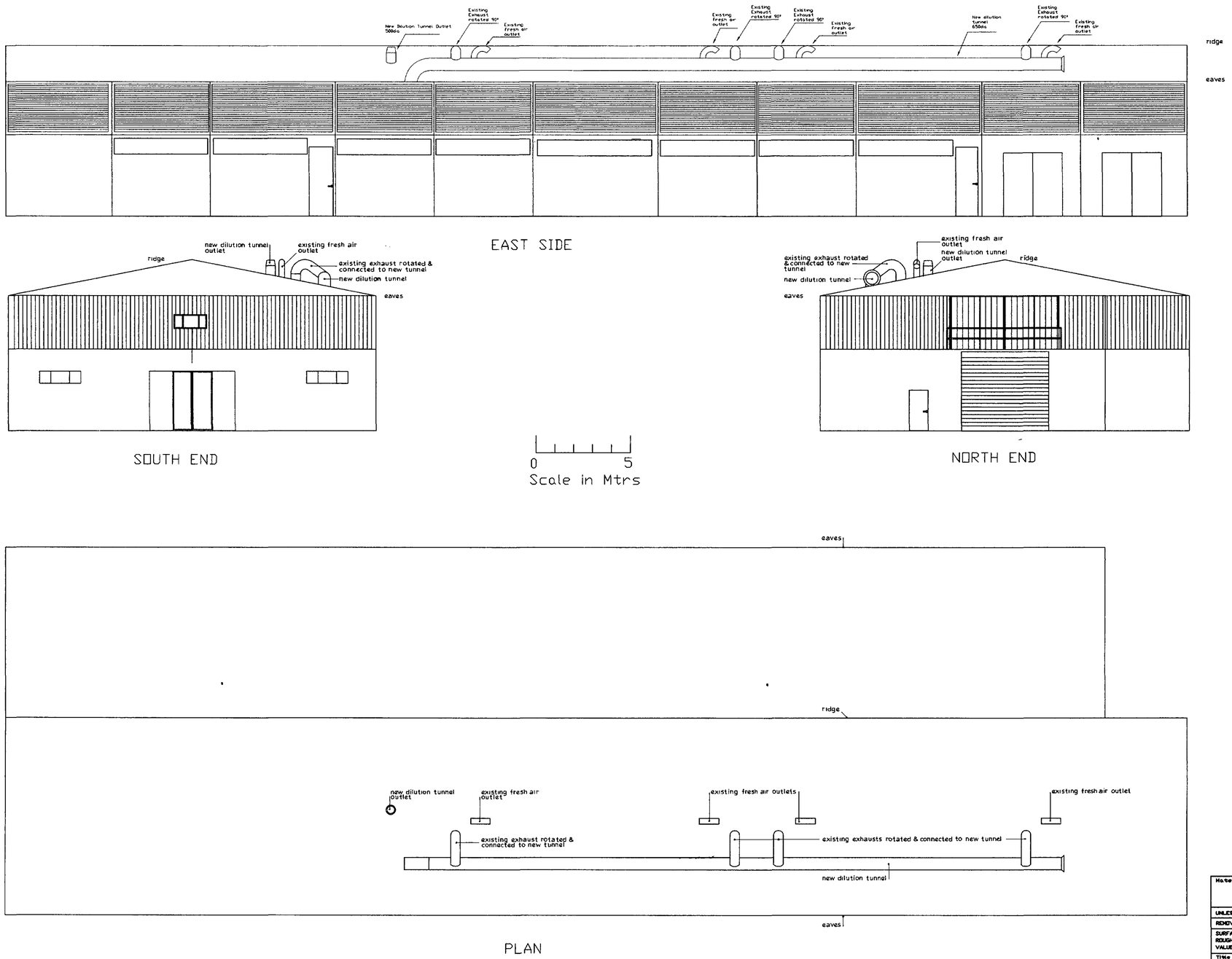

ADUR DISTRICT COUNCIL
PLANNING DIVISION
PLAN No. A2028767
DATE RECEIVED 15 MAY 2007

Material

UNLESS OTHERWISE STATED MACHINED DIMENSIONS TO BE WITHIN 0.25mm

REMOVE ALL BURRS AND SHARP CORNERS

SURFACE ROUGHNESS VALUE Ra µm	MANUFACTURERS CODE & PART No.TO BE PUT ON SURFACES SHOWN	UNLESS OTHERWISE STATED DIMENSIONS IN MILLIMETRES GEOMETRIC TOLERANCES TO BS 308

Title
15 SHOP DILUTION TUNNEL
GENERAL LAYOUT

REFERENCE LAYOUT DRAWING No. | SIZE A0

Scale: As Indicated | Projection

Drawn: AVP | Date: 23-8-2006

Checked | Date

Approved | Date

RICARDO Bridge Works Shoreham-by-Sea West Sussex BN43 5FG England
Ricardo Consulting Engineers Ltd

DRG.No. 15-001 | ISSUE B