

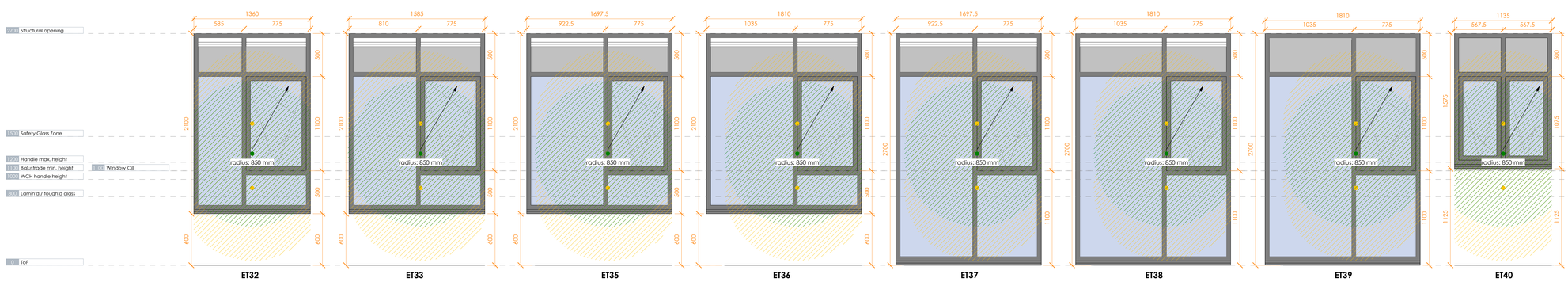

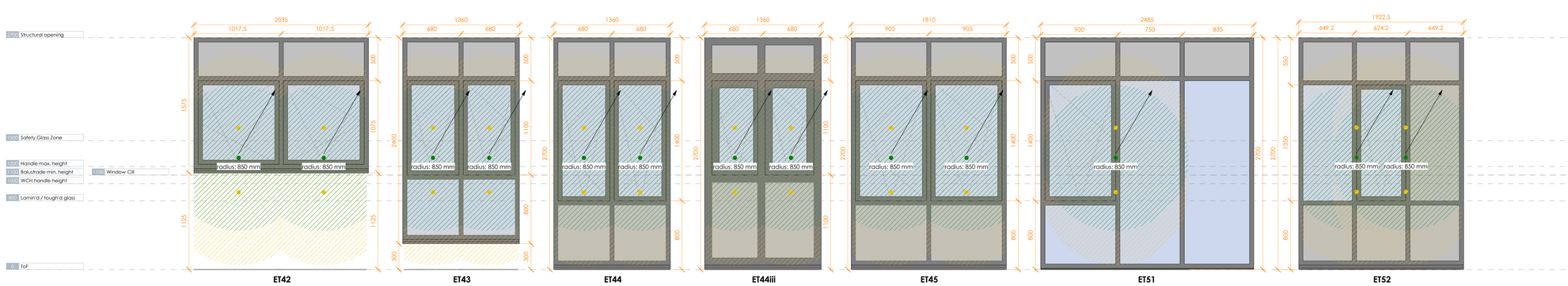

External Openings Schedule - Phase 2 Types

Block	Type Mark	Width	Height	Count
E	ET01	1135	2700	1
E	ET02	1135	2700	2
E	ET03	1135	2700	32
E	ET04	1360	2700	2
E	ET10	1923	2700	7
E	ET11	2035	2700	2
E	ET12	2710	2700	1
E	ET14	3273	2700	2
E	ET16	1698	2700	1
E	ET18	2035	2700	12
E	ET20	798	2100	10
E	ET21	910	2100	22
E	ET22	1023	2100	2
E	ET23	1248	2100	2
E	ET28	685	2700	10
E	ET31	1360	2100	2
E	ET32	1360	2100	29
E	ET33	1585	2100	10
E	ET35	1698	2100	29
E	ET36	1810	2100	14
E	ET38	1810	2700	2
E	ET39	1810	2700	2
E	ET40	1135	1575	24
E	ET42	2035	1575	12
E	ET43	1360	2400	6
E	ET44	1360	2700	29
E	ET44iii	1360	2700	2
E	ET45	1810	2700	6
E	ET51	2485	2700	6
E	ET52	1923	2700	2
E	ET53	2035	2700	14
E	ET54	1135	2700	17
E	ET60	850	850	2
E	ET61	1250	1250	5
E	ET62	798	2700	12
E	ET70	1135	2100	10
E	ET71	1248	2100	10
E	ET73	910	2700	1
E	ET74	1135	2700	2
E	ET75	798	2700	13
E	ET78	1135	2700	2
E	ET79	1135	2700	2
E	ET80	1360	2700	6
E	ET84	1473	2100	10
E	ET86	685	2700	15
E	ET86ii	685	2700	2
E	ET87	1360	2700	1
E	ET92	1135	2850	1
E	ET98	1248	2850	1
E	ET99	1473	2850	1
E	ET100	0		2
E	ET101	1490		2
E	ET102	1195	405	1
E	ET103	1135	2850	1
E	ET106	3968	1575	1
E	ET108	2148	1575	1
E 432				
F	ET01	1135	2700	1
F	ET02	1135	2700	2
F	ET03	1135	2700	57
F	ET04	1360	2700	1
F	ET06	1135	2700	2
F	ET07	1135	2850	1
F	ET11	2035	2700	6
F	ET12	2710	2700	2
F	ET13	3048	2700	2
F	ET17	2485	2700	5
F	ET18	2035	2700	8
F	ET20	798	2100	8
F	ET21	910	2100	16
F	ET22	1023	2100	1
F	ET23	1248	2100	4
F	ET25	910	2700	8
F	ET27	1023	2100	1
F	ET30	1248	2100	2
F	ET32	1360	2100	24
F	ET33	1585	2100	8
F	ET35	1698	2100	32
F	ET36	1810	2100	11
F	ET37	1698	2700	19
F	ET40	1135	1575	16
F	ET42	2035	1575	8
F	ET43	1360	2400	4
F	ET44	1360	2700	27
F	ET44iii	1360	2700	2
F	ET45	1810	2700	19
F	ET51	2485	2700	2
F	ET53	2035	2700	8
F	ET54	1135	2700	16
F	ET55	2035	2700	2
F	ET60	850	850	2
F	ET61	1250	1250	5
F	ET62	798	2700	9
F	ET70	1135	2100	8
F	ET71	1248	2100	8
F	ET72	1360	2100	1
F	ET73	910	2700	10
F	ET74	1135	2700	4
F	ET75	798	2700	14
F	ET77	1023	2700	2
F	ET78	1135	2700	5
F	ET81	1360	1575	1
F	ET82	1810	1575	1
F	ET83	910	2100	1
F	ET84	1473	2100	8
F	ET86	685	2700	14
F	ET86ii	685	2700	2
F	ET88	1135	6075	2
F	ET89	1135	6075	1
F	ET90	1810	2550	1
F	ET92	1135	2850	2
F	ET93	1698	2700	1
F	ET94	3048	4715	1
F	ET95	1810	2550	1
F	ET96	2710	2550	2
F	ET97	1248	2550	1
F	ET99	1473	2850	1
F	ET100	1200	2000	2
F	ET101	1490	1560	2
F	ET102	1195	405	1
F	ET103	1135	2850	1
F	ET107	4285	1575	1
F	ET108	2148	1575	1
F 441				
Grand total: 873				

HG interiors

aca studios

address : 88 Union Street London SE1 0NW **phone :** 020 7593 1000
email : mail@acastudios.co.uk **web :** www.acastudios.co.uk

job:
Free Wharf
Shoreham-by-Sea

drawn: SCH

date: 04/24

drawing:
General Arrangement
Phase 2 External Opening Types 1

scale:
1 : 20 @ A0
1 : 40 @ A2

job number: 3117

drawing number: 3117-ACA-EF-XX-SC-A-6301 S0 rev. C05

NOT FOR CONSTRUCTION

note: all dimensions to be checked on site before commencement of the work. If this drawing exceeds the quantities in any way the architects are to be informed before work is commenced. this drawing is copyright.

revisions (most recent listed below, refer to DIS for all revisions)

rev	date	description	drawn	check
05	07.02.25	Secondary staircore window references added	HK	DrB

EXTERNAL OPENINGS - GENERAL NOTES

Based on CDWG schedule: '2052-41-SH-2000-720 Bld F Window Schedule'

To be read in conjunction with all project drawings, in particular refer to:
- 100 "CA-F" series Plans and 2000 "GA-SE series Elevations for handing 3000 "D"series Details
- 6101 External Material Schedule for RAL colour
- Fire Strategy for confirmation of Fire Rating requirements
- Part M Report for confirmation of access controls, ventilation and energy assesment requirements
- Acoustic Consultant report

Note: Full External opening schedule and details to be prepared by manufacturer for approval prior to manufacture. ACA assumed frame sizes, clear opening areas to be confirmed by window manufacturer prior to manufacture.

Refer to Employers Requirements: 'Free Wharf Phase 2 Employers Requirements'

GUARDING TO WINDOWS

As per Diagrams 1, 2 and 3 in BCA Technical Guidance Note 16 - Guarding to window openings with low cill heights



Note
Where the overall guard height exceeds 1100mm from finished floor level, this will conflict with the maximum 1100mm dimension required for the window to be suitable for escape. A check should be made in these circumstances to ensure that there is an alternative window in the room suitable for escape or that a suitable protected escape route has been provided.

Window restrictors are not considered to be an alternative to a permanent guard. Reference should be made to BCA Guidance Note 1 - Glass guarding and restrictors to low level windows above ground floor level in dwellings

SAFE REACHES FOR CLEANING

As per Diagram 9.1 Approved Document K

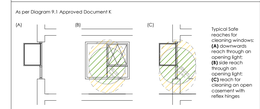

1.1a Provide windows of a size and design that allows people to clean the outside safely from inside the building (see Diagram 9.1). If windows are reversible (e.g. tilt-in mechanism to hold the window in the reversed position. For assistance guidance, see **BS 8213-1**.

Note
Indicative cleanable areas shown, TBC by specialist window manufacturer.
A cleaning extension aid is required (ideally with a lanyard drop) and under no circumstances should anyone lean out of the window.



OPENING METHOD KEY

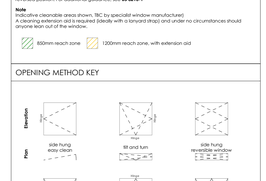

GLAZING TYPE KEY

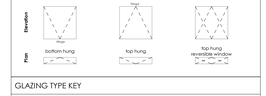

DOOR OPENING



CORNER WINDOW OPENING



LOCATION PLAN **SCALE 1:2500**

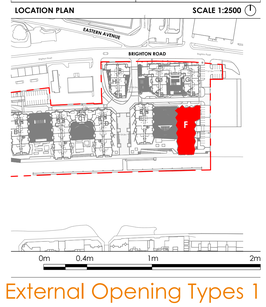

Phase 2 External Opening Types 1