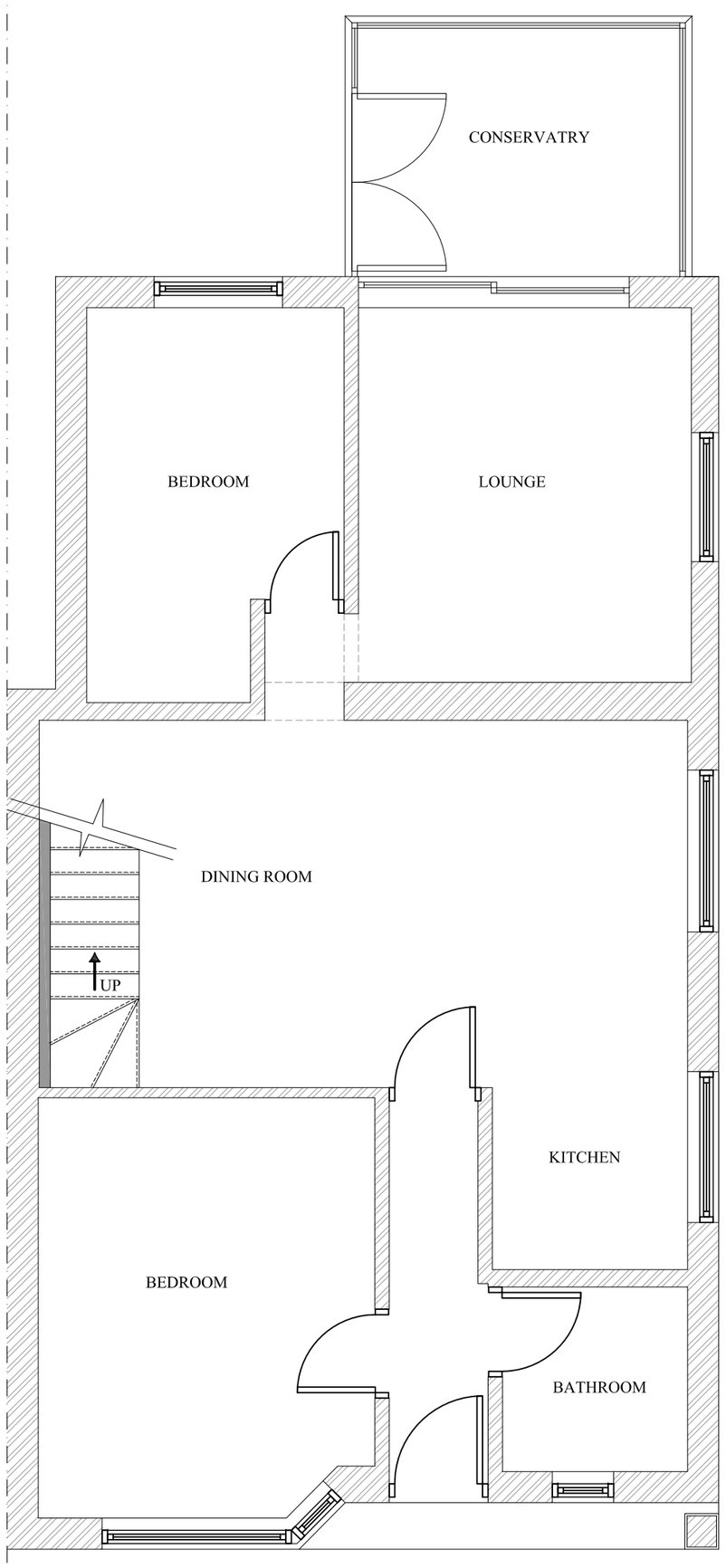

Proposed Ground Floor Plan
Scale 1:50

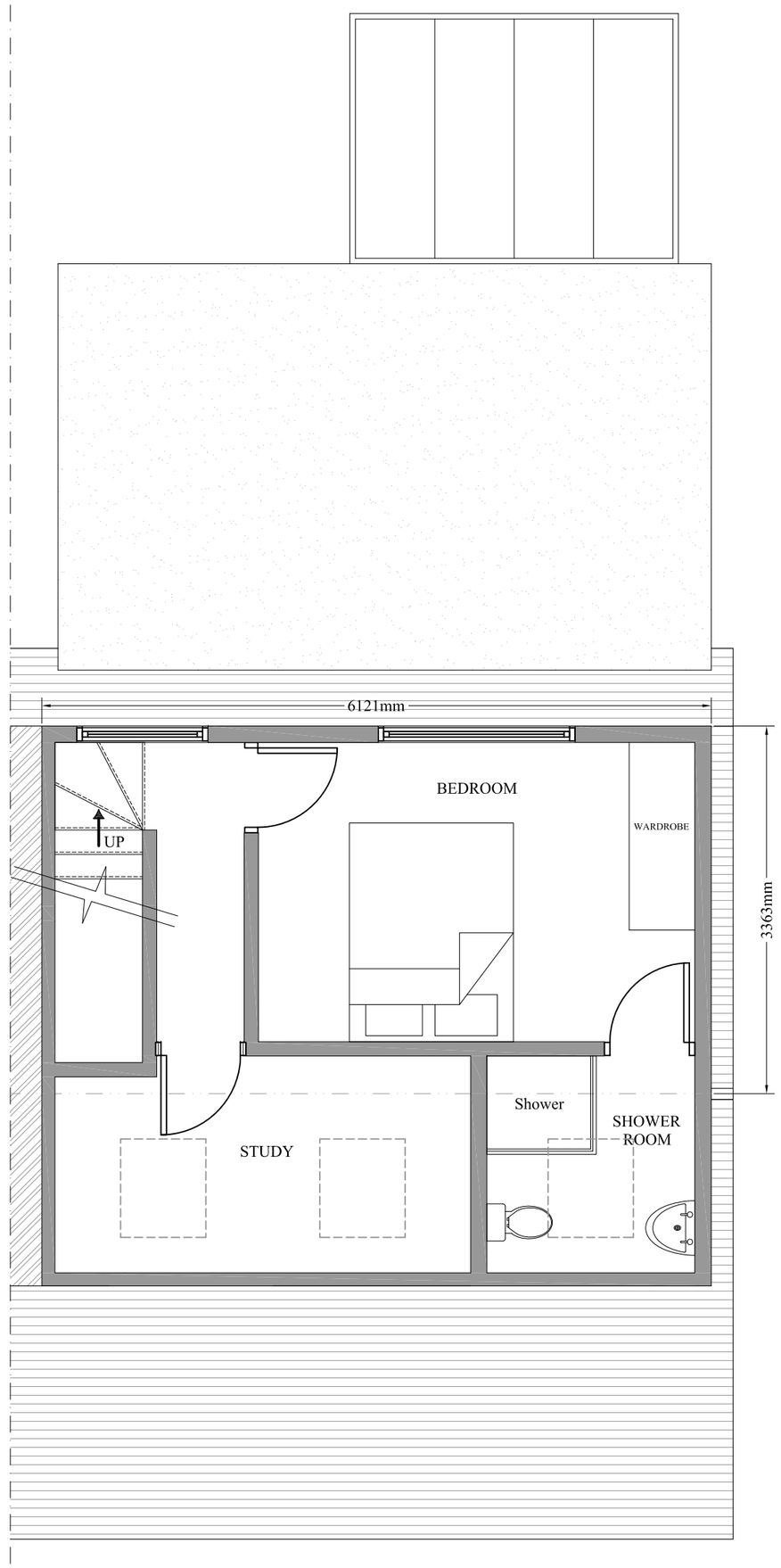

Proposed First Floor Plan
Scale 1:50



Proposed Front Elevation (North)
Scale 1:100

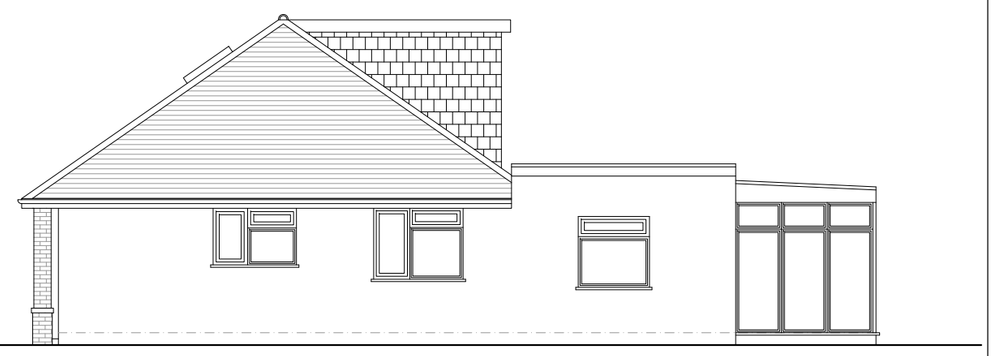

Proposed Side Elevation (West)
Scale 1:100

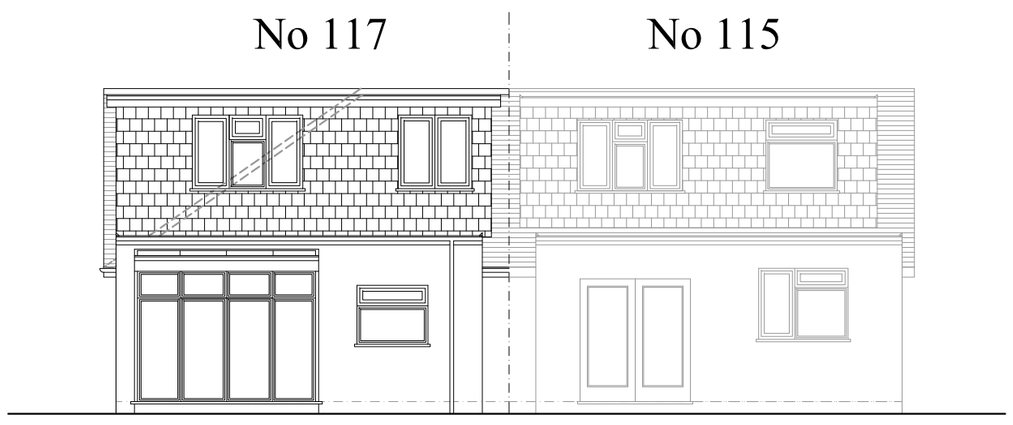

Proposed Rear Elevation (South)
Scale 1:100

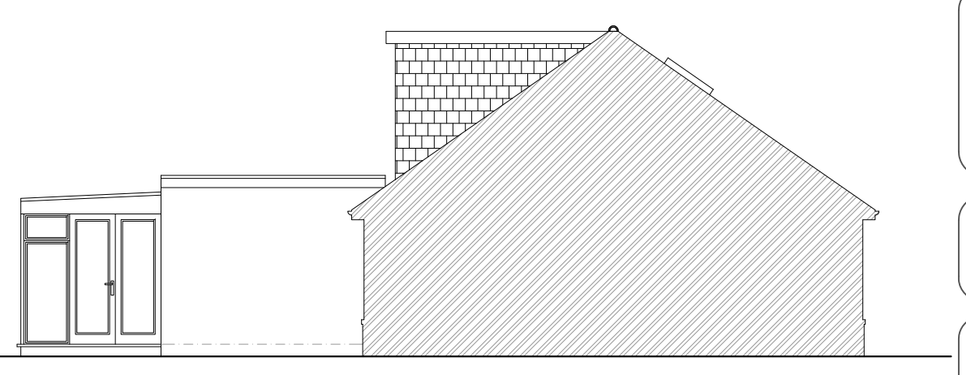

Proposed Side Elevation (East)
Scale 1:100

1:50
1m 0 1m 2m 3m 4m 5m

1:100
2m 0 2m 4m 6m 8m 10m

Notes:

1. THE COPYRIGHT OF THIS DRAWING IS VESTED IN JESSEY MASON AND IT MAY NOT BE REPRODUCED IN WHOLE OR PART OR USED FOR THE MANUFACTURE OF ANY ARTICLE WITHOUT THE EXPRESS PERMISSION OF THE COPYRIGHT HOLDERS.

2. WORK TO FIGURED DIMENSIONS ONLY.

3. THIS DRAWING IS TO BE READ IN CONJUNCTION WITH ALL RELEVANT ARCHITECTS, SERVICE ENGINEER'S AND JESSEY MASON DRAWINGS AND SPECIFICATIONS.

Hip to Gable

Extended Ridge = 4.2m
Depth of Flank Wall = 8.5m x
Height of Gable = 2.9m x
Total = 103.5 Cubic Meters / 6

Volume of Hip to Gable = ***17.2 Cubic Meters***

Rear Dormer

Width of Dormer = 6.1m
Depth of Dormer = 3.4m x
Height of Dormer = 2.4m x
Total = 49.7 Cubic Meters / 2

Volume of Dormer = ***24.8 Cubic Meters***

Total of All = ***42 Cubic Meters***

REV:	DESCRIPTION:	BY:	DATE:
A	Remove the Front Dormers	AP	17/01/17

STATUS: PLANNING ISSUE

JESSEY MASON ASSOCIATES
Unit 3, Tungsten Building,
George Street,
Portslade,
BN41 1RA,
Tel: 01903 877724
Email: alex@jesseymason.co.uk

CLIENT: Mr A Rexha

SITE: 117 West Way

TITLE: Loft Conversion

SCALE AT A2:	DATE:	DRAWN:	CHECKED:	PAPER SIZE:
1:50, 1:100	21/12/16	AP		A2

PROJECT NO:	DRAWING NO:	REVISION:
WEST_WY	AP/002/PD	A