CHECK ALL LEVELS AND DIMENSIONS ON SITE AND CO-ORDINATE WITH ALL OTHER CONTRACT DOCUMENTATION BEFORE ORDERING OR CARRYING OUT WORK ON SITE.THESE DRAWINGS AND DESIGNS ARE THE COPYRIGHT THEREOF AND THE PROPERTY OF STUDIO 15 AND MUST NOT BE COPIED OR RETAINED WITHOUT WRITTEN PERMISSION FROM STUDIO 15 ARCHITECTS.

0 1 2 5
Metres
1:100

N

General Notes



01 | Previously Approved/ Existing West (Front) Elevation | 1:100

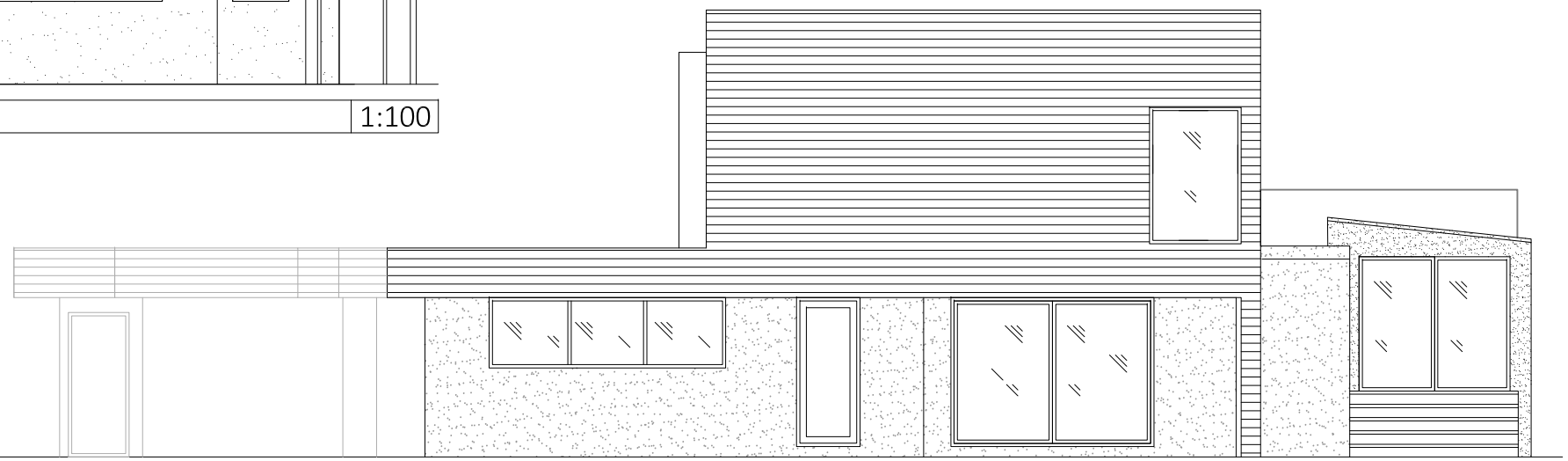

02 | Previously Approved/ Existing South (Side) Elevation | 1:100

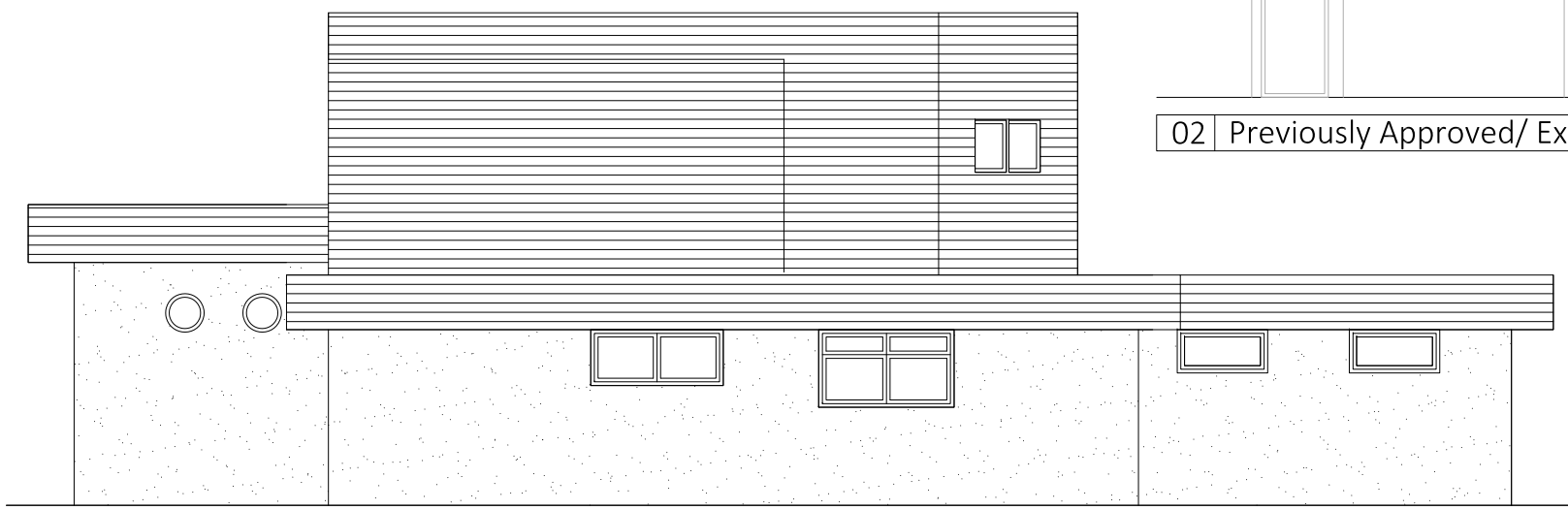

03 | Previously Approved/ Existing North (Side) Elevation | 1:100

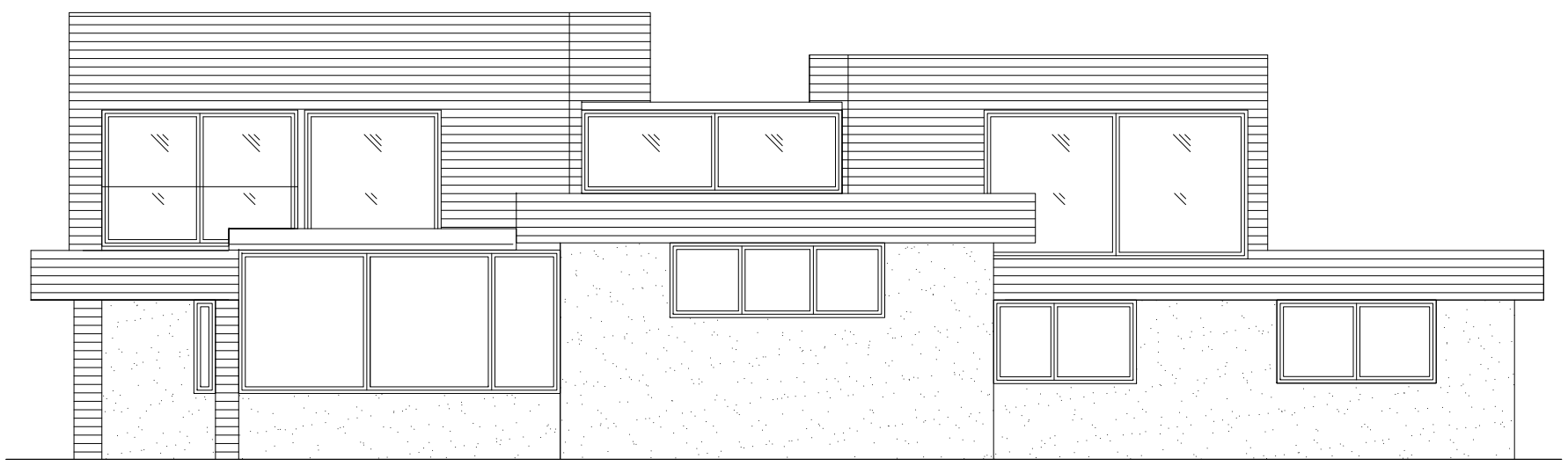

04 | Previously Approved/ Existing East (Rear) Elevation | 1:100

Existing and proposed plans/ sections/ elevations are based on client supplied dimensions and other information, and have not been checked for accuracy.
The dimensions and details to be verified by the contractor prior to fabrication / construction.

The drawings must be read in conjunction with all relevant previously issued drawings.

No. Revision/Issue Date

studio15 architects
22 Beehive Lane Ferring West Sussex BN12 5NN
T: 01903 333998
mail@studio15architects.co.uk
www.studio15architects.co.uk

Client Name and Address
Mr & Mrs. Cook
160, Fort Road
Shoreham-by-Sea BN43 5HL

Proposed Balcony Extension

Project	Sheet
ARCH2021-MaCR	A102
Date: 18.08.2021	
Scale: As stated	
PLANNING ISSUE	