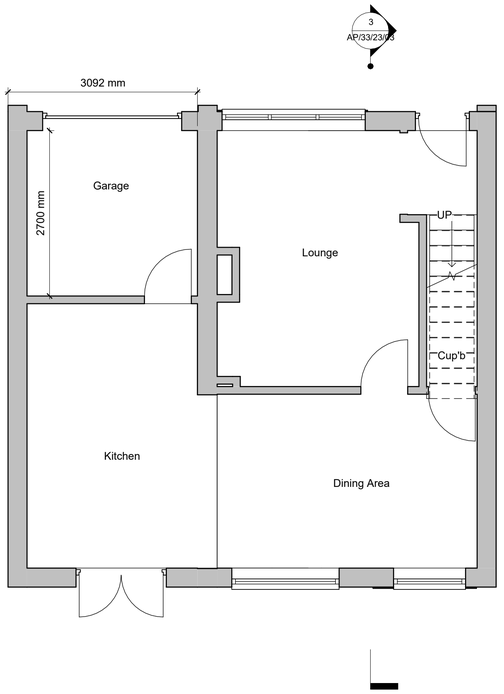

1 Ground Floor
1 : 50

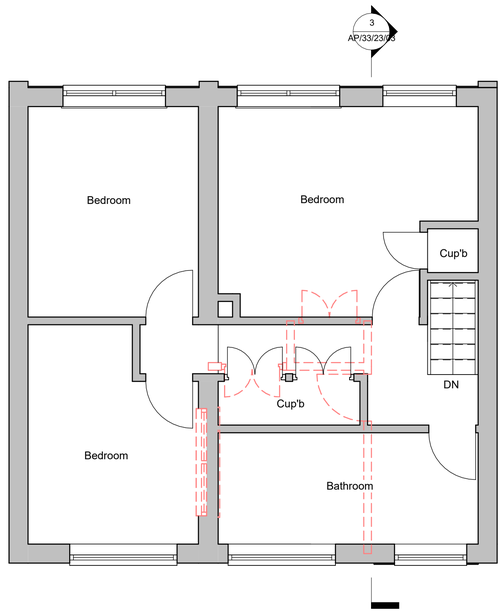

2 First Floor
1 : 50

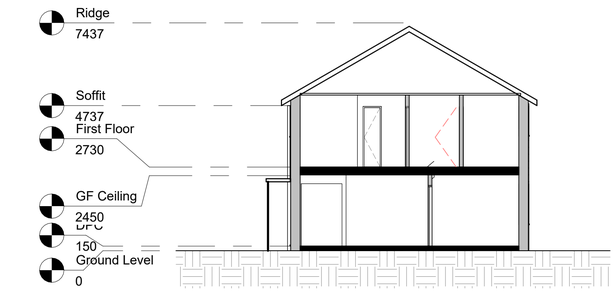

3 Section A-A
1 : 100

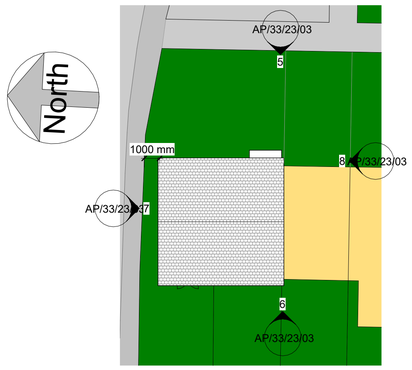

4 Site
1 : 200



5 Front Elevation (East)
1 : 100

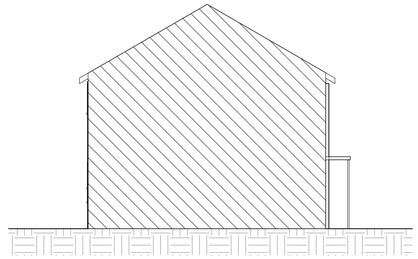

8 Side Elevation (South)
1 : 100

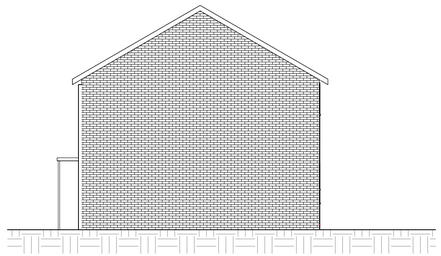

7 Side Elevation (North)
1 : 100

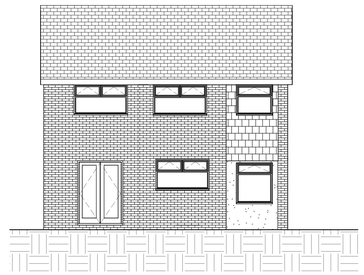

6 Rear Elevation (West)
1 : 100

0m 1m 2m 3m 4m 5m
VISUAL SCALE 1:50 @ A1

0m 2m 4m 6m 8m 10m
VISUAL SCALE 1:100 @ A1

0m 4m 8m 12m 16m 20m
VISUAL SCALE 1:200 @ A1

All dimension to be verified on site, any discrepencies to be reported to Designer prior to setting out or ordering of any materials.

This drawing has been produced for the specific client and project identified below and is not intended for use by any other person or for any other purpose.

This drawing is protected under The Copyright, Designs and Patents Act 1988.

Revisions

Client
Mr C Hambrook

Project Address
33 Garden Close
Lancing
BN15 9SZ

Project
Two Storey Side Extension

Drawing Title
Proposed Plans & Elevations

Drawing number	Rev
AP/33/23/03	Rev_B
Scale: As indicated	Paper Size: A1