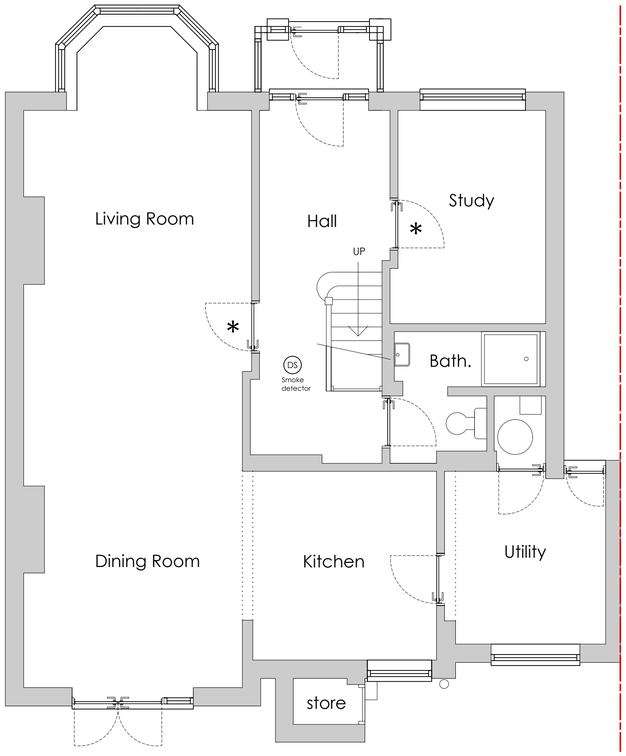

PROPOSED GROUND FLOOR PLAN 1:50

0m 1m 2m

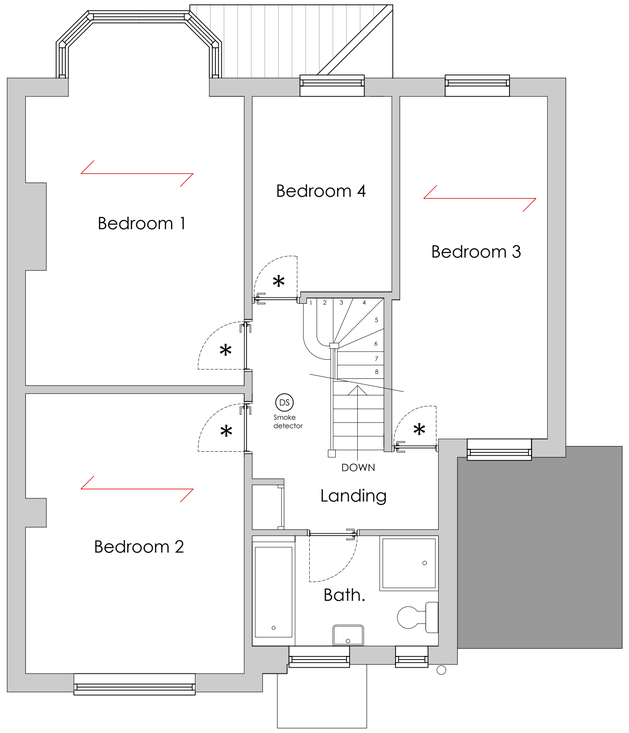

PROPOSED FIRST FLOOR PLAN 1:50

0m 1m 2m

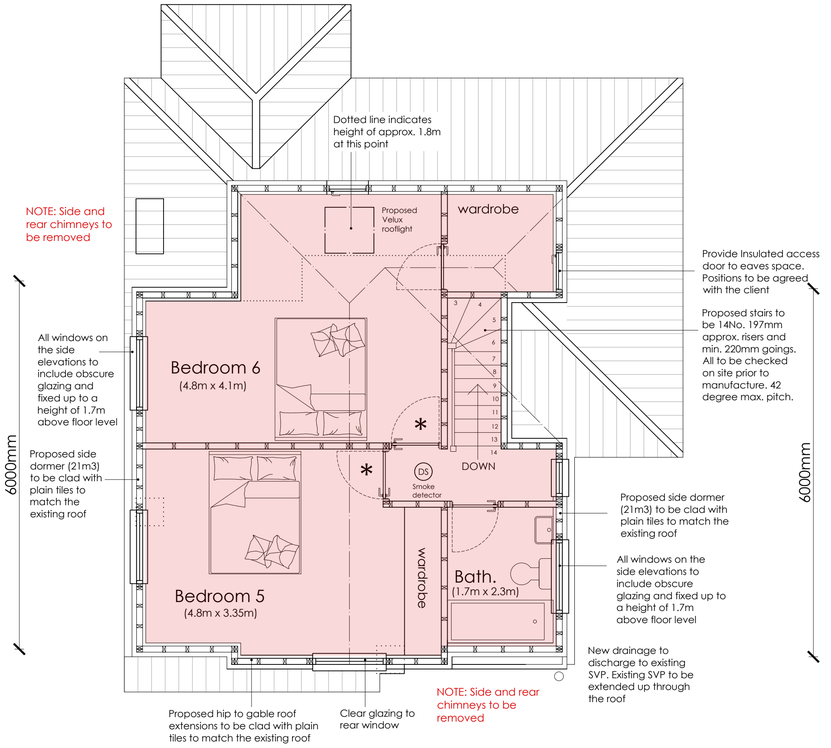

PROPOSED SECOND FLOOR PLAN 1:50

0m 1m 2m



LOCATION PLAN 1:1250

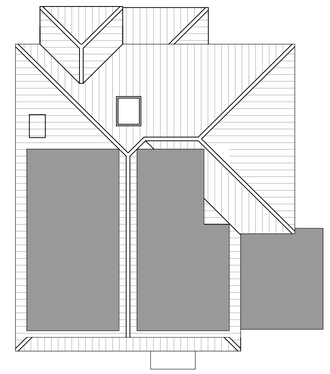

PROPOSED ROOF PLAN 1:100

0m 1m 2m 3m 4m

136 GEORGE V AVENUE, WORTHING



PROPOSED EAST ELEVATION 1:100

PROPOSED WEST ELEVATION 1:100

0m 1m 2m 3m 4m



PROPOSED NORTH ELEVATION 1:100

PROPOSED SOUTH ELEVATION 1:100

0m 1m 2m 3m 4m

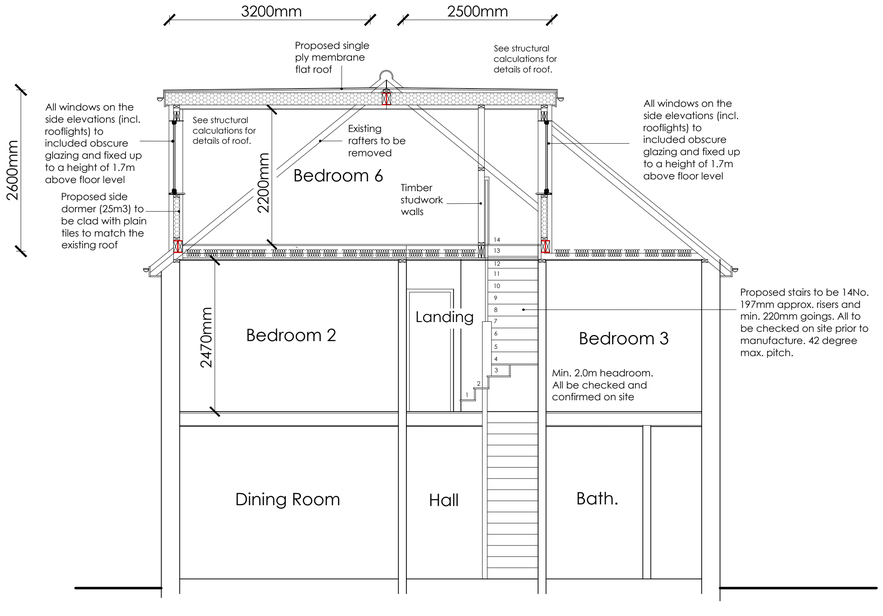

PROPOSED SECTION A 1:50

0m 1m 2m

carl moore
architectural design
18 Parklands Avenue
Goring-By-Sea
West Sussex BN12 4NH
01903 533276
carl@cm-arch.co.uk

Address of Works:	136 George V Avenue WORTHING BN11 5RX
Drawing Title:	PROPOSED LOFT CONVERSION
Paper Size/ Scale:	A1
Date:	JULY 24
Drawing Number:	WG-279-02
Revision:	Revision

General Notes:

1: Do not scale from these drawings (unless for planning purposes).
2: Drawings to be read in conjunction with the structural calculations and the building notes provided.
3: The client/ contractor is advised to read the separate notes and the details provided in the structural calculations regarding the CDM regulations.
4: The property owner is reminded to serve a Party Wall Notice on any adjoining owner should they need to do so under the requirements of the Party Wall Act 1996.
5: No work should be undertaken until all consents (Planning and Building Control) have been received and approved in writing. Any work undertaken without consent is done so at the clients risk.
6: All dimensions to be checked on site prior to ordering any materials, kitchens or bathrooms.
7: All existing foundations and lintels taking any additional loads are to be exposed and agreed with the Building Control Officer.