SIMON DENT ASSOCIATES

at **Shoreham-By-Sea**
and **Gosport**

t 0754 658 3150
e simondent@live.co.uk

BRE 365 - SITE POROSITY TEST PIT READINGS AND RATE CALCULATION

Project:	**SOUTHDOWN INN NORTHCOURT ROAD WORTHING - TEST 1**			**Project No:**	**1807**
Test Pit no:	**TP1**	**Location:**	**FRONT TRIAL PIT**	**Date:**	**Nov-23**

1. Test pit values				**2. Test Outflow**		**3. Porosity Rate result**	
Test pit L:	**1.50**	Tot vol.:	**0.45**	a_{s50} (sq.m):	**1.05**	Porosity rate (f) (m/s):	**2.976E-05**
Test pit W:	**0.60**	a_{p50}:	**1.050**	Outflow(cu.m):	**0.30**	Porosity rate (m/hr):	**0.10714**
Test pit D:	**1.00**	$V_{p75\text{-}25}$:	**0.225**			Porosity rate (Vp)(s/mm):	**34**
Free vol (%):	**100**	$t_{p75\text{-}25}$:	**120**	**(see graph)**			
		Effective depth:	**0.500**				

Log of falling head test

Time	Depth	Time	Depth	Time	Depth	Time	Depth
5	**93**	90	**324**	175	**447**	260	**0**
10	**125**	95	**335**	180	**454**	265	**0**
15	**143**	100	**340**	185	**462**	270	**0**
20	**167**	105	**354**	190	**473**	275	**0**
25	**182**	110	**362**	195	**481**	280	**0**
30	**193**	115	**370**	200	**490**	285	**0**
35	**204**	120	**377**	205	**495**	290	**0**
40	**216**	125	**383**	210	**500**	295	**0**
45	**225**	130	**390**	215	**0**	300	**0**
50	**236**	135	**394**	220	**0**	305	**0**
55	**248**	140	**402**	225	**0**	310	**0**
60	**257**	145	**411**	230	**0**	315	**0**
65	**268**	150	**416**	235	**0**	320	**0**
70	**286**	155	**420**	240	**0**	325	**0**
75	**294**	160	**427**	245	**0**	330	**0**
80	**304**	165	**434**	250	**0**	335	**0**
85	**315**	170	**441**	255	**0**	340	**0**

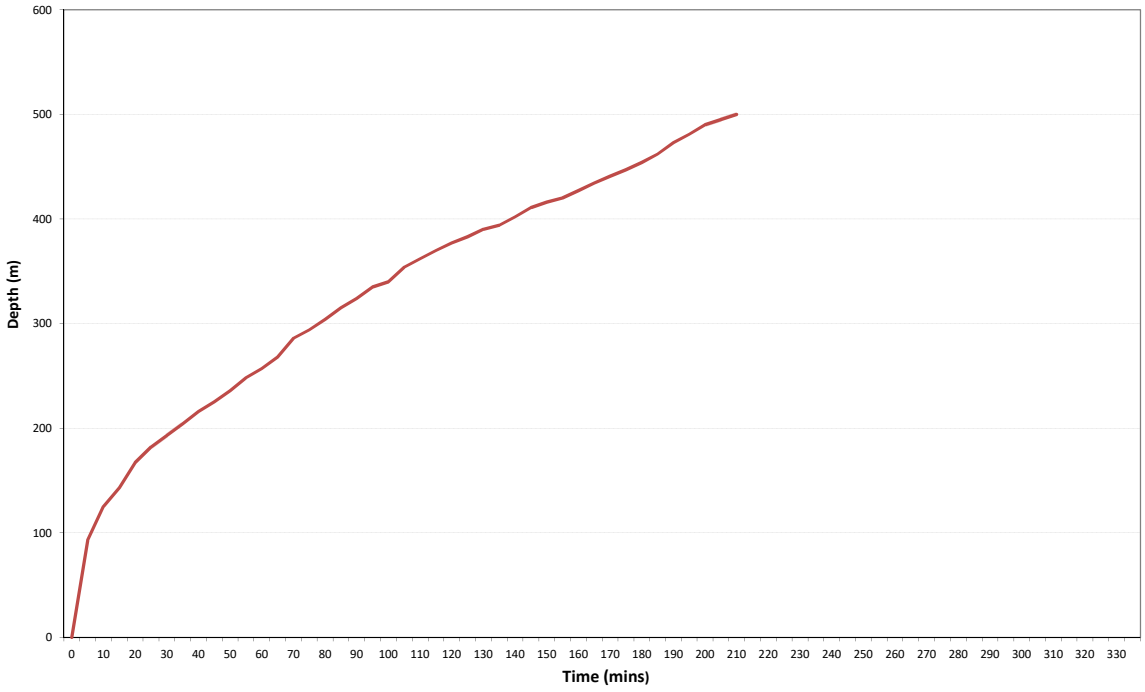

Calculated infiltration rates are used in the design of soakways and other infiltrating SuDS features. Use CIRIA document C753 - SuDS Manual to prepare dsign calculations

SIMON DENT ASSOCIATES

at **Shoreham-By-Sea**
and **Gosport**

t 0754 658 3150
e simondent@live.co.uk

BRE 365 - SITE POROSITY TEST PIT READINGS AND RATE CALCULATION

Project:	**SOUTHDOWN INN NORTHCOURT ROAD WORTHING - TEST 2**			**Project No:**	**1807**
Test Pit no:	**TP1**	**Location:**	**FRONT TRIAL PIT**	**Date:**	**Nov-23**

1. Test pit values				**2. Test Outflow**		**3. Porosity Rate result**	
Test pit L:	**1.50**	Tot vol.:	**0.45**	a_{s50} (sq.m):	**1.05**	Porosity rate (f) (m/s):	**2.381E-05**
Test pit W:	**0.60**	a_{p50}:	**1.050**	Outflow(cu.m):	**0.30**	Porosity rate (m/hr):	**0.08571**
Test pit D:	**1.00**	V_{p75-25}:	**0.225**			Porosity rate (Vp)(s/mm):	**42**
Free vol (%):	**100**	t_{p75-25}:	**150**	**(see graph)**			
		Effective depth:	**0.500**				

Log of falling head test

Time	Depth	Time	Depth	Time	Depth	Time	Depth
5	**73**	90	**326**	175	**434**	260	**494**
10	**104**	95	**336**	180	**440**	265	**497**
15	**125**	100	**348**	185	**446**	270	**500**
20	**153**	105	**352**	190	**450**	275	**0**
25	**176**	110	**360**	195	**454**	280	**0**
30	**203**	115	**368**	200	**460**	285	**0**
35	**220**	120	**373**	205	**463**	290	**0**
40	**237**	125	**379**	210	**469**	295	**0**
45	**248**	130	**382**	215	**473**	300	**0**
50	**255**	135	**385**	220	**479**	305	**0**
55	**266**	140	**390**	225	**483**	310	**0**
60	**273**	145	**402**	230	**491**	315	**0**
65	**284**	150	**410**	235	**494**	320	**0**
70	**290**	155	**414**	240	**497**	325	**0**
75	**299**	160	**420**	245	**500**	330	**0**
80	**314**	165	**424**	250	**0**	335	**0**
85	**320**	170	**429**	255	**0**	340	**0**

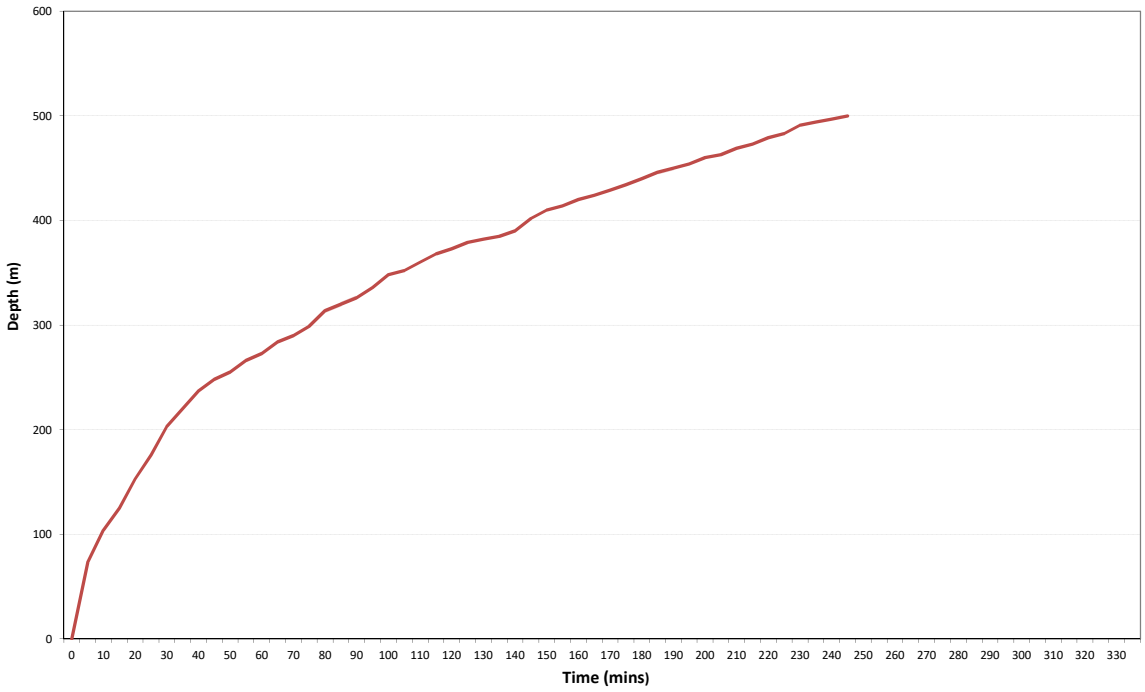

Calculated infiltration rates are used in the design of soakways and other infiltrating SuDS features. Use CIRIA document C753 - SuDS Manual to prepare dsign calculations

SIMON DENT ASSOCIATES

at **Shoreham-By-Sea**
and **Gosport**

t 0754 658 3150
e simondent@live.co.uk

BRE 365 - SITE POROSITY TEST PIT READINGS AND RATE CALCULATION

Project:	**SOUTHDOWN INN NORTHCOURT ROAD WORTHING - TEST 3**			**Project No:**	**1807**
Test Pit no:	**TP1**	**Location:**	**FRONT TRIAL PIT**	**Date:**	**Nov-23**

1. Test pit values				**2. Test Outflow**		**3. Porosity Rate result**	
Test pit L:	**1.50**	Tot vol.:	**0.495**	a_{s50} (sq.m):	**1.16**	Porosity rate (f) (m/s):	**1.623E-05**
Test pit W:	**0.60**	a_{p50}:	**1.155**	Outflow(cu.m):	**0.33**	Porosity rate (m/hr):	**0.05844**
Test pit D:	**1.00**	$V_{p75\text{-}25}$:	**0.2475**			Porosity rate (Vp)(s/mm):	**62**
Free vol (%):	**100**	$t_{p75\text{-}25}$:	**220**	**(see graph)**			
		Effective depth:	**0.550**				

Log of falling head test

Time	Depth	Time	Depth	Time	Depth	Time	Depth
5	**100**	90	**340**	175	**448**	260	**507**
10	**125**	95	**345**	180	**452**	265	**509**
15	**148**	100	**354**	185	**456**	270	**511**
20	**163**	105	**363**	190	**459**	275	**514**
25	**183**	110	**374**	195	**463**	280	**518**
30	**204**	115	**393**	200	**466**	285	**520**
35	**226**	120	**401**	205	**469**	290	**523**
40	**243**	125	**405**	210	**472**	295	**525**
45	**263**	130	**409**	215	**476**	300	**527**
50	**281**	135	**412**	220	**479**	305	**529**
55	**298**	140	**416**	225	**481**	310	**532**
60	**302**	145	**420**	230	**485**	315	**535**
65	**310**	150	**425**	235	**488**	320	**537**
70	**321**	155	**429**	240	**492**	325	**539**
75	**330**	160	**431**	245	**496**	330	**541**
80	**334**	165	**437**	250	**500**	335	**542**
85	**338**	170	**443**	255	**502**	340	**550**

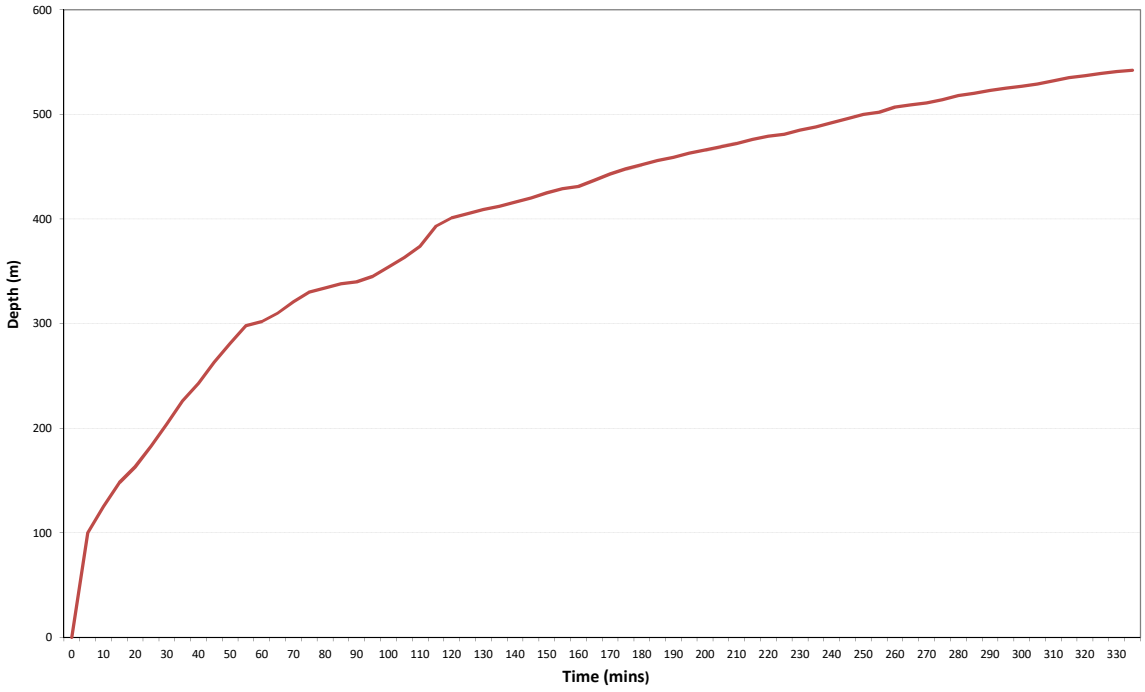

Calculated infiltration rates are used in the design of soakways and other infiltrating SuDS features. Use CIRIA document C753 - SuDS Manual to prepare dsign calculations