ADUR DISTRICT COUNCIL

Adur District Council

Town and Country Planning Act 1990

Office use
App. [illegible]
Date Rc.
Fee 25 SEP 2007

Householder's planning application form

Use this form to apply for planning permission to extend or alter your house or flat, to build a garage or other structure on your property or to create access for a vehicle onto a classified road (please read note 9).

Please read the notes before you fill in this form.

1 Please give the address of the property to be altered or extended.

139. Western Road
Sompting. W. Sussex BN15 9TU

2 Type of property (please tick)

Detached House	☐	Terraced House	☐	Other (please give details)	☐
Semi-detached House	☑	Flat	☐		

3 Please describe the development you are applying for.

Formation of 2 Bedrooms and bathroom within roof void.

4 Applicant (in block capitals)

Full name :	Mr. Ray Scott
Address (including postcode):	139. Western Rd Sompting W. Sussex. BN15 9TU
Phone Number:	[redacted]
Home:	-
Work:	-
Extension:	-
Fax Number:	-

Agent (if any)

Full name :	Roy. C. King FRICS
Address (including postcode):	361 ~~Western Road~~ ~~Sompting. W. Sussex~~ Upper Shoreham Rd. Shoreham. W. Sussex BN43 5NB
Phone Number:	01273. 453619
Home:	
Work:	do.
Extension:	
Fax Number:	do

5 Please enclose four copies of this form and four sets of plans.
Please number

	Plan number		Scale
Location plan	11209		1 : 1250
Block plan	"	1.50	1 :
Floor plan	"		
Elevations	"		
Other			

6 Will the development involve cutting down any trees? Yes ☐ No ☑
If "Yes", please show these clearly on the block plan.

7 Will the development (including any new or altered access affect a public footpath or any other public right of way? Yes ☐ No ☑

8 Does this application require a fee? (See note 3) Yes ☑ No ☐

If "No", please tick the option that applies (See note 3) A ☐ B ☐ C ☐

If "Yes", please state the fee enclosed (See note 4) £ 135 : 00

Signature: [redacted] Date: 15.9.07

Please print your name: R. C. KING

Certificate under Article 7 of the Town and Country Planning (General Development Procedure) Order 1995

If anyone else owns the land or part of it, you must fill in Certificate B, which you can get from the Planning Section. You must also tell the owner of the land about this application by serving a notice on them. If you own all of the land, you must fill in Certificate A below.

Certificate A

I confirm that:

- Nobody except the applicant was an owner of any part of the land involved at the beginning of the period of 21 days before the date of this application; and
- none of the land this application relates to is an agricultural holding or part of an agricultural holding.

Signature: [redacted] Date: 15.9.07

Please print your name: R.C. KING

139 Western Road SOMPTING

Flank elevations. scale. 1 : 100

ADUR DISTRICT COUNCIL
PLANNING DIVISION
PLAN No. A06580b2
DATE RECEIVED 25 SEP 2007

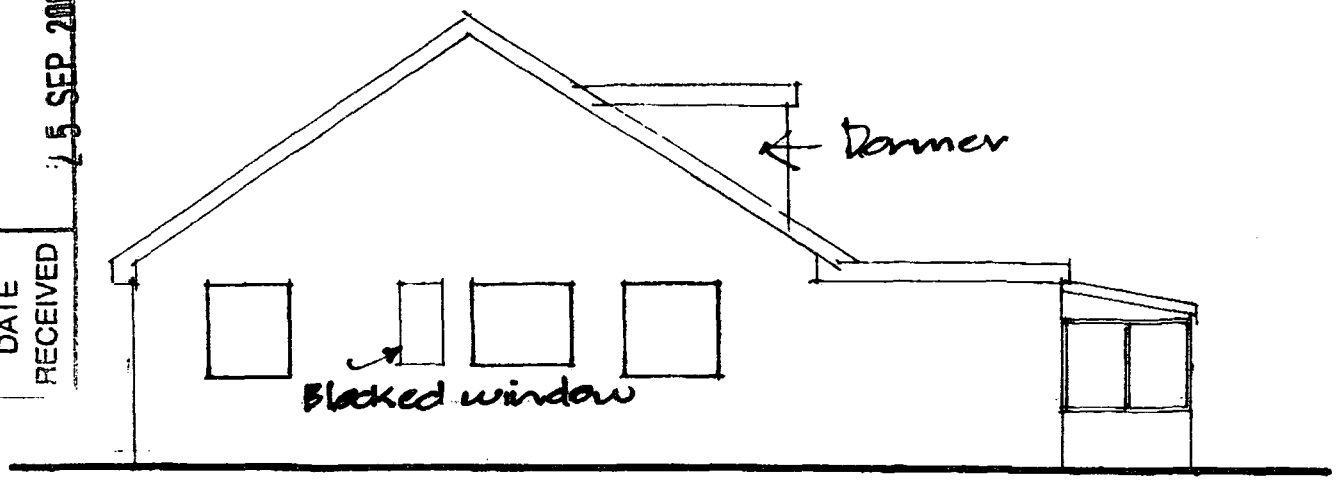

NORTH ELEVATION

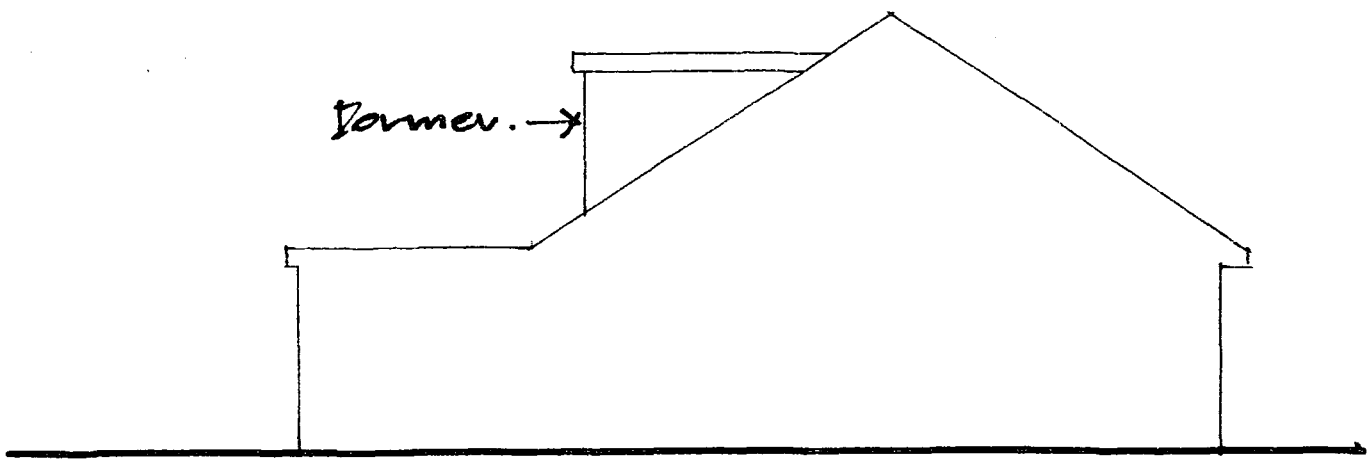

SOUTH ELEVATION.

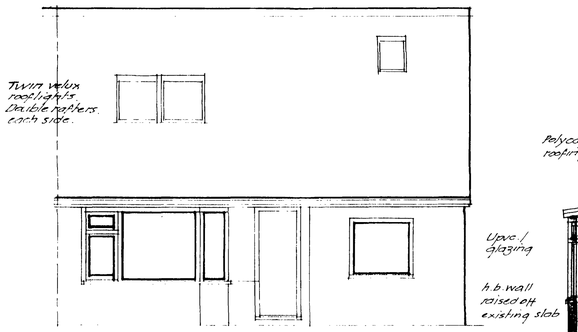

east

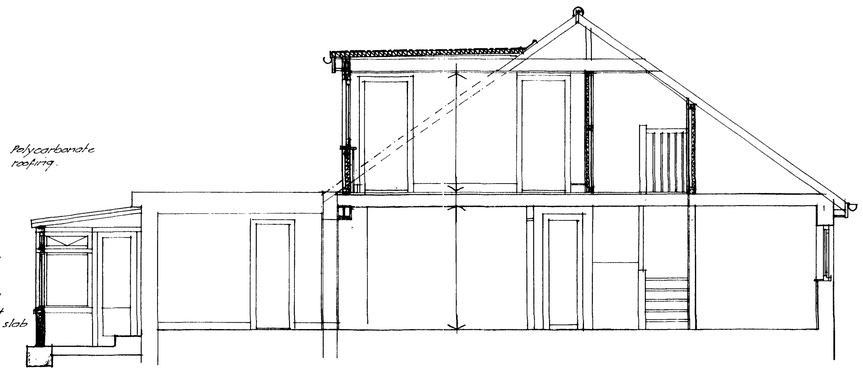

section



west

PLANNING DIVISION
PLAN No. Anders8067
DATE RECEIVED 25 SEP 2007

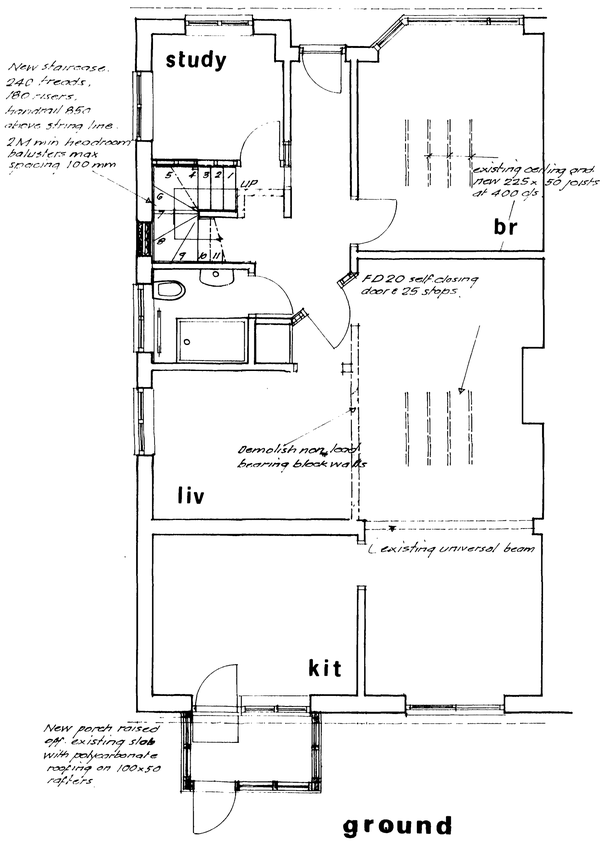

ground

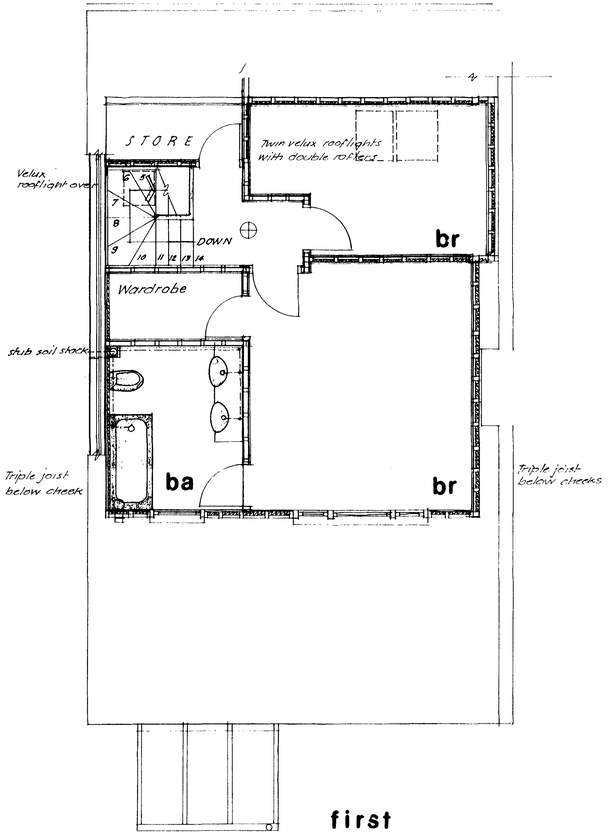

first

ELECTRICAL INSTALLATION:
To be carried out by a contractor registered under an authorised competent person self-certification scheme such as BRE Certification Ltd., BSI, ELECSA Ltd., NICEIC Certification Services Ltd. and Zurich Certification Ltd. Copy of Building Regulations self-certification certificate to be given to client and BCO as a declaration of compliance. Issue appropriate BS.7671 certification to client on completion of work. Power socket outlets to be positioned 750mm above floor level, switches 1200mm above floor level. Submit the appropriate BS.7671 electrical Installation Certificate to the Local Authority prior to completion. Energy rating low energy light fittings throughout.

ABOVE GROUND DRAINAGE:
Above ground 110mm uPVC SVP and stub stacks with large radius bends to bases and rodding access. SVP terminating with cage, min 900mm above opening window within 3000mm. Stub stack with air admittance valve to have vented boxing and access panel. All appliances with uPVC waste branches to have min 75mm deep seal traps, diameter sizes 40mm for baths and showers, 32mm for whbs up to 1700mm length, 40mm thereafter, combined wastes in 50mm dia trunk, 50mm dia vertical waste from bath with AAV to head internally, permanent ventilation to any encasement, discharge into existing gulley branch and to manhold. Reconnect existing wastes to soil vent stack.

ROOF (WARM)
Flat roof to be formed with 200 x 50 joists at 400 centres covered with sawn firrings and 18mm ply, 115mm Celotex Tempcheck Deck TD3115 composite insulation, perforated felt and 2 layer HT felt. Felt to be extended up roof slope over layboard vertical height 225mm and over tilting fillet.

DORMER CHEEKS
100 x 50 stud at 400 centres covered externally with 12mm exterior quality ply, felt, battens and plain concrete tiles, and internally with vapour barrier and two layers 12.5 plasterboard with 65mm Celotex between studs.

VENTILATION:
Provide min 8000mm² background ventilation and min 5% floor area rapid vent opening to habitable rooms, min 4000mm² background ventilation to bathroom on external walls. Mechanical extract fans as indicated with high level ductwork to external air, weathering slate/collar or tile vent terminal to roof terminals. Bathrooms/shower rooms to have min 30litres/sec extract with min 15 minute overrun linked to light switches where no windows and undercut doors by 10mm, separate transformers where sited near/ over bath tub or shower to current I.E.E. Regulations.

ARTIFICIAL LIGHTING:
Provide 1no. low energy light fitting (luminous efficiency greater than 40 lumens per circuit-watt) to each unit sited to kitchens or hallways. External lighting to be timer controlled with low energy fittings.

HEATING
Hot supply and heating from circulating pipework and radiators to be fed from condensing gas-fired boilers with flues & terminals. Radiators complete with thermostatic valves (TRV's). Boiler to be Band A rated (90% or higher).

FLOOR
New first floor to be formed with 225 x 50 joists at 400 centres laid between existing ceiling joists, covered with 25mm flooring quality chipboard with tongued and grooved edges and with 200 thickness of Rockwool sound insulating quilt in void.

BEAMS
Calculations and details of steel beams and supports to be submitted to Local Authority for approval before commencement of work. New beams to be encased with softwood cradling and 2 layers 12.5 Gyproc Fireline board and set.

DOORS
New internal doors to be Type FD20 self-closing.

STAIRCASE
240mm treads, 190mm risers, 2m minimum headroom. Handrail 800mm above string line. Balusters max. 100mm spacing.

FIRE DETECTION
Provide smoke detectors where indicated on drawing, mains operated conforming to BS.5446: Part 1.

WINDOWS
Upvc double glazed with low E glass (air or argon gap) U-value of 1.80W/m²K.

WINDOWS AND GLAZING: (max 2.0 W/m2K U-value)
All windows and doors to be softwood with 16mm gap Low E type 4mm double glazed to achieve max 2.0 W/m2k U-value with weather and draught stripping. Any glazing below 800mm for windows and below 1500mm high for doors and screens to be safety glass to BS.6206 class C. Habitable rooms to have min 10% of floor area natural light and min 5% floor area rapid ventilation openings
New Upvc windows and doors glazed with double glazed sealed units 24mm thick of lowE glass En=0.15 or lower. Any glazing in doors and sidelights or within 1m of floor level to be in laminated or toughened glass Each window to be provided with trickle ventilation, minimum area 8000mm². Ventilation openings in habitable rooms to provide area at least equal to 1/20th floor area.

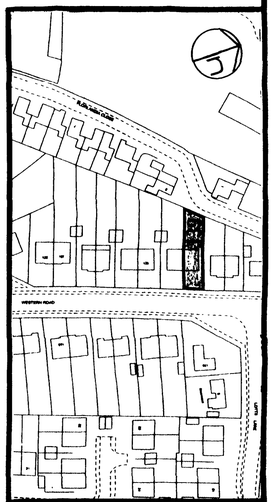

SITE 1:1250

139 Western Road
Sompting
West Sussex
BN15 9TU

Drawing No. 11,209

Scale: 1:50

July 2007

Roy C. King. FRICS.
Chartered Surveyor
361 Upper Shoreham Road
Shoreham-by-Sea
West Sussex BN43 5NB
Telephone & Fax: (01273) 453619