ADUR DISTRICT COUNCIL

Adur District Council

Town and Country Planning Act 1990

Office Use
App No AD0581/07
Date Rc. 19 SEP 2007
Fee 135
Rec. No.

Householder's planning application form

Use this form to apply for planning permission to extend or alter your house or flat, to build a garage or other structure on your property or to create access for a vehicle onto a classified road (please read note 9).

Please read the notes before you fill in this form.

1 Please give the address of the property to be altered or extended.

7 Church Close
Lancing

2 Type of property (please tick)

Detached House	X	Terraced House		Other (please give details)	
Semi-detached house		Flat			

3 Please describe the development you are applying for.

demolision of conservatory &
erection of side extension

4 Applicant (in block capitals)

Full Name:	Mr V Thomas
Address (including postcode):	
	7 Church Close
	Lancing
Phone Number:	
Home:	
Work:	
Extension:	
Fax Number:	

Agent (if any)

Full Name:	P A Gosling
Address (including postcode):	
	78 Potters Lane
	Burgess Hill
	RH15 9JS
Phone Number:	
Home:	
Work:	01444-248945
Extension:	
Fax Number:	01444-248945

5 **Please enclose four copies of this form and four sets of plans.**
Please number your plans and write the numbers and scales against the titles here.

	Plan number	Scale
Location plan	241.07.01	1:1250
Block plan		1:500
Floor plan		1:50
Elevations		1:100
Other		

6 **Will the development involve cutting down any trees?** Yes ☐ No ☒
If "Yes", please show these clearly on the block plan.

7 **Will the development (including any new or altered access) affect a public footpath or any other public right of way?** Yes ☐ No ☒

8 **Does this application require a fee?** (See note 3) Yes ☒ No ☐

If "No", please tick the option that applies (See note 3) A ☐ B ☐ C ☐

If "Yes", please state the fee enclosed (See note 4) £135

Signature:  **Date:** 17 Sept 2007

Please print your name: P A Gosling

Certificate under Article 7 of the Town and Country Planning (General Development Procedure) Order 1995

If anyone else owns the land or part of it, you must fill in Certificate B, which you can get from the Planning Section. You must also tell the owner of the land about this application by serving a notice on them. If you own all of the land, you must fill in Certificate A below.

Certificate A

I confirm that:

- Nobody except the applicant was an owner of any part of the land involved at the beginning of the period of 21 days before the date of this application; and
- none of the land this application relates to is an agricultural holding or part of an agricultural holding.

Signature:  **Date:** 17 Sept 2007

Please print your name: P A Gosling



EAST ELEVATION



NORTH ELEVATION

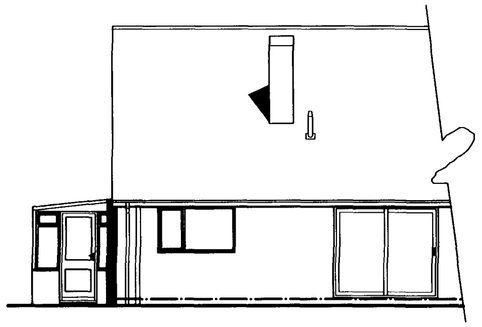

WEST ELEVATION

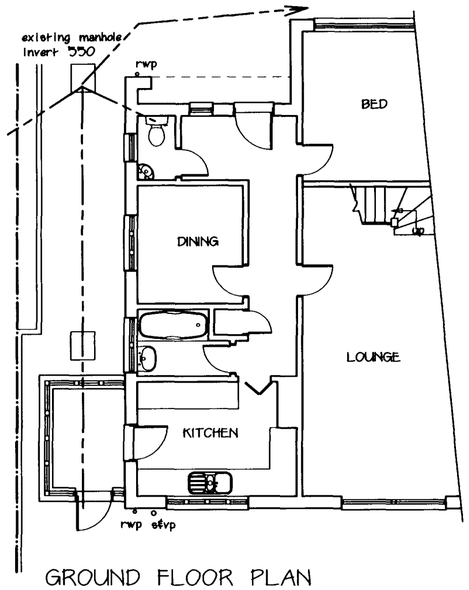

GROUND FLOOR PLAN

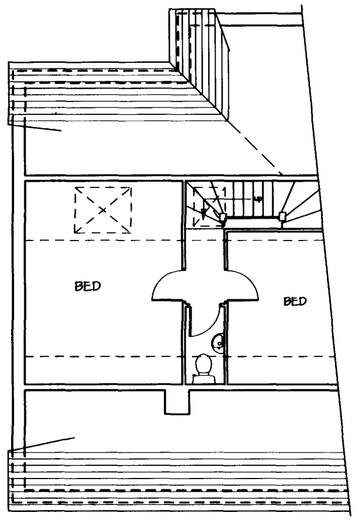

FIRST FLOOR PLAN

ADUR DISTRICT COUNCIL
PLANNING DIVISION
PLAN No. Ad0887/07
DATE RECEIVED 19 SEP 2007

EXISTING LAYOUT

proposed extension to
7 Church Close
Lancing

for Mr Thomas

P A Gosling — architectural consultants
78 Potters Lane
Burgess Hill RH15 9JS
01444 — 248945

scale 1:100	drawing no. 241.07.02
date Aug 07	
drawn PAG	



EAST ELEVATION



NORTH ELEVATION

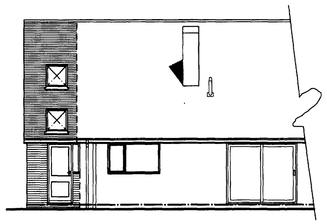

WEST ELEVATION

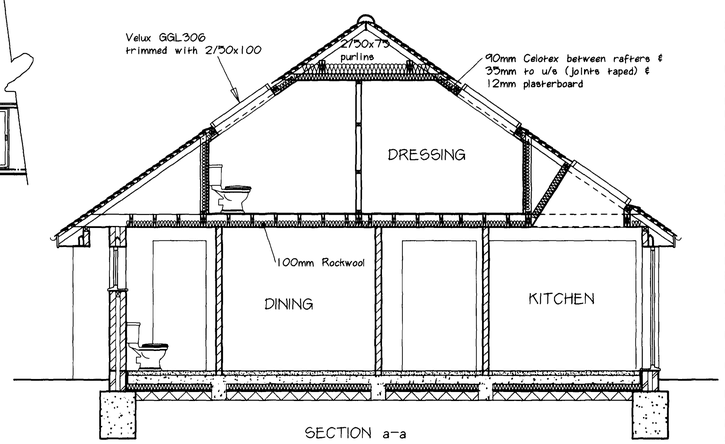

SECTION a-a

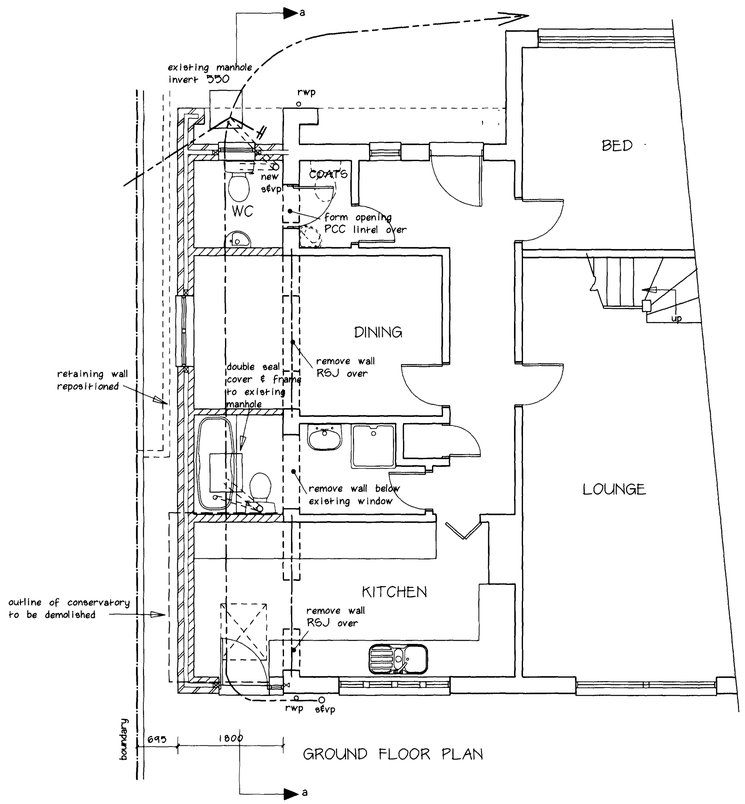

GROUND FLOOR PLAN

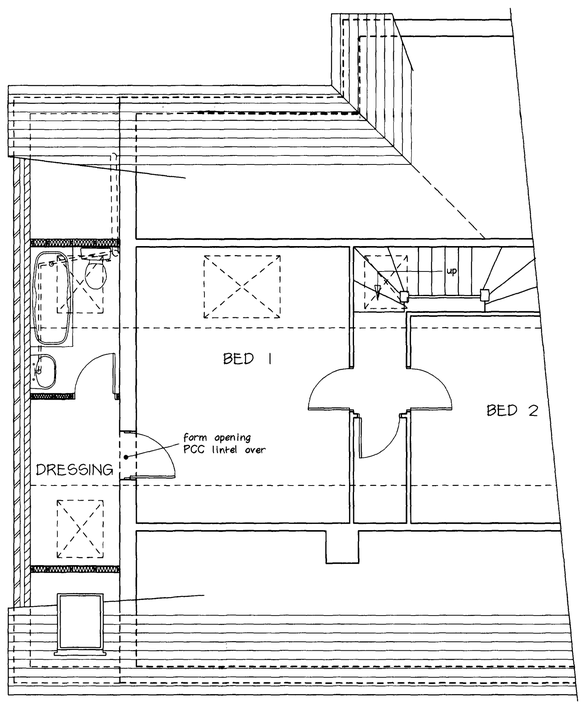

FIRST FLOOR PLAN

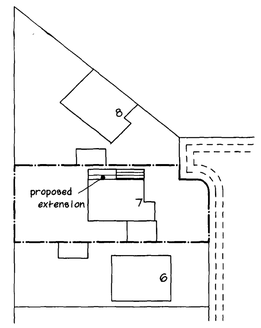

BLOCK PLAN 1:500



LOCATION PLAN 1:1250

NOTES

All workmanship and materials to comply with The Building Regulations 1991. All timber to be treated C16 grade unless stated otherwise. DIMENSIONS NOT TO BE SCALED.

FOUNDATIONS: minimum 600x1000 1:2:4 concrete deep strip. Depth to suit site conditions and proximity of trees and hedge

GROUND FLOOR SLAB: 50mm sand/cement screed on 100mm concrete slab on 1200g polythene DPM to lap with DPC on 100m Celotex insulation on blinding sand on minimum 150mm consolide hardcore.

EXTERNAL WALLS: outer skin 112mm facing brickwork to match existing, 85mm Dritherm 'Plus' cavity insulation, inner skin 100 Thermalite Turbo blocks and lightweight gypsum plaster. Wall ties to BS1243 spaced 450mm vertically (225 at reveals) and 900mm horizontally. DPC to BS743 minimum 150mm above ground level. 150mm vertical DPC to window and door jambs. Cavity filled with leanmix minimum 225mm below DPC. IG lintels to external openings with 150mm minimum bearings.

INTERNAL STUD WALLS: 75x38 studs @ 400 centres with 75x38 head & sole plate and two rows noggins with 9.5mm plasterboard and skim each side. Ashlar walls to be 47x100 with 100mm quilt insulation & 25mm Celotex - joints taped and 9.5 plasterboard.

WINDOWS & VENTILATION: windows to be double glazed UPVC (low E) with 20mm airgap (2W/m2k) and trickle vent (8000mm2). Any glass to doors or windows within 300mm of door or any window within 800mm of floor to have safety glass to BS6206. Provide insulation to reveals & set window back to overlap cavity by 30mm. Any new bath/shower room to have mechanical ventilation (30l/second). If no window fan to operated by light switch with 15 minute delay. Any new kitchen area to have mech. vent. (60l/sec.).

FIRST FLOOR CONSTRUCTION: 22mm flooring grade chipboard on 47x200 joists @ 400 centres supported on joist hangers on 12.5 Gyproc 'Wallboard' TEN and skim. Herringbone struts to be fixed at mid span. Galvanised lateral restraint s to joists and built into wall @ 2m centres.

PITCHED ROOF: roof tiles to match existing on 25x38 battens on Tyvek SUPRO breathable membrane on 47x100 rafters @ 400 centres, 47x100 ceiling joists on 100x50 wall plate secured with galv.lateral restraint straps @ 1200 centres. 9.5 'Duplex' plasterboard & skim. 100mm quilt insulation betwee joists plus 170mm laid perpendicular and over joists. Roof insulation to be continuous with wall insulation. Galvanised lateral restraint straps @ 2m centres to span 3 rafters and built into brickwork of gable wall. 25x150 PAR fascia & 6mm WBP ply soffite.

DRAINAGE: all new drains to be 100mm Osmadrain laid to 1:40 falls in 100mm shingle. Flexible sleeves with PCC lintels wher passing through walls. Manholes to be 225mm engineering brick on 100mm concrete base or use polypropolene inspection chamber by Osma. Basins to have 32mm waste; sinks, baths and showers to have 40mm. All to have 75mm traps.

ELECTRICAL: All electrical work to comply with requirements o Part P and must be designed, installed, inspected and tested an approved contractor. A certificate to BS7671 to be issuec

PLAN No.

DATE RECEIVED 19 SE

PROPOSED LAYOUT

proposed extension to
7 Church Close
Lancing

for Mr Thomas

P A Gosling — architectural consult
78 Potters Lane
Burgess Hill RH15 9JS
01444 — 248945

scale	1:50 1:100	drawing r
date	Aug 07	241.07.
drawn	PAG	