

PROPOSED FRONT ELEVATION 1:50 @ A1



PROPOSED REAR ELEVATION 1:50 @ A1

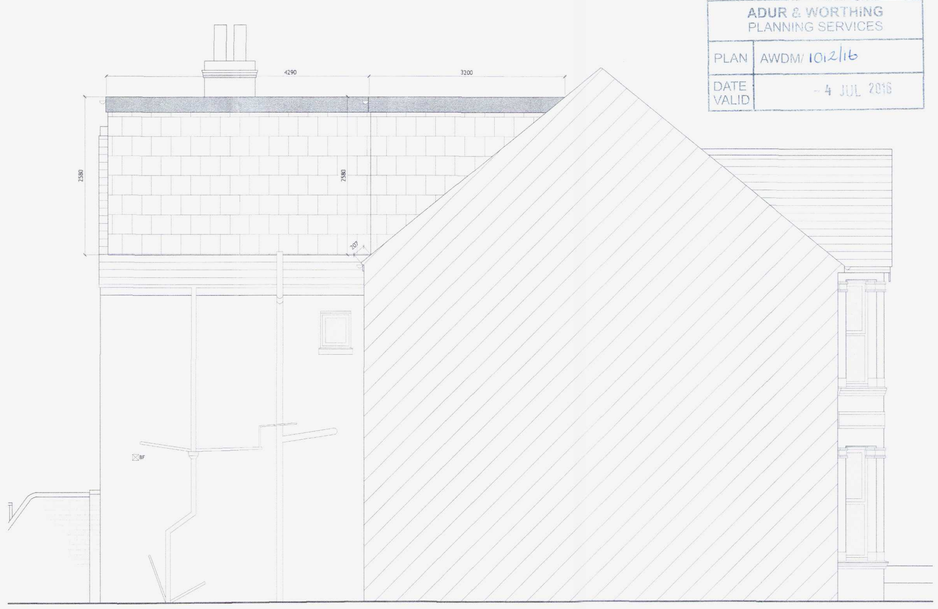

PROPOSED SIDE ELEVATION (E) 1:50 @ A1

0 0.5 1.0 2.0 3.0 4.0 5.0 10.0

Scale in metres

ADUR & WORTHING
PLANNING SERVICES
PLAN AWDM/ 1012/16
DATE VALID 4 JUL 2016

notes

Do not scale directly from drawing, all measurements are to be taken from site prior to the commencement of works.

three | eleven design (trading name of 3eleven design Ltd) reserves the right to all drawings produced, please see company Terms & Conditions for further details

- GAS METERS
- ELECTRICAL METERS
- BOILER
- CONSUMER UNIT
- MEGAFLOW UNIT
- RADIATOR
- DIRECTION OF ROOF FALL
- INSPECTION CHAMBER
- SOIL VENTILATION STACK
- STUB STACK
- RAINWATER PIPE
- GULLEY
- WATER FEED/OR TAPS
- SMOKE DETECTOR
- HEAT DETECTOR
- TOUGHENED SAFETY GLASS
- OBSCURE GLAZING
- 15L/S MECHANICAL VENTILATION
- 30L/S MECHANICAL VENTILATION
- 60L/S MECHANICAL VENTILATION
- KITCHEN VENTILATION FLUE
- BATHROOM VENTILATION FLUE
- UTILITY ROOM VENTILATION FLUE
- BOILER VENTILATION FLUE
- TUMBLE DRYER VENTILATION
- PENDANT LIGHT FITTING
- WALL MOUNTED LIGHT FITTING
- SPOT/ DOWN LIGHT FITTING
- UP LIGHT FITTING
- FIRE ALARM BELL
- FIRE ALARM PANEL
- FIRE ALARM BREAK POINT
- ELECTRICAL SOCKET
- ELECTRICAL DOUBLE SOCKET
- SPECIAL GRADE SOCKET
- SOCKET SWITCH
- TWO WAY SOCKET SWITCH
- INTERNET AND PHONE CONNECTION
- CABLE/ TV/ DIGITAL SOCKET

VOLUME CALCULATION

Main roof dormer section

Area = 11.5m2
Volume (x 2.58) = 29.67m3
Additional dormer bulk (29.67/2) = 14.8m3

Rear addition dormer section

Part 1
Area = 16.2m2
Volume (x 2.06) = 33.37m3
Additional dormer bulk (33.37/2) = 16.7m3
Part 1
Area = 16.2m2
Volume (x .51) = 8.3m3

TOTAL

14.8m2 + 16.7m2 + 8.3m3 = 39.8m3

Under 40m2 so therefore PERMITTED



- LEGEND
- SITE BOUNDARY LINE
- SUBJECT BUILDING
- NEIGHBOURING BUILDINGS
- PROPOSED EXTENSION/ ADDITION TO SUBJECT BUILDING
- REMOVED STRUCTURE TO SUBJECT BUILDING
- EXISTING TREE (APPLICABLE)
- REMOVED TREE



LOCATION PLAN 1:1250 @ A1



Ordnance Survey (c) Crown Copyright 2016. All rights reserved. Licence number 100022432

Scale in metres

PROPOSED BLOCK PLAN 1:500 @ A1

date revision description

project:
92 UNDERDOWN ROAD, SOUTHWICK, E. SUSSEX
PROPOSED LOFT CONVERSION & INT.ALTERATIONS

client:
TOM NORMAN

three | eleven DESIGN

01273 688 744
info@3eleven.co.uk
www.3eleven.co.uk

Unit 1
100 North Road
Brighton
BN1 1YE

title:
PROPOSED FRONT, REAR AND SIDE ELEVATIONS, LOCATION AND BLOCK PLANS

project no:	drawing no:	revision:
92UDR	92UDR/04	/
date:	scale:	drawn:
22/JUN/16	1:VAR @ A1	RJB & DJC

drawing status:
APPLICATION