Ground Floor

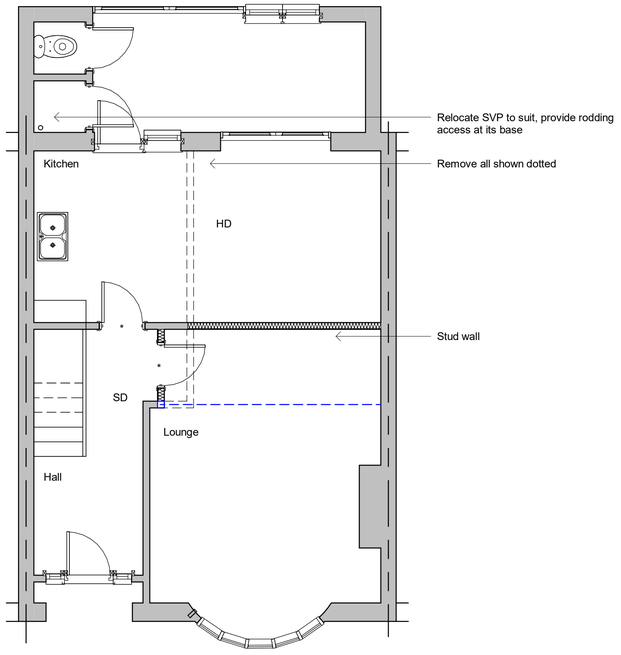

First Floor

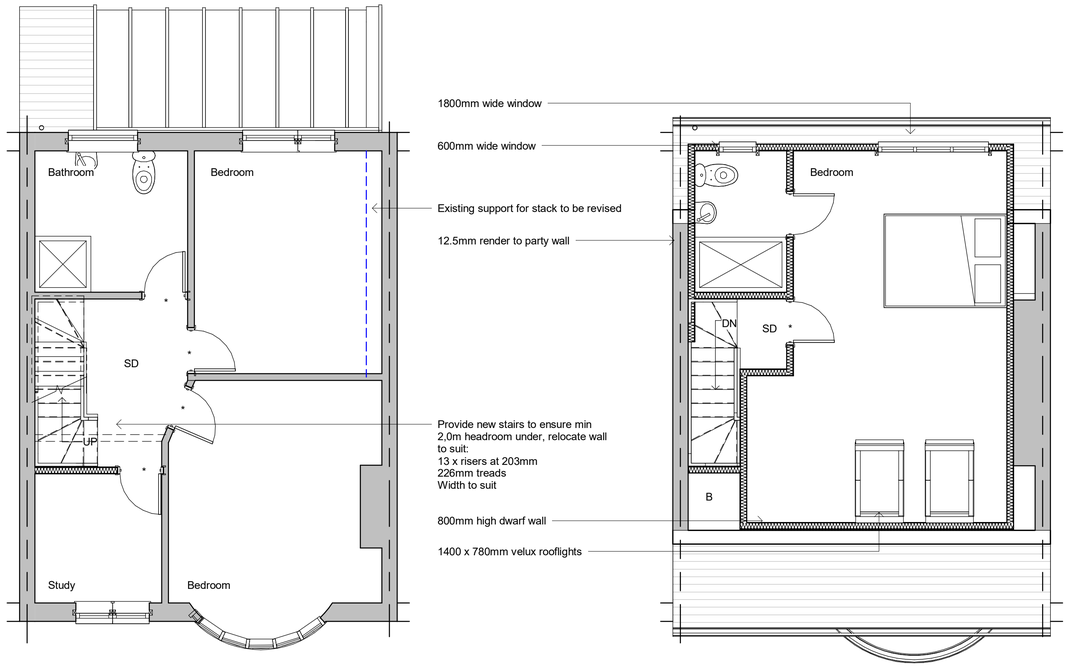

Second Floor



Front Elevation

West

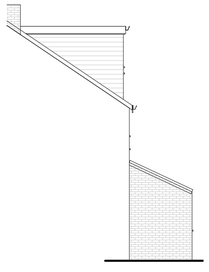

Side Elevation

South

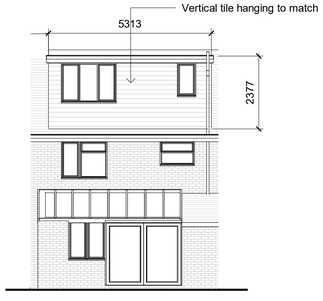

Rear Elevation

East

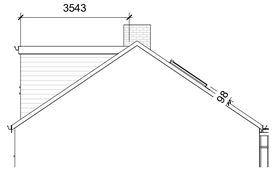

Side Elevation

North

North

Site plan 1:500

Site plan 1:1250





Revisions

0.5 0 0.5 1 1.5 2 2.5
SCALE 50 m
1:

1 0 1 2 3 4 5
SCALE 100 m
1:

5 0 5 10 15 20 25
SCALE 500 m
1:

10 0 10 20 30 40 50
SCALE 1250 m
1:

Cubic content calculation:

Rear dormer:

5.313 x 2377 x 3.543 / 2 = 22.37m3

Therefore complies as under 40m3

Materials

Drawing Number	2024/176	Sheet	2 of 2
Size	A1	Scale	1:50, 1:100, 1:500, 1:1250

Project

Proposed details
December 2024

Job Title

48 Bramley road
Worthing
West Sussex
BN14 9DS

Do Not scale from this drawing except for planning as photocopies will be subject to distortion
Drawings to be read in conjunction with all other Designers and structural engineers contract drawings and specifications:
Any discrepancies must be brought to the attention of the Designer immediatialy.
The contractor must verify all dimensions by site measurement before ordering materials or manufacturing components
Substitute materials and products to those named will be acceptable if proven to be of equal or higher performance and not in conflict with other elements

M.J.Humphrey Ltd

RICS cabe chartered association of building engineers

Mel Humphrey MRICS, MBEng
9 Aldsworth Avenue
Goring By Sea
West Sussex
BN12 4XQ
Mel@mjhumphrey.co.uk
07701055182

Adam Humphrey
4 Thalassa Road
Worthing
West Sussex
BN11 2HH
Adam@mjhumphrey.co.uk
07812419142