General Notes

All dimensions to be checked on site. All details and dimensions relating the sub-contractors or suppliers work must be checked and agreed between the subcontractors or supplier and the general contractor.

This drawing is to be read in conjunction with all relevant architect's and engineer's drawings and the specification.

Works to comply with current Codes of Practice, British Standards and Building Regulations.

Contractor to establish with the local authority their requirements for inspecting the works, and adhere to these, from the outset.

Contractor to provide all necessary vertical and lateral restraint strapping in order to comply with The Building Regulations.

Roof and Trimming - Design for roof structure, trimming and connections are to be prepared by suitably qualified persons prior to construction.

New timber in the works shall be tanalized and cut ends are to be thoroughly treated before fixing.

Splice details for long-span beams can often be accommodated if required.

Proprietary items to be used in accordance with manufacturer's instructions.

All dimensions, levels, insulations, DPM, waterproofing and setting out of structures by architect.

All works to Building Inspector approval.

Designer Risk Assessment

The contractor is to provide all necessary temporary propping & temporary works to safely undertake the work and maintain structural stability. The contractor is to be aware that the property may be occupied during construction and temporary works loading to consider this.

Contractor to take all measures to control noise and dust.

All appropriate scaffold and edge protection should be put in place to ensure safety while working from height. Existing ceilings to be boarded during works to protect from falls between joists.

The BCO and contractor are to investigate the adequacy of the existing foundations prior to ordering materials.

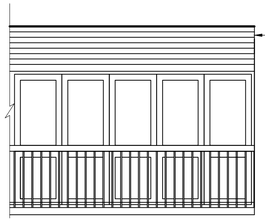

Proposed Roof Build Up
(Showing structure over)
(1:50)



Proposed West Elevation
(1:150)

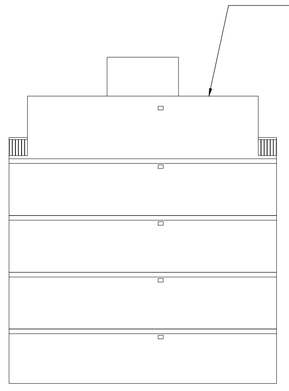

Proposed North Elevation
(1:150)



Proposed East Elevation
(1:150)

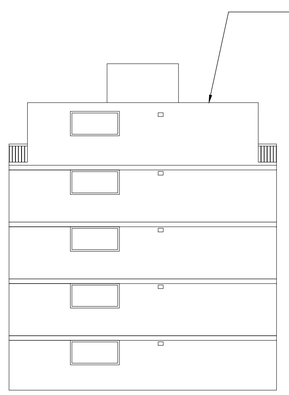

Proposed South Elevation
(1:150)

0 2.0m 3.0m 5.0m 10.0m
SCALE BAR (1:150)

Revision:	Date:	Description:
-	-	-

PHILIP GOACHER ASSOCIATES
Consulting Civil and Structural Engineers
Park House • 122A Newland Road • Worthing • West Sussex • BN11 1LB
TEL: 01903 217723 • FAX: 01903 821987 • EMAIL: mail@pgoacher.co.uk
www.pgoacher.co.uk

Scale(s):	Date:
1:150@A1	OCT'20
Engineer:	Checked:
TW	PJG

Atlantic Court, Ferry Road, Shoreham
PROPOSED ALTERATIONS

Project No:	Drawing No:	Revision:
20068	002	–