

West Facing Side Elevation

1m 2m 3m 4m 5m 6m 7m 8m 9m 10m
1:100 Scale Bar

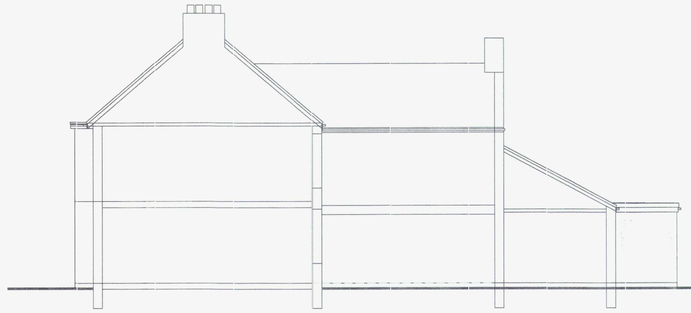

Section / East Elevation

1m 2m 3m 4m 5m 6m 7m 8m 9m 10m
1:100 Scale Bar

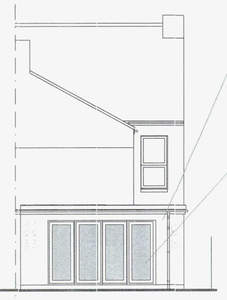

North Facing Rear Elevation

1m 2m 3m 4m 5m 6m 7m 8m 9m 10m
1:100 Scale Bar

Services Key

- Denotes pull cord
- $_2$ – Denotes light switch (2 way)
- $_T$ – Denotes light switch (timer)
- Denotes telephone
- Denotes television aerial points
- Denotes double socket
- Denotes double socket (floor level)
- $_C$ – Denotes cooker point
- Denotes spur
- Denotes external water tap
- radiator – Denotes radiator
- Denotes PIR detector
- Denotes extractor fan
- $_{SD}$ – Denotes smoke detector
- $_{HD}$ – Denotes heat detector
- meter – Denotes meter
- Denotes wall light
- Denotes ceiling rose
- Denotes spotlight
- Denotes fluorescent tube

Structural Engineer to confirm all beam layouts and sizes

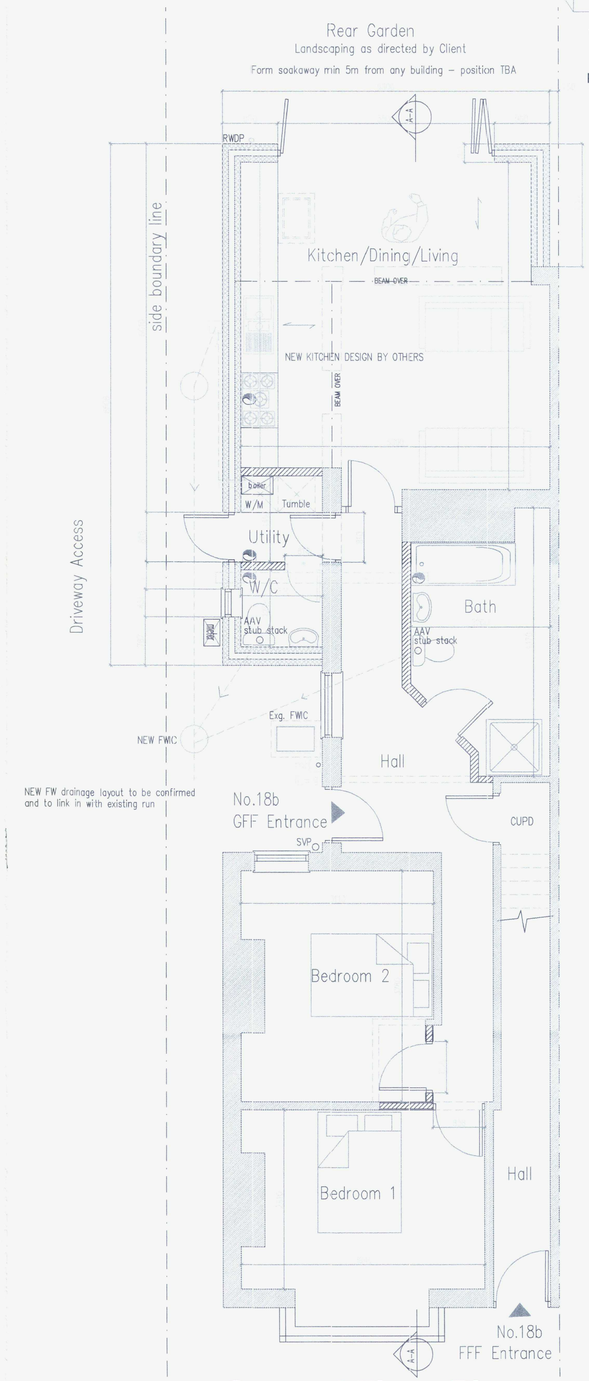

Ground Floor Plan

1:50 Scale Bar
2m 3m 4m 5m 6m 7m 8m 9m 10m

FW drain to be located/exposed, pipe diameter/depth of drain tbc
Flow direction also TBC
All to be as Southern Water requirements and Approval

Protect FW pipe through new extension
with 100x65mm concrete plank lintels
For added FW drain protection – slab to be
reinforced with A142 light mesh with 50mm cover
If require depending on condition– replace FW pipe with new

Beams As Structural Engineer's details

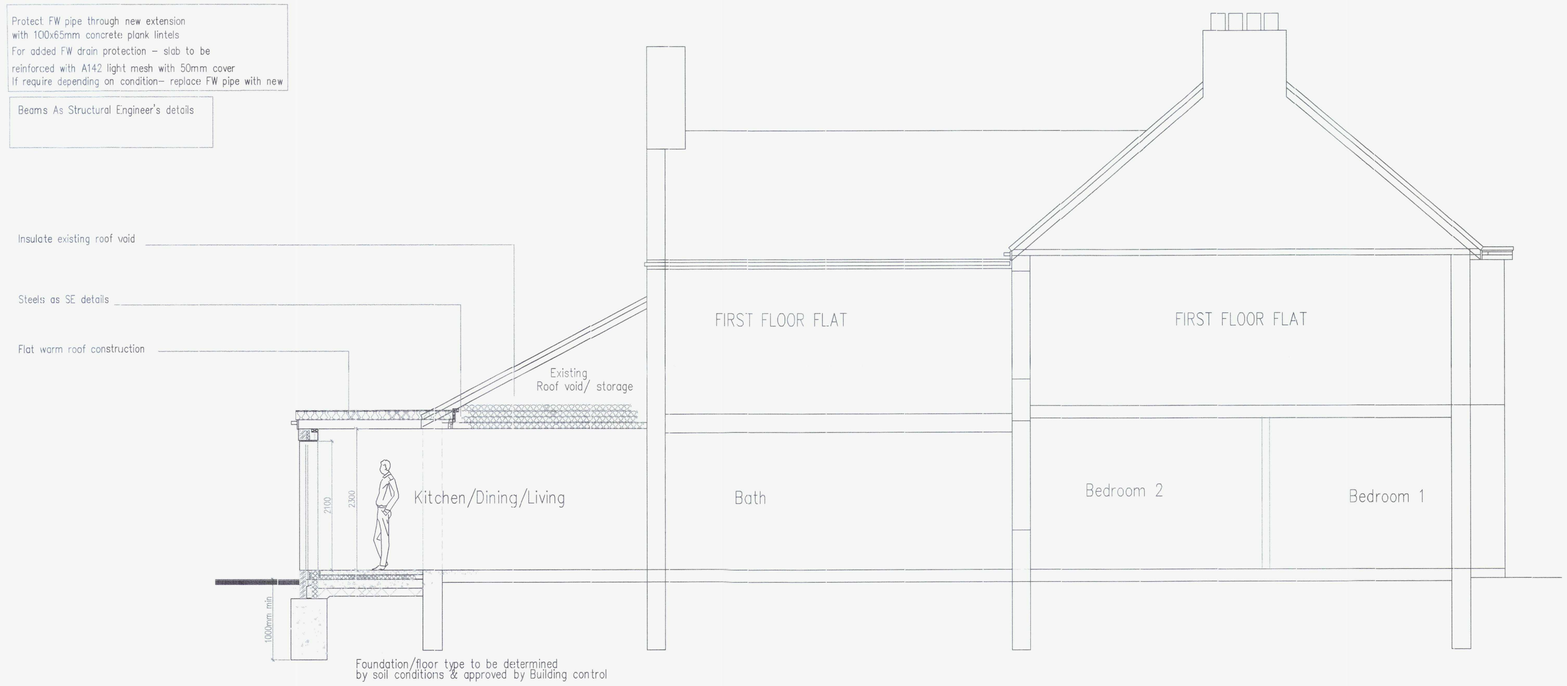

Section A-A as Proposed

1:50 Scale Bar
2m 3m 4m 5m 6m 7m 8m 9m 10m

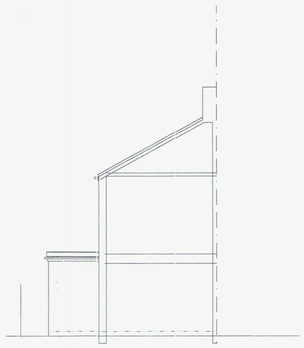

South Facing Elevation showing extension projection to side

1m 2m 3m 4m 5m 6m 7m 8m 9m 10m
1:100 Scale Bar

ADUR & WORTHING
PLANNING SERVICES
PLAN AWDM/1099/17
DATE VALID 27 JUL 2017

DO NOT SCALE FROM THIS DRAWING EXCEPT FOR PLANNING AS PHOTOCOPIES WILL BE SUBJECT TO DISTORTION
DRAWINGS TO BE READ IN CONJUCTION WITH ALL OTHER ARCHITECT'S & STRUCTURAL ENGINEER'S CONTRACT DRAWINGS & SPECIFICATIONS.
ANY DISCREPANCIES MUST BE BROUGHT TO THE ATTENTION OF THE ARCHITECT IMMEDIATELY.
THE CONTRACTOR MUST VERIFY ALL DIMENSIONS BY SITE MEASUREMENT BEFORE ORDERING MATERIALS OR MANUFACTURING COMPONENTS.
SUBSTITUTE MATERIALS & PRODUCTS TO THOSE NAMED WILL BE ACCEPTABLE IF PROVEN TO BE OF EQUAL OR HIGHER PERFORMANCE AND NOT IN CONFLICT WITH OTHER ELEMENTS.

Project:
Proposed
Extension
& Alterations At:
Ground Floor Flat
18b Brighton Road
Shoreham By Sea
West Sussex
BN43 6RG

Drawing title:
Plans & Elevations As Proposed

Client: Jordan & Amy Ross

© Copyright of:
Architectural & Planning Services
15 West Street
Shoreham By Sea
West Sussex
BN43 5WF
BJW
01273 441009
07856899101
e-mail: benw@bjwarchitectural.co.uk
website: bjwarchitectural.co.uk

Scale: 1:50 & 1:100 | Paper size: A1
Date: 3.7.2017 | Drawn: BJW
Drg. No. 02 | Rev'n A

Note: All dimensions to be checked on site.