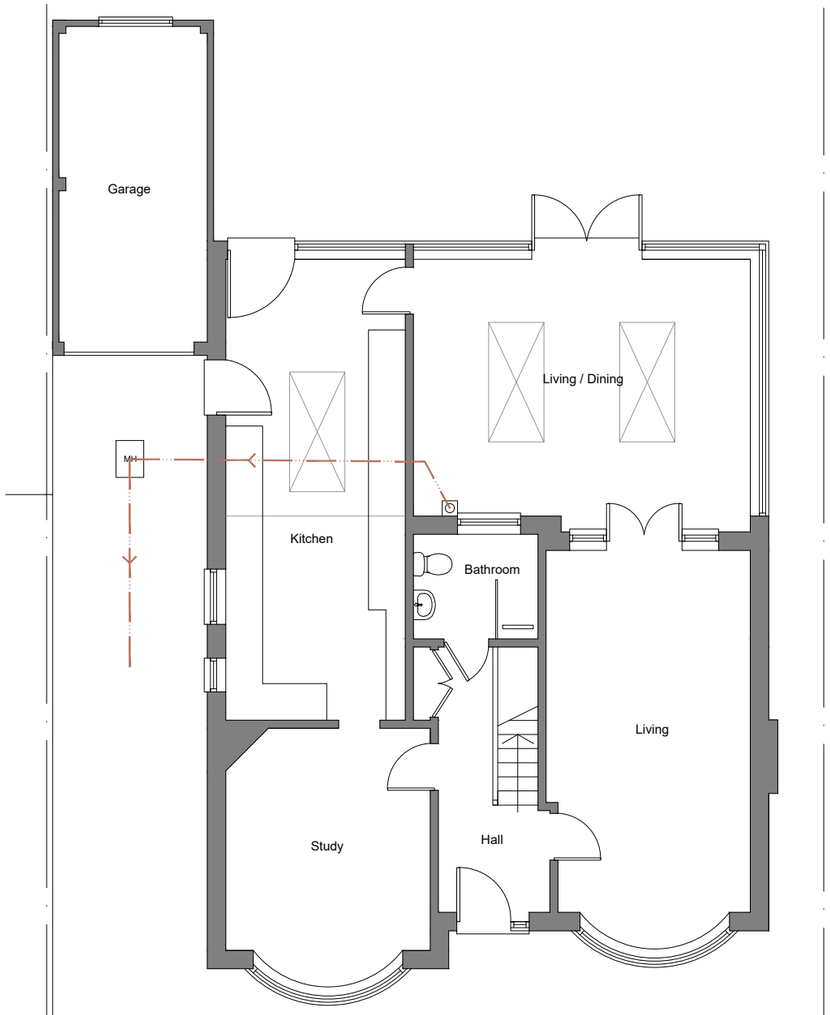

Ground Floor Plan
1:100

0m 5m 10m

Scale Bar 1:100

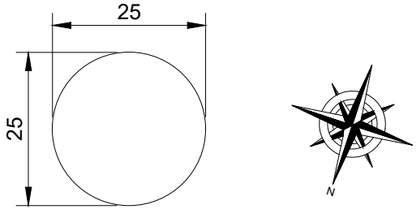

This circle should measure 25mm across once printed to ensure accurate scaling.



North Elevation
1:100



South Elevation
1:100



East Elevation
1:100

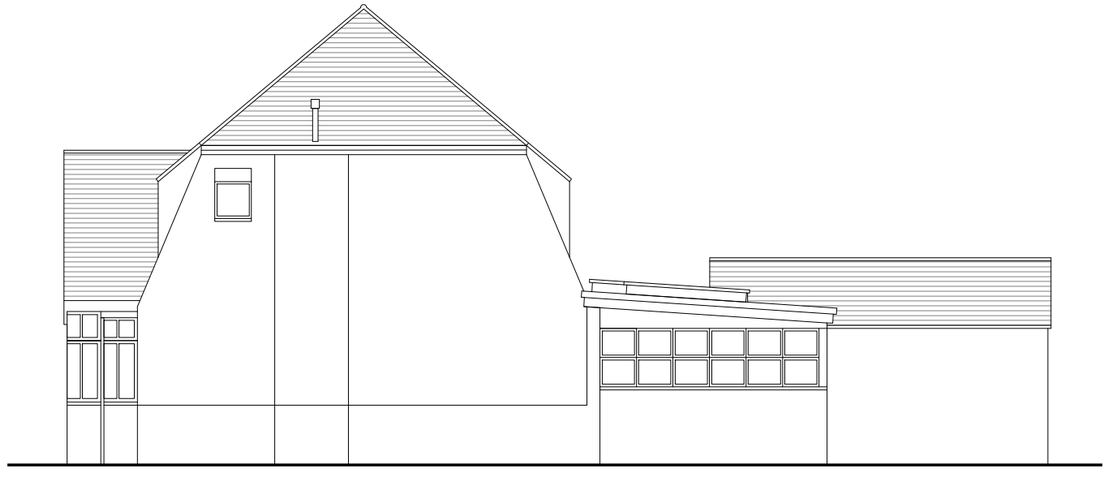

West Elevation
1:100

Revisions

-

Client

Mr Karl Dimmock

Project title

20 Ashfold Avenue
Worthing
BN14 0AP

Drawing description

Existing Plan and Elevations

Page Size	Drawn By	Checked By	Date
A3	AP	-	Aug 2023

SPRUCE
ARCHITECTURE
T 01273 885 440 E info@sprucearchitecture.com

This drawing is the copyright of Spruce Architecture.
Do not scale from this drawing.
All dimensions shown are approximate and should be checked on site.
Any discrepancies on this drawing are to be reported to Spruce Architecture.

CIAT affiliate

Drawing no. SP-0422.02

Revision -