Copyright (c) 2020

NOTE:
The contractor is to check all site dimensions and levels before work starts. Report any discrepancies.

This drawing must be read with and checked against all structural and other specialist drawings, specifications and bills of quantities. Report any discrepancies.

The contractor is to comply with all current British Standards and Building Regulations whether or not specifically stated on these drawings.

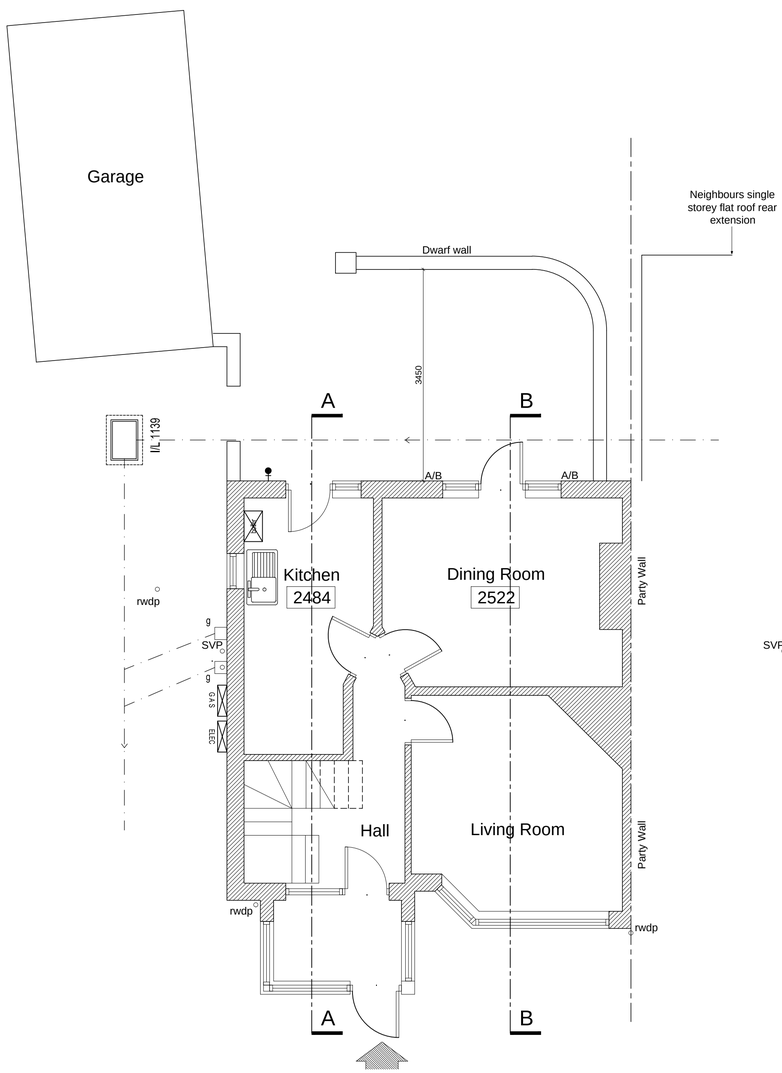

Ground Floor Plan 1:50

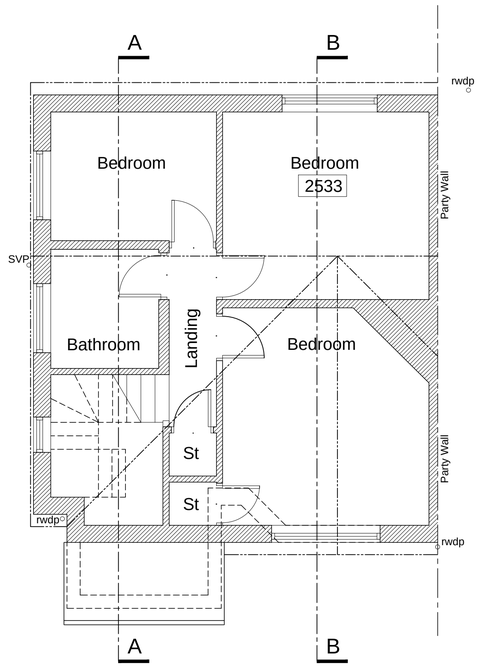

First Floor Plan 1:50

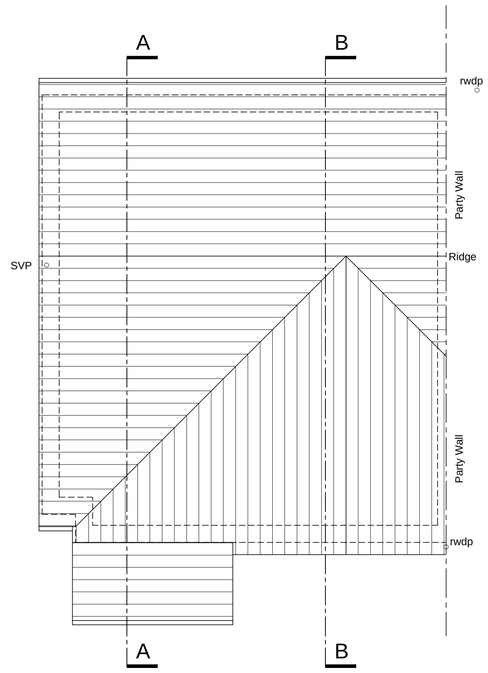

Roof Plan 1:50

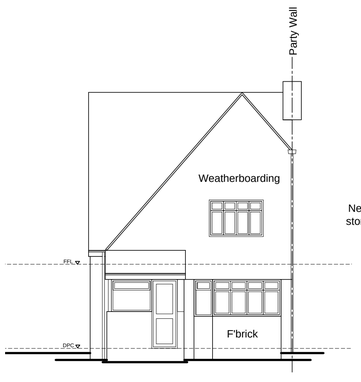

Front Elevation 1:100

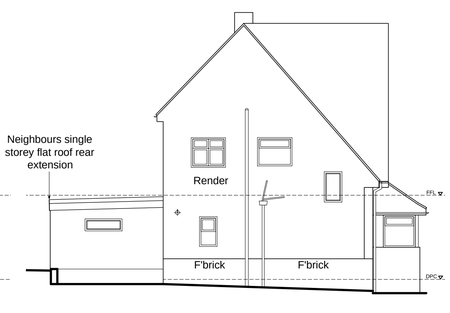

Side Elevation 1:100

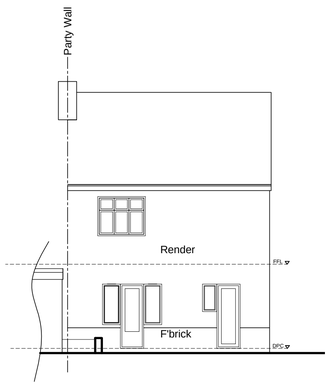

Rear Elevation 1:100

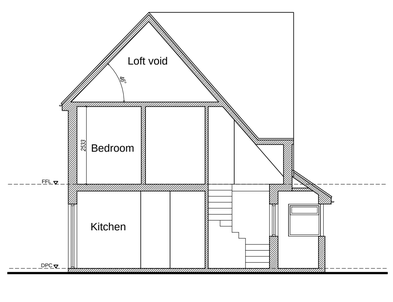

Simple Section A-A 1:100

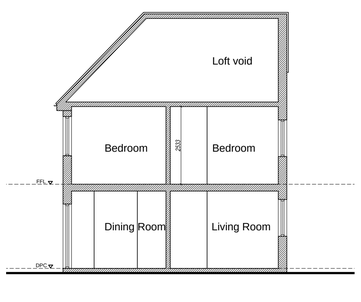

Simple Section B-B 1:100

A/B - Air brick

●⊢ - Denotes external water tap

2620 Floor to ceiling spot heights

1m 2m 3m 4m 5m
1:100 Scale Bar

1m 2m 3m 4m 5m
1:50 Scale Bar

EXISTING WALLS

FOR PLANNING

Rev.	Date	Description	By
-	-	-	-

Client
Mr and Mrs Cotter

Project
Alterations To:
85 Greenways Crescent
Shoreham-by-Sea

Drawing Title
Plans, Elevations and
Simple Sections as Existing

Copyright (c) 2020 of
Sussex Architectural Services
Wicket View
Cuckfield Lane
Warninglid
West Sussex
Tel:(01444) 461355
Email: info@sussexarchitecturalservices.co.uk

Scale 1:50 @ A1
Date December 2020
Drawn -
Drawing Number **20-158-01**