Ground Floor

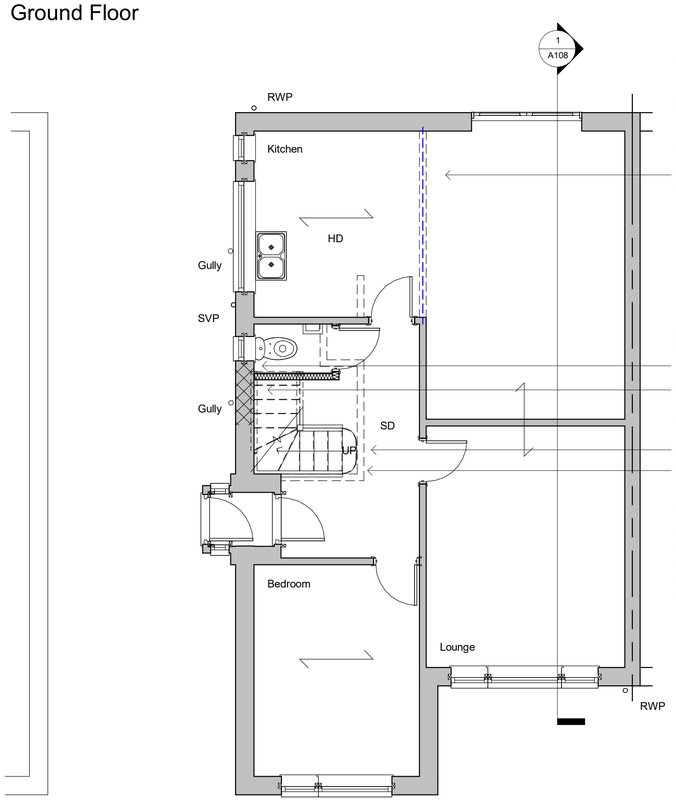

First Floor

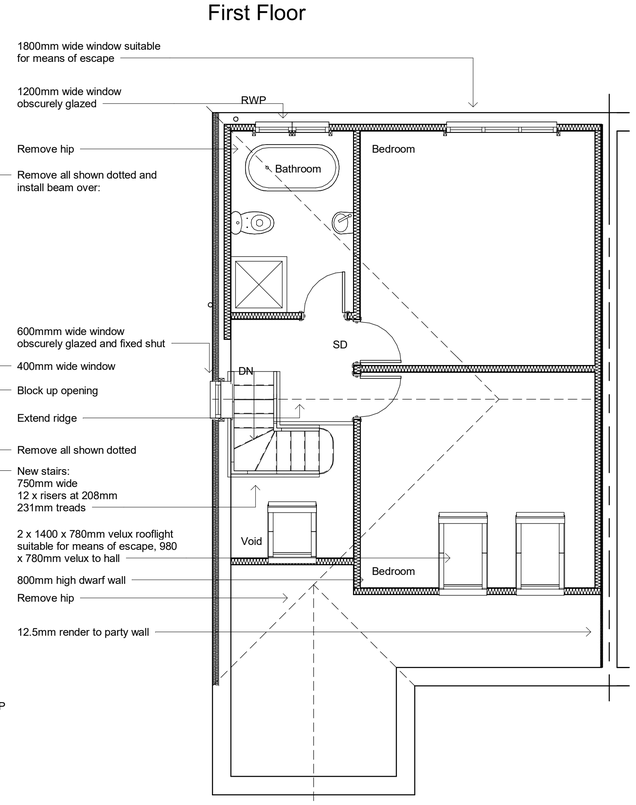

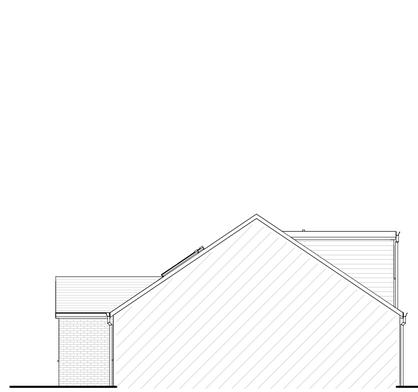

North - Side Elevation

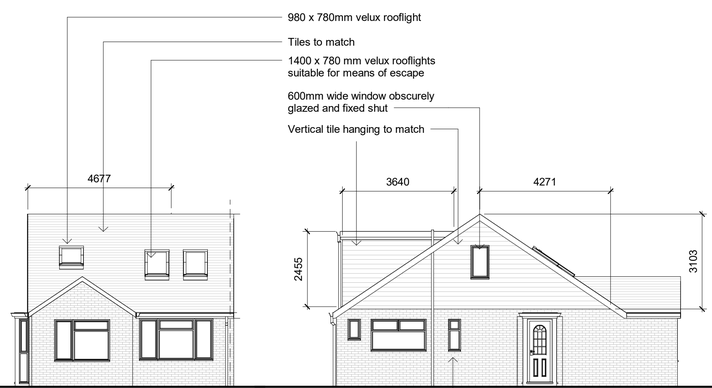

East - Front Elevation

South - Side Elevation

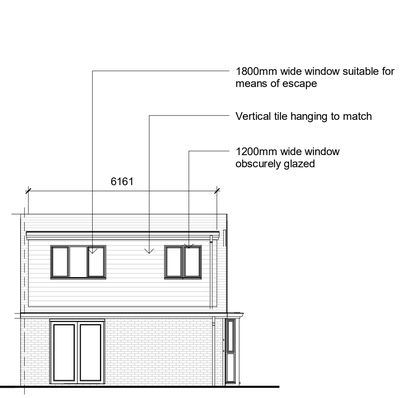

West - Rear Elevation

Revisions

0.5 0 0.5 1 1.5 2 2.5
SCALE 1: 50 m

1 0 1 2 3 4 5
SCALE 1: 100 m

Cubic content calculations:

Gable end:

(4.677 / 3) x 4.271 x 3.103 = 20.66m3

Dormer:

3.640 x 2.455 x 6.161 / 2 = 27.5

Total:

20.66 + 27.5 = 48.16m3

Therefore complies as under 50m3

Materials

Drawing Number	2021/07	Sheet	1 of 1
Size	A1	Scale	1:50, 1:100

Project

Proposed details
January 2021

Job Title

29 Crown Road
Shoreham-by-sea
West Sussex
BN43 6GD

Do Not scale from this drawing except for planning as photocopies will be subject to distortion
Drawings to be read in conjunction with all other Designers and structural engineers contract drawings and specifications:
Any discrepancies must be brought to the attention of the Designer immediatialy.
The contractor must verify all dimensions by site measurement before ordering materials or manufacturing components
Substitute materials and products to those named will be acceptable if proven to be of equal or higher performance and not in conflict with other elements

M.J.Humphrey Ltd

RICS cabe chartered association of building engineers

Mel Humphrey MRICS, MBEng
39 Northease Drive
Hove
East Sussex
BN3 8PQ
Mel@mjhumphrey.co.uk
07701055182

Adam Humphrey
230 Dominion Road
Worthing
West Sussex
BN14 8JL
Adam@mjhumphrey.co.uk
07812419142