T.P. OFFICE COPY
DECEIVED 29/10/07

NOTES:
Dimensions to be checked on site before commencing work. Any discrepancies shall be reported to the architect immediately.

Do not scale from these drawings except for planning purposes. Use figured dimensions only.

Where applicable this drawing is to be read in conjunction with other consultants' drawings.

All drawings to be read in conjunction with specification and all other drawings including structural engineer and mechanical and electrical drawings / specification

NOTES:
THIS HAS BEEN PRODUCED FROM CLIENT SUPPLIED INFORMATION. NO SURVEY OR ANY OTHER FORM OF INVESTIGATIVE WORKS/DESIGN/SPECIFYING HAVE BEEN CARRIED OUT BY HELYER DESIGN LTD. DIMENSIONS ESTIMATED FROM CLIENT SUPPLIED DRAWING AND PHOTOGRAPHS AND MUST BE VERIFIED ON SITE PRIOR TO COMMENCEMENT OF WORKS



Existing Ground Floor Plan @ 1:100

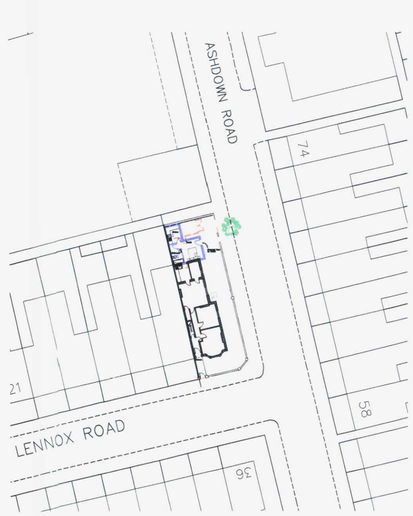

Proposed Block Plan @ 1:500

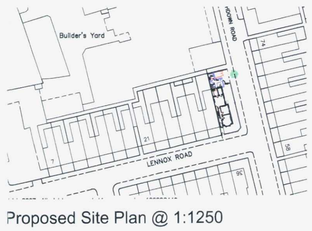

Proposed Site Plan @ 1:1250

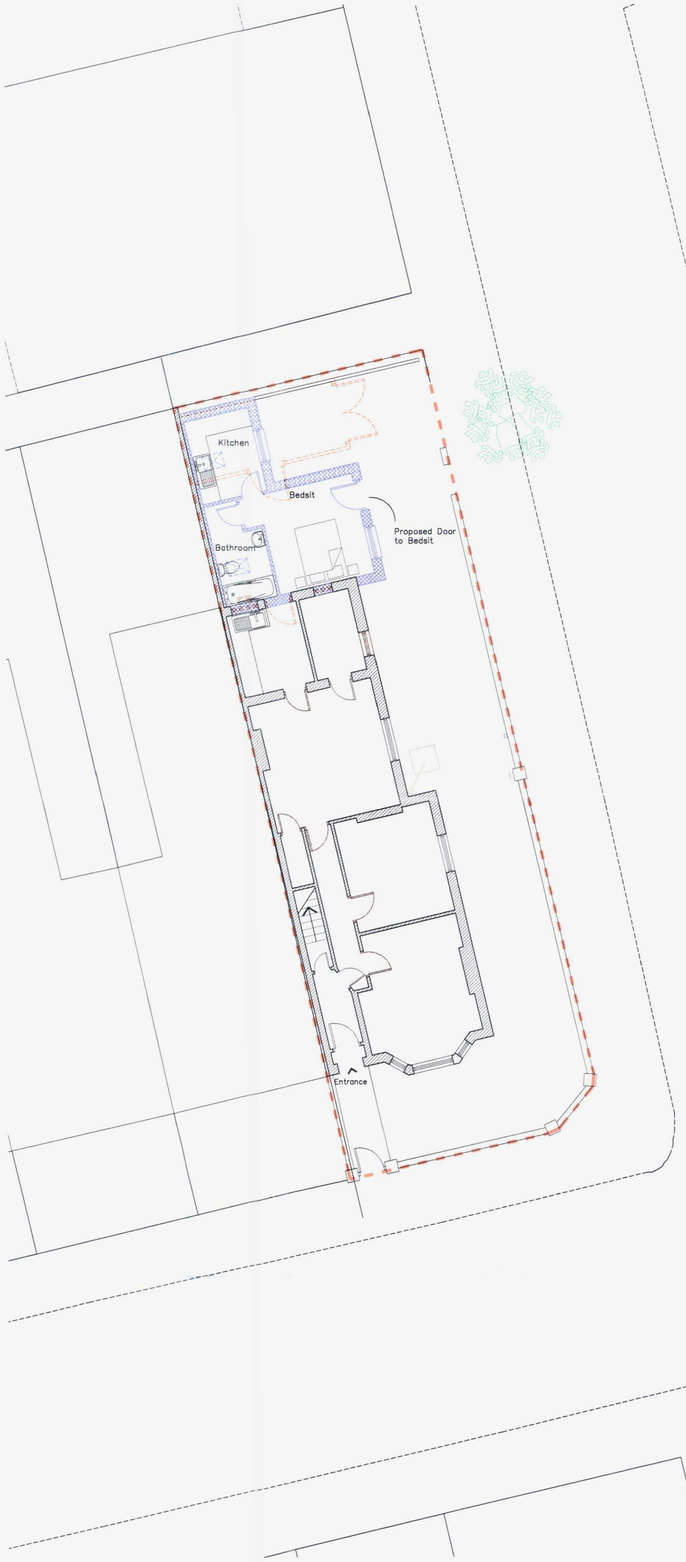

Proposed Ground Floor Plan @ 1:100



Existing North Elevation @ 1:100

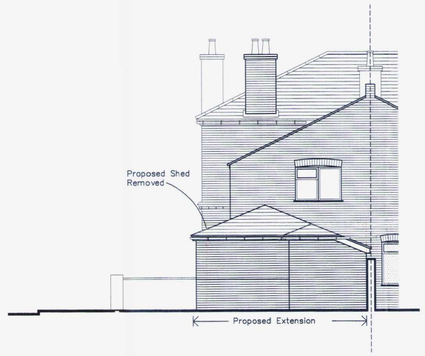

Proposed North Elevation @ 1:100



Existing East Elevation @ 1:100



Proposed East Elevation @ 1:100

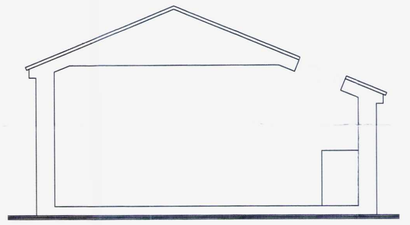

Proposed Section @ 1:50

REV	DATE	AMENDMENT	DRAWN

helyerdesign [ltd]
architecture .design .graphics
mail@helyerdesign.co.uk www.helyerdesign.co.uk
2 Queen Street, Emsworth, PO10 7BL
01243 370 715 07747 027379

CLIENT
Mr Chris Hayhoe

RECEIVED 10 DEC 2007

PROJECT
33 Lennox Road
Worthing

DRAWING
Existing and Proposed

SCALE
Varies

DATE June 07

DRAWN AB