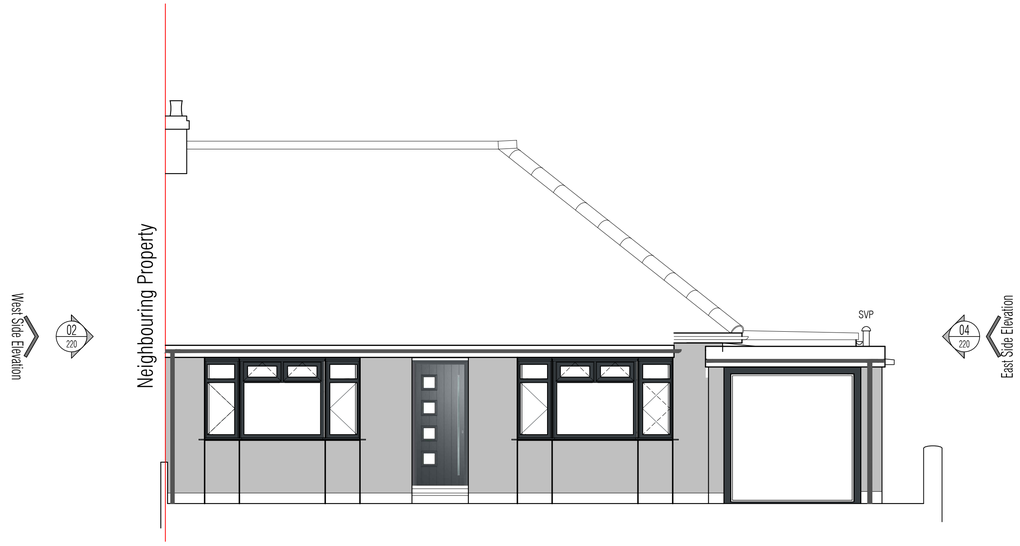

01 Proposed Southern Front Elevation
Scale: 1:50

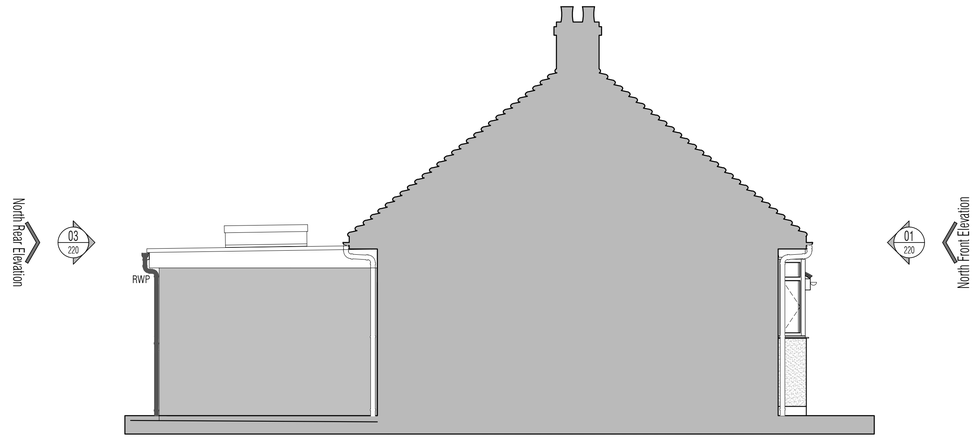

02 Proposed West Side Elevation
Scale: 1:50

Elevations are indicative only. Do not dimension from these drawings.

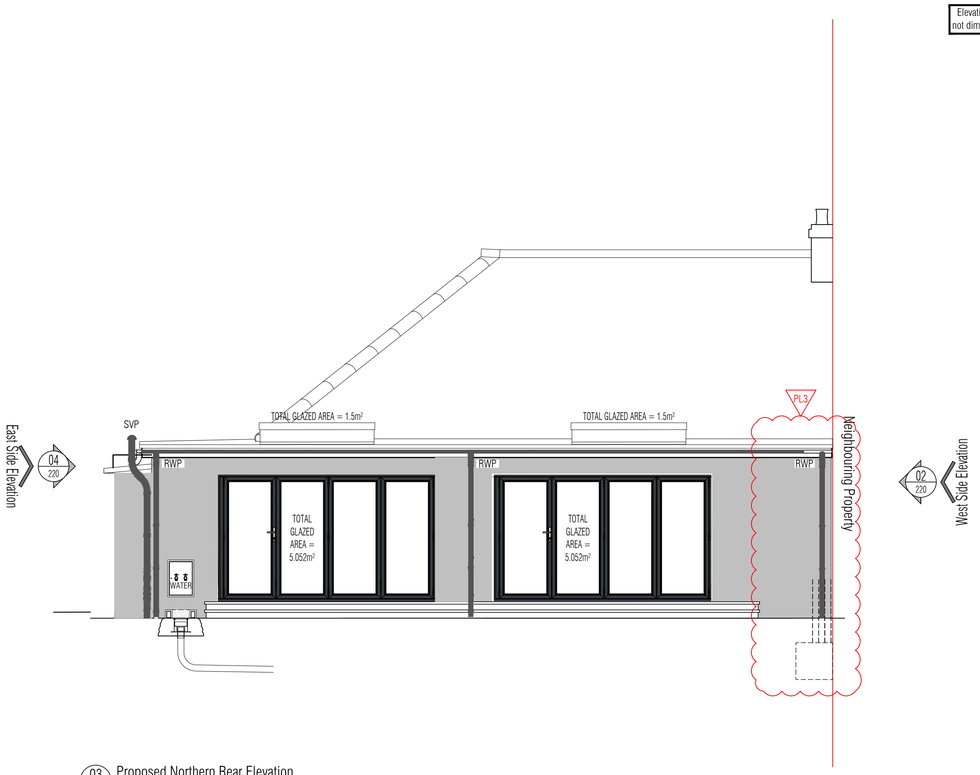

03 Proposed Northern Rear Elevation
Scale: 1:50

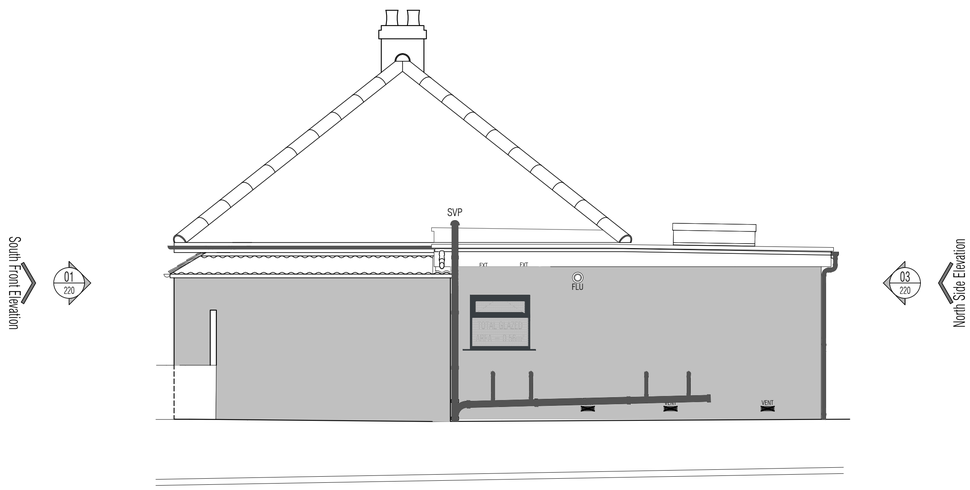

04 Proposed East Side Elevation
Scale: 1:50

Scale: 1:2500
0m 1m 20m 3m 40m 5m 60m 7m 100m

Scale: 1:250
0m 250mm 500mm 750mm 1000mm

Scale: 1:200
0m 1m 5m 8m 10m 13mm

Scale: 1:10
0mm 1mm 3mm 5mm 2mm 3mm 5mm 7mm 10mm

NOTES: Do not scale this drawing. All dimensions to be checked on site prior to commencement or manufacture. All elements or entities shown are indicative in shape, size and location and are subject to a manufacturers and / or construction reality & constraints tolerance of ±300mm in any direction or distance.

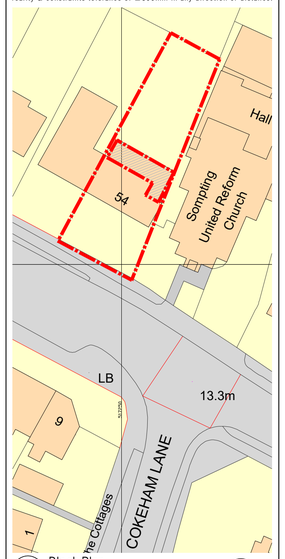

05 Block Plan
Scale: 1:500



06 Location Plan
Scale: 1:1250

All details referenced in call outs supercede general arrangement or larger depictions.

Rev	Date	By	Chk	Comment
PL3	09.07.25	RKC	-	Wall extended to boundary
PL2	19.06.25	RKC	--	Block/Location Plans updated
PL1	19.06.25	RKC	-	Preliminary Issue for Planning Approval

RAPID KEYSTONE
CONSTRUCTION CONSULTANCY LTD
WWW.RKCCLTD.CO.UK 07985585488 RKC@RKCCLTD.CO.UK

DESIGN ARCHITECTURE ENGINEERING CONSTRUCTION PLANNING SCHEDULING PROJECT MANAGEMENT SURVEYING SPECIFICATION BUILDING REGULATIONS CONTROLS COSTS QUANTITY SURVEYING CIVIL ENGINEERING SITE MANAGEMENT STRUCTURAL ENGINEERING ENVIRONMENTAL ENGINEERING SETTING OUT CDM ESTIMATING

ISSUED FOR PLANNING

Client
Emma Day
54 Cokeham Road
Sompting

Project Title
Alterations to Conservatory
and Delapidated Lean-to
Installation of Flat Rooves and
BiFold Doors

Drawing Title
Proposed
General
Arrangement
Elevations

Drawn by:	Scale:	Date:
RKC	1:50@A1, 1:100@A3	14.08.24
Designed by:	Checked by:	Approved by:
RKC	-	-

File Ref.: - K:\202454-COKEHAM\GA\2025-202454-A-220-PLA.DWG - PL3-250709091456
25.07.09 09:15:00

Drawing No. 202454-A-220-PLA
Rev. PL3