Scale 1:100 0 1 2 3 4 5 6 7 8 9 10 Metres

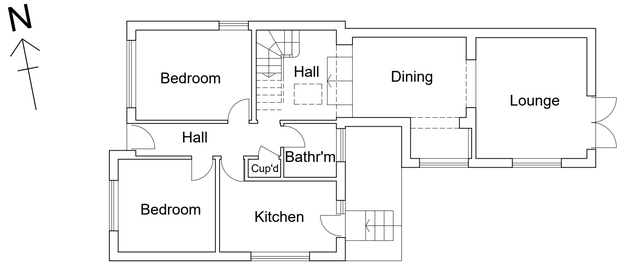

Proposed Ground Floor Plan
Scale 1:100

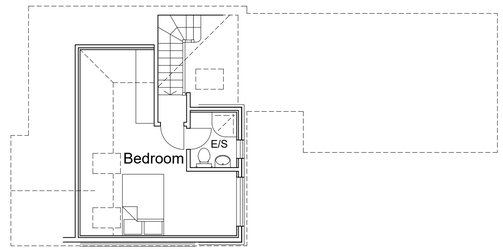

Proposed First Floor Plan
Scale 1:100

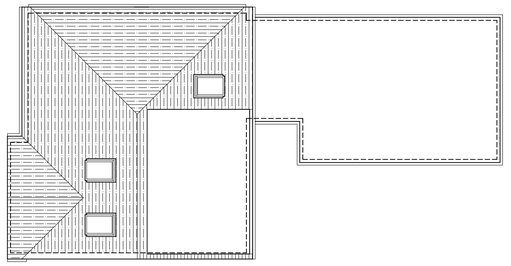

Proposed Roof Plan
Scale 1:100

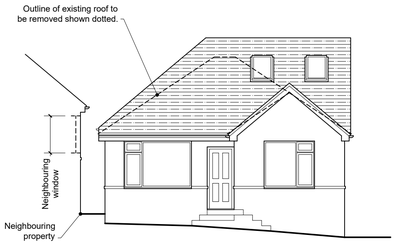

Proposed Front (west) Elevation
Scale 1:100

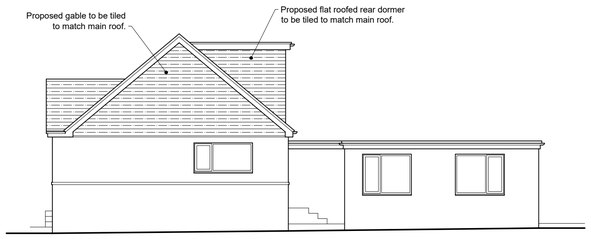

Proposed Side (south) Elevation
Scale 1:100



Proposed Rear (east) Elevation
Scale 1:100

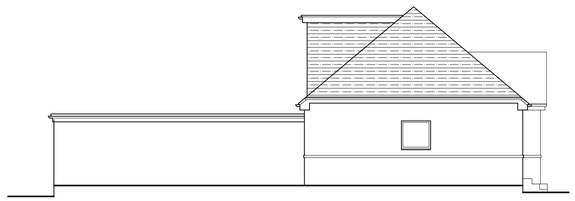

Proposed Side (north) Elevation
Scale 1:100

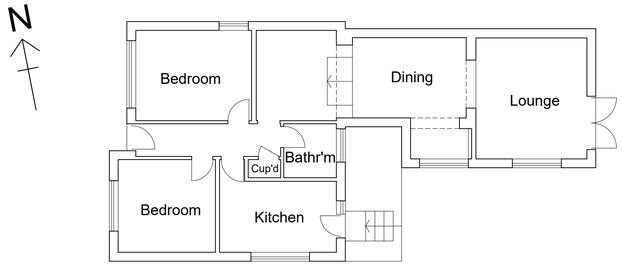

Existing Ground Floor Plan
Scale 1:100

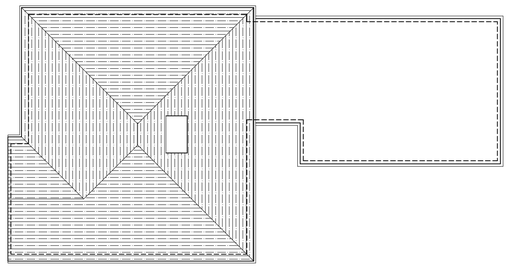

Existing Roof Plan
Scale 1:100

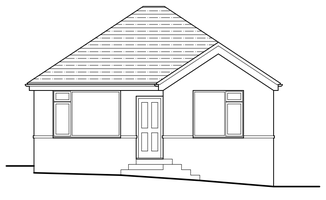

Existing Front (west) Elevation
Scale 1:100



Existing Side (south) Elevation
Scale 1:100

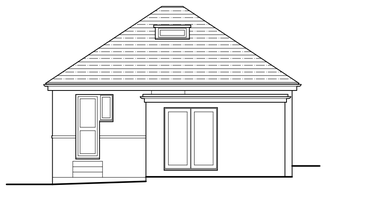

Existing Rear (east) Elevation
Scale 1:100

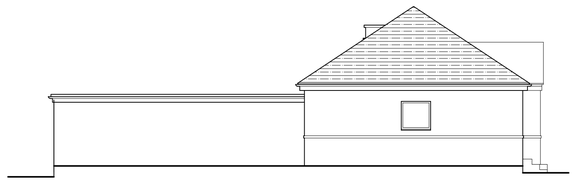

Existing Side (north) Elevation
Scale 1:100

Rev:	Description:	Date:
B	Roof plan revised.	07.07.25
A	Roof extensions reduced, internal arrangement revised to suit.	17.06.25

HORIZON DESIGN
ARCHITECTURAL TECHNOLOGY
Horizon Design Limited
4 High View
Worthing BN13 3DQ
01903 205868
info@horizon-design.co.uk www.horizon-design.co.uk

Client:
Mr & Mrs Jones

Project:
Roof Extensions & Alterations to:
10 Hillside Road
Sompting
Lancing
West Sussex, BN15 0JY

Drawing title:
Existing & Proposed Floor Plans Roof Plans, Elevations.

Scale:
1:100 @ A1

Date: 19.05.25
Drawn: KWF

Drawing number: 3217-01
Revision: B