Notes:
1. All dimensions are in mm and should be checked on site. Any differences should be brought to the attention of Grumittwade.
2. To be read in accordance with the specification and building notes.
3. Contractor should refer to specification and Building Notes as well as drawings for details of construction

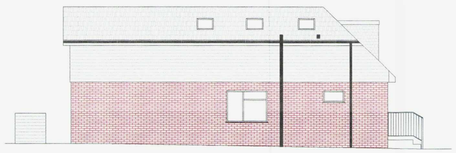

PROPOSED SIDE ELEVATION



PROPOSED FRONT ELEVATION



PROPOSED REAR ELEVATION



PROPOSED SIDE ELEVATION

PROPOSED SECTION A - A

0 1 5 10

SCALE BAR

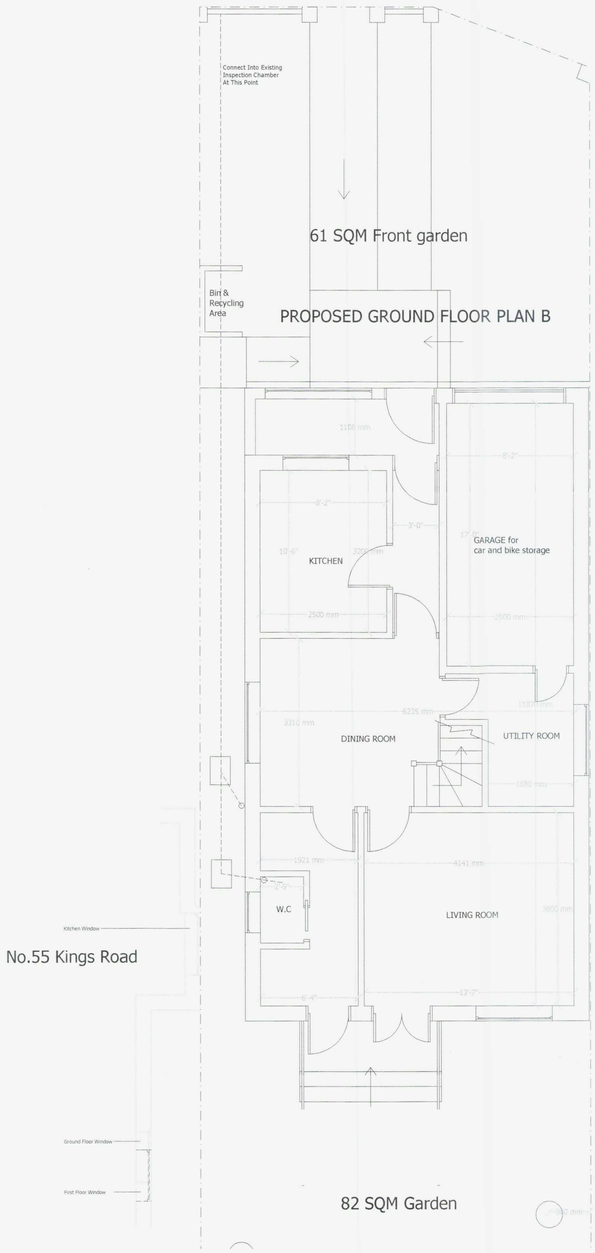

PROPOSED GROUND FLOOR PLAN B

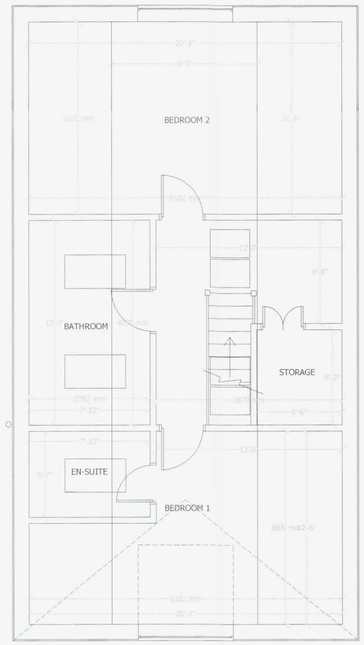

PROPOSED FIRST FLOOR PLAN B



PROPOSED SECTION A - A

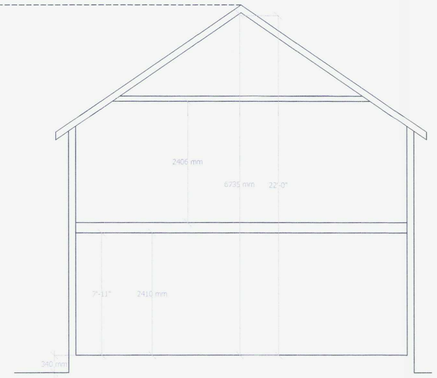

EXISTING SECTION A - A

0 1 5 10

SCALE BAR

No.	Description	Date
5.	Move property forward in accordance with building line	6 Nov 2014
4.	Identify Adjoining Property	5 Nov 2014
3.	Change in the roof line	11 Sept 2014
2.	Amend Window size living room and porch	4 Sept 2014
1.	Amended layout and roofline	1 Sept 2014

Amendments:

Address: Kings Road Lancing

Client:

Drawing Title: Draft Proposals

Drawing Ref.: mm/03/King

grumittwade
Chartered Surveyors

Planning Applications
Building Regulation Drawings
Design Consultants
Party Wall Surveyors
Building Surveys Mediations Survey

Project Management
Disabled Access Auditing
Building Defect Analysis
Cdm
Expert Witness

Contact Details: Telephone: 01273 415940 Email: mark@grumittwade.com

Contact Address: Unit 3, Tungsten Building, George Street, Hove, BN41 1RA

Scale: Floor Plans 1:50 Elevations 1:100

Paper: A1 Date: August 2014 Revision No: 1

N

AMENDMENT

ADUR & WORTHING PLANNING SERVICES

PLAN AWDM/ 1365114

DATE VALID 8/12/14