© 2022 COUCH PERRY WILKES
All scaled dimensions taken from this drawing are to be verified on site

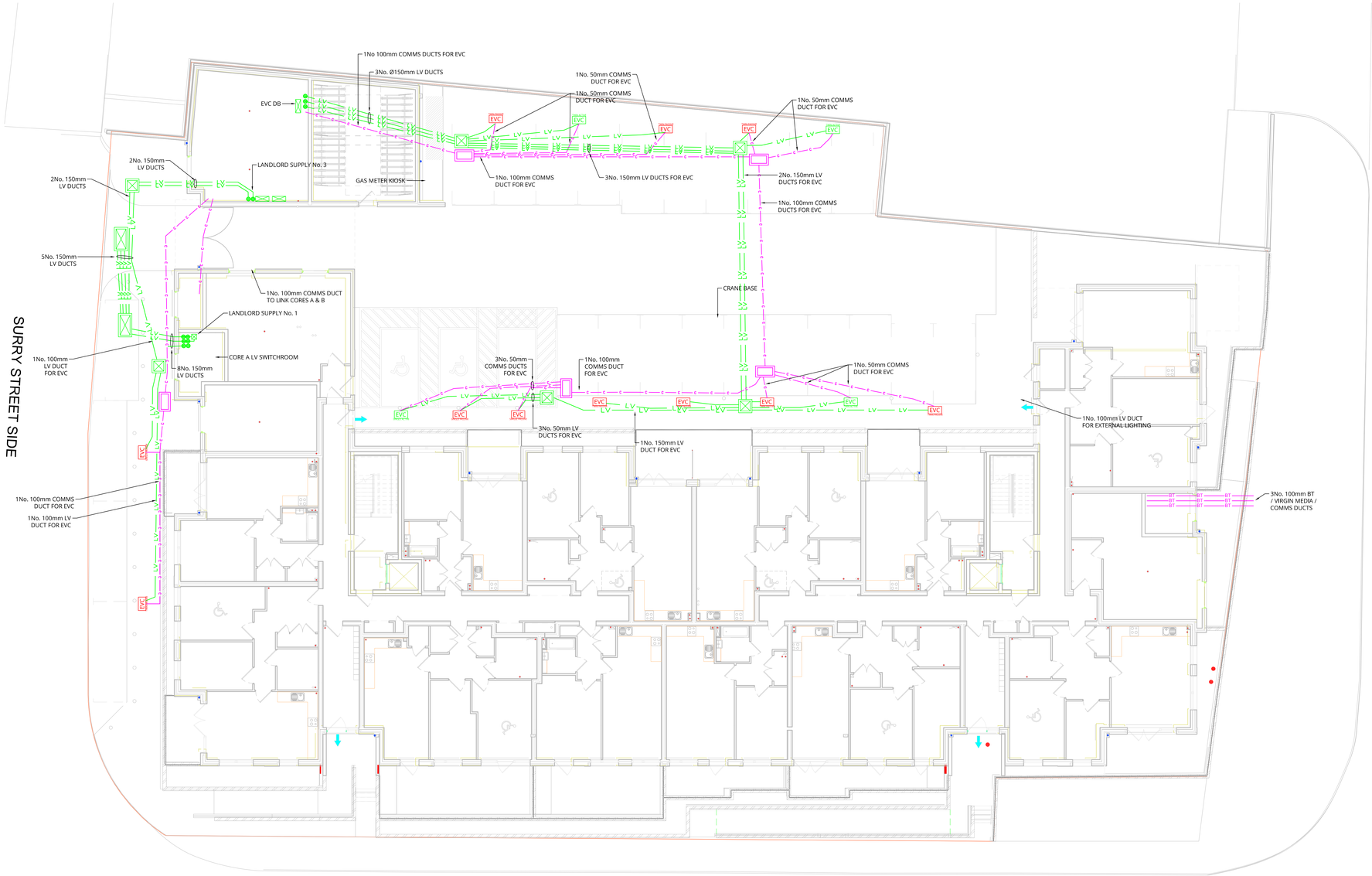

NOTES:

1. SETTING OUT DIMENSIONS BY OTHERS. DO NOT SCALE FROM THIS DRAWING.
2. ALL BUILDERS WORK ON SITE ASSOCIATED WITH THE UTILITY SERVICES DISTRIBUTION SHALL BE UNDERTAKEN BY THE MAIN CONTRACTOR, IN ACCORDANCE WITH THE STATUTORY UNDERTAKER'S REQUIREMENTS. REFER TO THE UTILITY PROVIDER DRAWINGS FOR FURTHER DETAILS INCLUDING THE SIZE, DEPTH AND BUILD-UP AROUND BURIED SERVICES.
3. LOCATIONS OF EXISTING SERVICES SHOWN ON THIS LAYOUT ARE INDICATIVE ONLY.
4. THIS DRAWING IS INTENDED TO SHOW THE DISTRIBUTION OF NEW UNDERGROUND SERVICES AROUND THE SITE, AND THEREFORE NOT ALL EXISTING SERVICES ARE NECESSARILY SHOWN.
5. ALL CABLE DUCTING MUST BE INSTALLED WITH A DRAW CORD.
6. ALL CABLE DUCTS ENTERING BUILDINGS SHALL BE SEALED BY THE MAIN CONTRACTOR TO PREVENT WATER/VERMIN INGRESS INTO THE BUILDING.
7. ALL LOW VOLTAGE CABLES/DUCTING MUST BE CLEARLY MARKED AS 'ELECTRICITY CABLE DUCT', AND MUST ALSO SHOW THE MANUFACTURER'S IDENTITY ON THE OUTSIDE SURFACE.

LEGEND:

- LV — LV DUCT
- BT — BT DUCT
- 6m x 6m TEMPORARY CRANE BASE
- EVC — ACTIVE POD POINT ELECTRIC VEHICLE CHARGING POINT
- EVC — PASSIVE POD POINT ELECTRIC VEHICLE CHARGING POINT
- 600mm x 600mm CABLE ACCESS CHAMBER
- 915mm x 445mm BT CABLE ACCESS CHAMBER

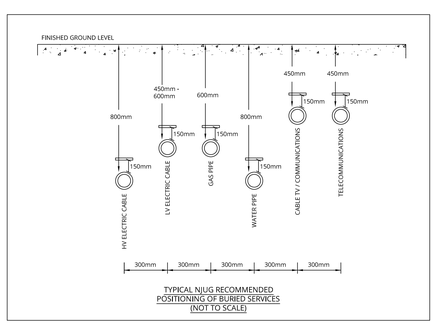

TYPICAL NJUG RECOMMENDED POSITIONING OF BURIED SERVICES (NOT TO SCALE)

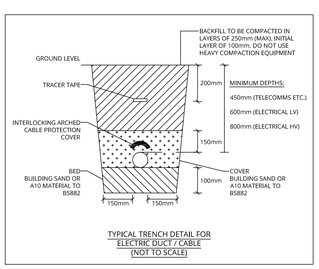

TYPICAL TRENCH DETAIL FOR ELECTRIC DUCT / CABLE (NOT TO SCALE)

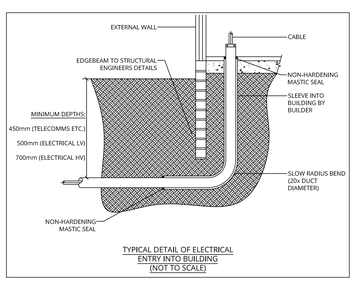

TYPICAL DETAIL OF ELECTRICAL ENTRY INTO BUILDING (NOT TO SCALE)

P02	23/03/22	AMENDED TO SHOWN 7no ACTIVE POINTS	JD	GT
P01	21/03/22	FIRST DRAFT 4no ACTIVE POINTS	JD	GT
NO	DATE	DESCRIPTION	BY	CK

www.cpwp.com
Address
Interface 100
Arleston Way, Solihull
B90 4LH
Phone
+ 44(0) 121 709 6600
Email
birmingham@cpwp.com

RIBA Stage

STAGE 4

Status

SUITABLE FOR REVIEW & COMMENT (S3)

Client

Real

Project

THE MANNINGS, SHOREHAM-BY-SEA

Drawing Title

ELECTRIC VEHICLE CHARGING POINTS

Scale (A0)	Date	By	Ve
1:100	JAN '22	JH	GT

Pro ID	Originator	Volume	Level	Type	Role	Number	Suitability	Revision
RL51001	CPW	00	ZZ	PL	ME	30704	S3	P02

RL51001-CPW-00-ZZ-PL-ME-30704 S3 P02

CPW Project No. 21002

Linked Files

N/A